



AGENDA
City Council Meeting
City Hall Council Chambers - Webster City, Iowa
January 3, 2023 6:00 p.m.

This meeting will be open to the public and can also be attended via Zoom.com:

Meeting ID 861 8981 3411

Phone number to call to participate via telephone is **1-312-626-6799 US (Chicago)**

ROLL CALL

Motion on Approval of Agenda

Pledge of Allegiance

1. PETITIONS – COMMUNICATIONS – REQUESTS

This is the time of the meeting that a citizen may address the Council on a matter not on the Agenda. **(No more than five minutes per person)** Except in cases of emergency, the City Council will not take any action at this meeting, but may ask the City Staff to research the matter or have the matter placed on the Agenda for a future meeting.

a. Public Information

2. APPOINTMENTS OF OFFICERS & ANNUAL RESOLUTIONS

Current in italics

a. Appointment by the City Council of the City Clerk to the term ending December 31, 2024. (Two Year Term) *(Karyl K. Bonjour)*

b. Appointment by the City Council of the Deputy City Clerk to the term ending December 31, 2024. (Two Year Term) *(Elizabeth Ann Smith)*

c. Appointment by the City Council of the City Attorney to the term ending December 31, 2024. (Two Year Term) *(Zachary Chizek) (contract 1-1-2023 to 12-31-2025)*

d. Appointment of a representative and alternate representative to the North Iowa Municipal Electric Cooperative Association for the year 2023.

(Adam Dickinson, representative; Daniel Ortiz-Hernandez, Alternate)

City Council Meeting Agenda January 3, 2023

- e. Appointment of Right To Know Coordinator for the year 2023. *(Brian Stroner)*
- f. Appointment to the Hamilton County Resource Enhancement Committee for the year 2023. *(John Hawkins)*
- g. Appointment of a representative and alternate representative to the *MIDAS* Transportation Advisory Committee for the year 2023.
(Brandon Bahrenfuss, representative; Biridiana Bishop, alternate)
- h. Appointment of a representative to serve on the board of the Webster City Day Care for the year 2023.
(Megan McFarland)
- i. Appointment of a representative to serve on the board of the Riverview Early Childhood Center for the year 2023. *(Logan Welch)*
- j. Appointment of Official Newspaper. *(Daily Freeman Journal)*
- k. [RESOLUTION](#) on the Appointment of a representative and alternate representative to the Hamilton County Communication Service Advisory Board (E911) for the year 2023.
(Shiloh Mork, representative; Charles Stansfield, alternate)
- l. [RESOLUTION](#) on the Appointment of a representative and alternate representative to the Hamilton County Emergency Management Commission for the year 2023.
(John Hawkins, representative; Charles Stansfield, alternate)
- m. [RESOLUTION](#) on the Appointment to Hamilton County Solid Waste Commission for the year 2023.
(Biridiana Bishop, representative; Daniel Ortiz-Hernandez, alternate)
- n. [RESOLUTION](#) authorizing the City Finance Director to invest City funds.
- o. [RESOLUTION](#) authorizing City Clerk to issue warrants in payment of certain types of expenditures.
- p. [RESOLUTION](#) authorizing City Clerk to issue and deliver warrants for the payroll upon receiving approval by the City Manager.
- q. [RESOLUTION](#) of purpose providing for expenditures of Economic Development funds.
- r. [RESOLUTION](#) setting dates and time for regular meetings of the City Council for 2023.
- s. [RESOLUTION](#) establishing Depositories for the City of Webster City and Financial Institutions, the Maximum Amount, which may be kept on Deposit in each Depository and Designating Authorized Officers.

City Council Meeting Agenda January 3, 2023

3. MINUTES, CLAIMS, REPORTS, LICENSES

The following items have been deemed to be non-controversial, routine actions to be approved by the Council in a single motion. If a Council member, or a member of the audience wishes to have an item removed from this list, it will be considered in its normal sequence on the Agenda.

- a. [MINUTES](#) of December 19, 2022.
- b. [RESOLUTION](#) on [PAYROLL](#) for the period ending December 17, 2022 and paid on December 23, 2022.
- c. [RESOLUTION](#) on [BILLS](#) Approve [FUND LIST](#)
- d. Financial Reports 2022 – [JULY](#) [AUGUST](#) [SEPTEMBER](#) [OCTOBER](#) [NOVEMBER](#)
- e. Council Committee Reports
- f. Other reports and recommendations

4. GENERAL AGENDA

- a. [COUNCIL MEMORANDUM](#) Second Reading of an [ORDINANCE](#) amending the Code of Ordinances of the City of Webster City, Iowa 2019 by amending Chapter 48, Article V, Section 48-346 Pertaining to Commercial Wind Energy Conversion Systems.

Waive Third Reading

Pass & Adopt Ordinance

- b. [COUNCIL MEMORANDUM](#) [RESOLUTION](#) providing for Notice of Hearing to Commence a Public Improvement Project to construct the Wastewater Treatment Facility Project and to Acquire Property for the Project. (February 6, 2023 - 6:05 p.m.) [NOTICE](#) [LETTER OF INTENT](#)

- c. [RESOLUTION](#) setting a date of meeting at which it is proposed to Approve a Development Agreement with Peoples Credit Union, including Annual Appropriation Tax Increment Payment. (January 16, 2023 - 6:05 p.m.) [APPLICATION](#)

- d. Discussion and City Council direction to staff on Real Estate Loan Agreement with Webster City Daycare. [2013 LOAN](#) [REAL ESTATE CONTR](#) [TRANSACTION SUMMARY](#) [CHAPTER 26 IA CODE](#) [CHAPTER 180 IA CODE](#)

[REMODELING BREAKDOWN](#) [QUOTE](#)

5. ADJOURN

NOTE: The Council may act by motion, resolution or ordinance on items listed on the Agenda

RESOLUTION NO. 2023 -

**APPOINTMENT TO HAMILTON COUNTY
E 911 SERVICE BOARD**

WHEREAS, Hamilton County has established a 911 system, and

WHEREAS, a board has been established to govern the 911 system, and

WHEREAS, every City in Hamilton County has representation on the 911 board,

NOW THEREFORE, BE IT RESOLVED, that the City Council of the City of Webster City, Iowa, hereby appoints Shiloh Mork as the City's representative to the Hamilton County E 911 Service Board; and

BE IT FURTHER RESOLVED, that the City Council of the City of Webster City Iowa, hereby appoints Charles Stansfield as the City's alternate representative to the Hamilton County E 911 Service Board.

Passed and Adopted this 3rd day of January, 2023.

John Hawkins, Mayor

ATTEST:

Karyl K. Bonjour, City Clerk

RESOLUTION NO. 2023 -

**APPOINTMENT TO HAMILTON COUNTY
EMERGENCY MANAGEMENT COMMISSION**

WHEREAS, it is the desire of the City Council of the City of Webster City, Iowa to appoint a representative and alternate representative to represent the City of Webster City on the Hamilton County Emergency Management Commission.

NOW THEREFORE BE IT RESOLVED by the City Council of the City of Webster City, Iowa that the following be appointed as representative and alternate representative for the City of Webster City on the Hamilton County Emergency Management Commission for the year 2023:

1. John Hawkins, representative
2. Charles Stansfield, alternate representative.

Passed and adopted this 3rd day of January, 2023.

John Hawkins, Mayor

ATTEST:

Karyl K. Bonjour, City Clerk

RESOLUTION NO. 2023 -

**APPOINTMENT TO HAMILTON COUNTY
SOLID WASTE COMMISSION**

WHEREAS, it is the desire of the City Council of the City of Webster City, Iowa to appoint a representative and alternate representative to represent the City of Webster City on the Hamilton County Solid Waste Commission.

NOW THEREFORE BE IT RESOLVED by the City Council of the City of Webster City, Iowa that the following be appointed as representative and alternate representative for the City of Webster City on the Hamilton County Solid Waste Commission.

1. Biridiana Bishop, representative
2. Daniel Ortiz-Hernandez, alternate representative

Passed and adopted this 3rd day of January, 2023.

John Hawkins, Mayor

ATTEST:

Karyl K. Bonjour, City Clerk

RESOLUTION NO. 2023–

**RESOLUTION AUTHORIZING THE CITY FINANCE DIRECTOR
TO INVEST CITY FUNDS**

WHEREAS, the City of Webster City, Iowa has statutory authority to delegate its investment authority to the City Financial Director; and,

WHEREAS, it is necessary from time to time to invest City funds.

NOW THEREFORE BE IT RESOLVED by the City Council of the City of Webster City, Iowa that the City Finance Director be and she is hereby authorized to invest City Funds in such manner as may be authorized by law and the City of Webster City Investment Policy.

Passed and adopted this 3rd day of January, 2023.

John Hawkins, Mayor

ATTEST:

Karyl K. Bonjour, City Clerk

RESOLUTION AUTHORIZING CERTAIN TYPES OF EXPENDITURES' WARRANTS

BE IT RESOLVED BY THE CITY COUNCIL OF THE CITY OF WEBSTER CITY, IOWA:

That the City Clerk of said City be and she is hereby authorized to issue warrants in payment of the following expenditures prior to Council approval, to-wit:

1. All freight, express and postage bills when said bills are approved for payment by the City Manager.
2. Bonds and principal representing bonded indebtedness of the City, when said bonds and principal are due and the contracted Bond Registrar requests payment.
3. All interest on bonded indebtedness of the City when the same is due and the contracted Bond Registrar requests payment.
4. All Sales Tax and Use Tax due the State of Iowa.
5. Refunds to customers on deposits made by them on utility accounts.
6. All refunds to customers having credit balances on their accounts.
7. All Water and Sewage testing bills.
8. All medical, dental and vision insurance payments from Wellmark or Employee Benefit Systems, Inc. (EBS).
9. Transfers of funds budgeted in Special Funds for specific purposes when the payments for the specific commodities or services or debt have been paid.
10. Expenses in connection with City meetings and functions provided for in the 2022-2023 and 2023-2024 City Budgets, and approved by the City Manager.
11. All monthly power bills due North Iowa Municipal Electric Cooperative Association.
12. Any other bill needing payment before the City Council can act on them that are approved prior to payment by the City Manager.

Passed and adopted this 3rd day of January, 2023.

John Hawkins, Mayor

ATTEST:

Karyl K. Bonjour, City Clerk

RESOLUTION NO. 2023-

RESOLUTION AUTHORIZING PAYROLL WARRANTS

WHEREAS, it is desirable that the City Payroll should be paid regularly, immediately after the 80 hour period having accrued; and,

WHEREAS, the regular bi-monthly meeting of the City Council often falls too early or too late to approve the payroll for immediate payment.

NOW THEREFORE BE IT RESOLVED by the City Council of the City of Webster City, Iowa that the City Clerk be and she is hereby authorized to draw, issue and deliver warrants for the Payroll upon receiving it duly approved in writing by the City Manager.

Passed and adopted this 3rd day of January, 2023.

John Hawkins, Mayor

ATTEST:

Karyl K. Bonjour, City Clerk

RESOLUTION NO. 2023 –

**RESOLUTION OF PURPOSE PROVIDING FOR
EXPENDITURES OF ECONOMIC DEVELOPMENT FUNDS**

WHEREAS, it is the desire of the City Council of the City of Webster City to help promote economic development in Webster City; and,

WHEREAS, the City of Webster City, Iowa has as one of its' primary goals the creation of new jobs and investment in the community; and,

WHEREAS, the City of Webster City, Iowa wishes to assist existing and new businesses; and has created economic development projects as well; and,

WHEREAS, industries to date have asked for financial assistance in expansion and such assistance is consistent with both City and State policies, as well as the City initiating some of the projects, all of which will be ongoing.

NOW, THEREFORE BE IT RESOLVED by the City Council of the City of Webster City, Iowa that:

1. The City Clerk be authorized to issue warrants in payment of grants and projects, upon approval by the City Manager.
2. The Finance Director will keep a statement of income and expenses on the Economic Development Funds as documentation.

Passed and adopted this 3rd day of January, 2023.

John Hawkins, Mayor

ATTEST:

Karyl K. Bonjour, City Clerk

RESOLUTION NO. 2023 -

**RESOLUTION SETTING DATES AND TIME FOR
REGULAR MEETINGS OF THE CITY COUNCIL FOR 2023**

WHEREAS, the Code of Ordinances of the City of Webster City, 1996, Chapter 17, Section 17.04, paragraph 1 states the time and place of the regular meetings of the Council shall be fixed by resolution of the Council; and,

WHEREAS, Council adopted by Resolution No. 2008-61 May 5, 2008 to set the fourth Monday night of each month for a utility meeting as needed and determined by City Council also; and,

WHEREAS, it is the desire of the City Council to set the meeting dates for the year 2023.

NOW THEREFORE BE IT RESOLVED by the City Council of the City of Webster City, Iowa as follows:

That the first and third Mondays of each month at 6:00 p.m. at City Hall
be set for regular meetings of the City Council for the year 2023 **except** for

Tuesday, **September 5th** due to the Labor Day Holiday

That the fourth Monday of each month at City Hall be set for a Council Utility meeting as needed.

Passed and adopted this 3rd day of January, 2023.

John Hawkins, Mayor

ATTEST:

Karyl K. Bonjour, City Clerk

RESOLUTION NO. 2023 -

**ESTABLISHING DEPOSITORIES FOR THE CITY OF WEBSTER CITY AND
FINANCIAL INSTITUTIONS, THE MAXIMUM AMOUNT, WHICH MAY BE KEPT ON
DEPOSIT IN EACH DEPOSITORY AND DESIGNATING AUTHORIZED OFFICERS**

WHEREAS, 12C.2 of the Iowa Code requires the approval of financial institutions as depositories for City funds by written resolution, and which shall distinctly name each depository approved and specify the maximum amount which may be kept on deposit in each depository, and

WHEREAS, the City of Webster City, Iowa depositories need to be updated.

Now Therefore Be It Resolved by the City Council of the City of Webster City, Iowa that the following financial institutions be named for the deposit of public funds belonging to the City of Webster City, Iowa as follows:

<u>NAME OF DEPOSITORY</u>	<u>MAXIMUM DEPOSIT</u>
Availa Bank, Webster City, Iowa	\$23,000,000.00
First State Bank, Webster City, Iowa	\$23,000,000.00
WCF Financial Bank, Webster City, Iowa	\$23,000,000.00
Peoples Credit Union, Webster City, Iowa	\$23,000,000.00
United Bank of Iowa, Fort Dodge, Iowa	\$23,000,000.00
Iowa Public Agency Investment Trust, W. Des Moines, Iowa	\$23,000,000.00

BE IT FURTHER RESOLVED that the following officers are hereby authorized and directed to take such action and execute such documents and agreements as may be necessary to secure the repayment of the deposit of public funds authorized hereunder, including but not limited to, security agreements, custodian bailment agreements, notices and other documents or instruments supplemental or incidental thereto, and to execute and deliver signature authorization cards to depository concurrently therewith to execute all drafts, checks or other documents and correspondence regarding any accounts of public agency at depository, and to determine with the depository in accordance with law, the rate of interest to be paid by depository on such deposits:

Dodie Wolfgram, Finance Director
Karyl K. Bonjour, City Clerk
Elizabeth Ann Smith, Deputy City Clerk
Daniel Ortiz-Hernandez, City Manager
Biridiana Bishop, Assistant City Manager

Passed and adopted this 3rd day of January, 2023.

John Hawkins, Mayor

ATTEST:

Karyl K. Bonjour, City Clerk

CITY COUNCIL MEETING MINUTES
Webster City, Iowa December 19, 2022 – 5:30 p.m.

The City Council met in regular session at the City Hall, Webster City, Iowa at 5:30 p.m. on December 19, 2022, upon call of the Mayor and the advance agenda. The meeting was called to order by Mayor John Hawkins and roll being called there were present in Council Chambers Mayor John Hawkins and the following Council Members: Abbie Hansen, Megan McFarland and Matt McKinney. Council Member Logan Welch was absent at the time of Roll Call, but joined the meeting at 5:40 p.m.

This meeting was Open to the Public with limited capacity and by electronic means utilizing the Zoom Platform. Details were provided in using the Zoom platform either by joining through the web portal or by calling in to view or participate.

It was moved by McFarland and seconded by Hansen to approve the agenda.

ROLL CALL: Hansen, Hawkins, McFarland and McKinney voting aye.

Mayor John Hawkins led the Pledge of Allegiance.

Council Member Welch arrived at 5:40 p.m.

Work Session: Presentation by Sensys Gatso on Speed Cameras

Rick Willing, Director of Business Development for Sensys Gatso Group provided a powerpoint presentation which gave a history of the company and the products and services they offer. He reported on a 24-hour Traffic Study conducted in certain areas of Webster City for Council to review. Council consensus was to have Willing put together a proposal on implementation of the program and provide to Council for consideration.

PETITIONS – COMMUNICATIONS – REQUESTS

None brought forth.

PUBLIC INFORMATION

None brought forth.

MINUTES, CLAIMS, REPORTS AND LICENSES

It was moved by McKinney and seconded by Hansen that the following items be accepted and placed on file, or approved and adopted collectively:

- a. That the meeting minutes of December 5, 2022 be approved.
- b. That Resolution No. 2022-205 approving Payroll for the period ending December 3, 2022 and paid on December 9, 2022, in the amount of \$190,214.67 be passed and adopted.
- c. That Resolution No. 2022-206 approving bills paid in the amount of \$514,669.83 be passed and adopted.
- d. City Manager Reports – November 2022
- e. Inspection Reports – October, November 2022
- f. Police Department Report – November 2022
- g. Fire Department Report – November 2022
- h. Hamilton County Solid Waste Commission Agenda Packet December 14, 2022.
- i. Planning and Zoning Commission December 12, 2022 Minutes
- j. Council Committee Reports-None brought forth.
- k. Other reports and recommendations-None brought forth.

ROLL CALL: Hawkins, McFarland, McKinney, Welch and Hansen voting aye.

City Council Meeting Minutes, December 19, 2022

GENERAL AGENDA

a. Public Hearing - 6:05 p.m.

December 19, 2022 at 6:05 p.m. in Council Chambers, City Hall, Webster City, Iowa being the time and place for a Public Hearing on Public Improvement Project to Construct the Fair Meadow Drive Widening and Reconstruction Project and to Acquire Property for the Project, the same was held. No written objections were received and no oral objections were presented.

It was moved by Welch and seconded by McFarland that Resolution No. 2022-207 providing for Authorization to Proceed with a Public Improvement Project to Construct the Fair Meadow Drive Widening and Reconstruction Project and to Acquire Property for the Project be passed and adopted.

ROLL CALL: McFarland, McKinney, Welch, Hansen and Hawkins voting aye.

Biridiana Bishop, Assistant City Manager, provided the scope and details of the project.

b. It was moved by McKinney and seconded by Hansen that the Second Reading of an Ordinance amending the Code of Ordinances of the City of Webster City, Iowa, 2019 by amending Chapter 46, Article X: Pertaining to Off-Road Utility Vehicles and Golf Carts within the Corporate Limits of the City of Webster City, Iowa be approved.

ROLL CALL: McKinney, Welch, Hansen, Hawkins and McFarland voting aye.

It was moved by McKinney and seconded by Hansen that the Third Reading of an Ordinance amending the Code of Ordinances of the City of Webster City, Iowa, 2019 by amending Chapter 46, Article X: Pertaining to Off-Road Utility Vehicles and Golf Carts within the Corporate Limits of the City of Webster City, Iowa be waived.

ROLL CALL: Welch, Hansen, Hawkins, McFarland and McKinney voting aye.

It was moved by McFarland and seconded by Welch that Ordinance No. 2022-1863, an Ordinance amending the Code of Ordinances of the City of Webster City, Iowa, 2019 by amending Chapter 46, Article X: Pertaining to Off-Road Utility Vehicles and Golf Carts within the Corporate Limits of the City of Webster City, Iowa be passed and adopted.

ROLL CALL: Hansen, Hawkins, McFarland, McKinney and Welch voting aye.

c. It was moved by Hansen and seconded by McFarland that the First Reading of an Ordinance amending the Code of Ordinances of the City of Webster City, Iowa 2019 by amending Chapter 48, Article V, Section 48-346 Pertaining to Commercial Wind Energy Conversion Systems be approved.

ROLL CALL: Hawkins, McFarland, McKinney, Welch and Hansen voting aye.

Assistant City Manager Bishop informed Council this was to add the two mile extraterritorial jurisdiction to this Chapter of the Code that had been previously overlooked.

d. It was moved by Hansen and seconded by Welch that Resolution No. 2022-208 setting January 16, 2023 at 6:05 p.m. in Council Chambers at City Hall, Webster City, Iowa for a Public Hearing on proposed Plans and Specifications and proposed Form of Contract and Estimate of Cost for Furnishing Materials for the 2022 Electrical Underground Conversion Project be passed and adopted.

ROLL CALL: McFarland, McKinney, Welch, Hansen and Hawkins voting aye.

Assistant City Manager Bishop explained to Council that this is tied to the award for other materials approved in October, but at that time due to the current state of the market, no transformers were included in the proposal and with the engineer's guidance, these now need to be rebid.

e. It was moved by McFarland and seconded by Hansen that Resolution No. 2022-209 authorizing the Mayor and City Clerk to enter into a City Attorney Compensation Agreement for Legal Services be passed and adopted.

ROLL CALL: McKinney, Welch, Hansen, Hawkins and McFarland voting aye.

City Council Meeting Minutes, December 19, 2022

f. It was moved by Hansen and seconded by McKinney that Resolution No. 2022-210 Accepting and Approving the Minor Subdivision Plat of Broadacres Addition, Hamilton County, Iowa be passed and adopted.

ROLL CALL: Welch, Hansen, Hawkins, McFarland and McKinney voting aye.

g. It was moved by McFarland and seconded by Hansen that Resolution No. 2022-211 Accepting and Approving the Minor Subdivision Plat of Havinga Addition, Hamilton County, Iowa be passed and adopted.

ROLL CALL: Hansen, Hawkins, McFarland, McKinney and Welch voting aye.

h. It was moved by Hansen and seconded by McFarland that Resolution No. 2022-212 setting January 16, 2023 at 6:05 p.m. in Council Chambers at City Hall, Webster City, Iowa for a Public Hearing on Designation of the Expanded Webster City Riverview Urban Renewal Area and on Urban Renewal Plan Amendment be passed and adopted.

ROLL CALL: Hawkins, McFarland, McKinney, Welch and Hansen voting aye.

Daniel Ortiz-Hernandez, City Manager, provided an explanation for expanding the Urban Renewal Area.

i. Clay Schneckloth, PLH with Snyder and Associates, gave a powerpoint presentation on splash pads. He provided information on the types of systems available, sizes and component options and suggested steps to take in budget planning and for design and location of a splash pad in the community. Council Consensus was to have Snyder and Associates put together a proposal for the locations discussed and present to Council once completed.

OTHER ITEMS

The City Attorney Report/Update from December 13, 2022 was previously given to Council for review.

Work Session - Wilson Brewer Historic Park: Doug Herman, Lynch Dallas, P.C., was present to provide legal guidance in options for Wilson Brewer Historic Park. He reviewed several documents in regard to the City's acquisition of the park and suggested the City could choose to move forward with a Board appointed by Council, a Board elected, or through 28E Agreements with the County and other entities. Council Members agreed that continuing to have some oversight of the park, especially when it comes to budgeting, was a priority, but felt working with the County and other entities through 28E agreements would be a possibility. A work session will be scheduled in the near future with the County Supervisors to discuss in more detail the expectations, guidelines, maintenance costs and oversight of the park.

It was moved by Welch and seconded by Hansen that Council meet in Closed Session to discuss the purchase/sale of particular real estate only where premature disclosure could be reasonably expected to increase the price the governmental body would have to pay for that property, as provided by Chapter 21.5 j. of the Code of Iowa.

ROLL CALL: McFarland, McKinney, Welch, Hansen and Hawkins voting aye.

Council went out of Open Session at 7:00 p.m. A short recess was taken.

Council went into Closed Session at 7:05 p.m.

Council returned to Open Session at 7:22 p.m.

It was moved by McKinney and seconded by Hansen that Council Adjourn.

ROLL CALL: McKinney, Welch, Hansen, Hawkins and McFarland voting aye.

The December 19, 2022 Regular City Council Meeting stood adjourned at 7:23 p.m.

John Hawkins, Mayor

Karyl K. Bonjour, City Clerk

RESOLUTION NO. 2023-

BE IT RESOLVED BY THE CITY COUNCIL OF THE CITY OF WEBSTER CITY, IOWA:

That the payroll for the 80-hour period ending December 17, 2022 and paid on December 23, 2022 aggregating the sum of \$193,635.73 herewith presented, be and the same is hereby approved.

Passed and adopted this 3rd day of January, 2023.

John Hawkins, Mayor

ATTEST:

Karyl K. Bonjour, City Clerk

Employee Number	Name	Total Gross Amount	Total Gross Hours	3-01 OT no pen Emp Amt	4-00 OT pension Emp Amt	5-01 DBL OT np Emp Amt	6-00 DBL OT pen Emp Amt	23-01 OTHER pen Emp Amt	24-00 OTHER np Emp Amt	85-00 NET PAY Emp Amt	86-00 DIRECT DEP Emp Amt
20035	BISHOP, BIRIDIANA	4,072.76	80.00	.00	.00	.00	.00	.00	125.00	.00	2,687.03
60722	CHELESVIG, BETH A.	3,121.60	80.00	.00	.00	.00	.00	.00	.00	.00	2,044.36
61245	DINSDALE, ASHLEY J.	1,820.00	80.00	.00	.00	.00	.00	.00	.00	.00	1,297.76
20020	ORTIZ-HERNANDEZ, DANIEL	5,368.91	80.00	.00	.00	.00	.00	.00	175.00	.00	2,853.74
60003	SMITH, ELIZABETH A.	2,197.60	80.00	.00	.00	.00	.00	.00	.00	.00	1,477.07
Total CITY MANAGER:											
5		16,580.87	400.00	.00	.00	.00	.00	.00	300.00	.00	10,359.96
30980	STRONER, BRIAN M.	2,822.41	80.00	.00	.00	.00	.00	.00	.00	.00	1,979.75
Total ENVIRONMENTAL/SAFETY:											
1		2,822.41	80.00	.00	.00	.00	.00	.00	.00	.00	1,979.75
61164	BONJOUR, KARYL K.	2,266.42	80.00	.00	.00	.00	.00	.00	.00	.00	1,488.51
61238	HAGLUND, DENISE D.	1,525.60	80.00	.00	.00	.00	.00	.00	.00	.00	1,036.06
61243	HESLEY, EMILY M.	1,740.00	80.00	.00	.00	.00	.00	.00	.00	.00	1,290.49
61241	JOHNSON, LAURA A.	1,500.00	80.00	.00	.00	.00	.00	.00	.00	.00	897.47
61190	NERLAND, DEDRA R.	2,093.60	80.00	.00	.00	.00	.00	.00	.00	.00	1,421.13
61163	PEVESTORF, ELIZABETH J.	2,016.00	80.00	.00	.00	.00	.00	.00	.00	.00	1,387.52
30329	WOLFGRAM, DOREEN A.	3,118.41	80.00	.00	.00	.00	.00	.00	.00	.00	2,158.98
Total FINANCE OFFICE:											
7		14,260.03	560.00	.00	.00	.00	.00	.00	.00	.00	9,680.16
41502	CAMPBELL, AARON M.	20.00	.00	.00	.00	.00	.00	20.00	.00	.00	18.47
41215	CASEY, DANA R	45.00	.00	.00	.00	.00	.00	45.00	.00	.00	38.77
40857	DOOLITTLE, KENDALL J.	20.00	.00	.00	.00	.00	.00	20.00	.00	17.23	.00
41263	ESTLUND, JEROMY J.	2,703.38	112.00	.00	.00	.00	.00	.00	.00	.00	1,959.73
41395	FEICKERT, DAKOTA L.	252.00	16.00	.00	.00	.00	.00	28.00	.00	.00	207.18
41038	FERGUSON, WILLIAM M.	25.00	.00	.00	.00	.00	.00	25.00	.00	23.09	.00
41300	FOX, JEFFREY A.	483.00	30.00	.00	.00	.00	.00	63.00	.00	.00	377.49
41438	FRAKES, JUSTIN M.	25.00	.00	.00	.00	.00	.00	25.00	.00	.00	23.09
41530	HANSON, CONNER	85.00	.00	.00	.00	.00	.00	85.00	.00	78.50	.00
40971	HAYES, BRANDON W.	3,257.49	115.00	.00	.00	.00	.00	.00	458.64	.00	2,419.37
41445	HAYES, HARRISON W.	770.00	46.50	.00	.00	.00	.00	119.00	.00	663.27	.00
41441	HAYES, HUNTER W.	105.00	.00	.00	.00	.00	.00	105.00	.00	96.97	.00
40031	HOLST, RONALD W	105.00	.00	.00	.00	.00	.00	105.00	.00	90.45	.00
41192	JESSEN, PHILLIP N.	854.00	48.50	.00	.00	.00	.00	175.00	.00	622.50	.00
41460	LEHMAN, MICHEAL L.	20.00	.00	.00	.00	.00	.00	20.00	.00	.00	13.47
41200	MADSEN, TODD M	125.00	.00	.00	.00	.00	.00	125.00	.00	.00	106.68
41515	SCHWERING, DREW M.	45.00	.00	.00	.00	.00	.00	45.00	.00	.00	41.56
41219	SOWLE JR., ANDREW W.	2,778.15	115.00	.00	.00	.00	.00	.00	.00	.00	1,691.43
41400	STANSFIELD, CHARLES T.	3,295.70	80.00	.00	.00	.00	.00	.00	.00	.00	2,205.02
41029	STEWART, EARL L	65.00	.00	.00	.00	.00	.00	65.00	.00	.00	60.03
41088	TOLLE, PAUL A.	105.00	.00	.00	.00	.00	.00	105.00	.00	90.45	.00
41216	WEINSCHENK, KENRIC J	125.00	.00	.00	.00	.00	.00	125.00	.00	.00	114.44
41213	WILLIAMS, ZACHARY W.	25.00	.00	.00	.00	.00	.00	25.00	.00	.00	21.54
40815	WILLS, DON H.	125.00	.00	.00	.00	.00	.00	125.00	.00	114.44	.00
41340	YOUNGDALE, COLE C.	60.00	.00	.00	.00	.00	.00	60.00	.00	55.41	.00
41270	ZEHNER, DONALD F.	65.00	.00	.00	.00	.00	.00	65.00	.00	.00	60.03
Total FIRE DEPARTMENT:											
26		15,583.72	563.00	.00	.00	.00	.00	1,575.00	458.64	1,852.31	9,358.30
61240	WINTER, KIRBY L.	4,086.99	80.00	.00	.00	.00	.00	.00	20.00	.00	2,810.81

Employee Number	Name	Total Gross Amount	Total Gross Hours	3-01 OT no pen Emp Amt	4-00 OT pension Emp Amt	5-01 DBL OT np Emp Amt	6-00 DBL OT pen Emp Amt	23-01 OTHER pen Emp Amt	24-00 OTHER np Emp Amt	85-00 NET PAY Emp Amt	86-00 DIRECT DEP Emp Amt
Total INFORMATION SYSTEMS:											
		1	4,086.99	80.00	.00	.00	.00	.00	20.00	.00	2,810.81
61235	SIMPSON, CORY L.	5,503.30	80.00	.00	.00	.00	.00	891.25	2,617.65	.00	3,791.19
Total INSPECTION:											
		1	5,503.30	80.00	.00	.00	.00	891.25	2,617.65	.00	3,791.19
31210	BARNES, DERRICK S.	3,056.00	80.00	.00	.00	.00	.00	.00	.00	.00	2,074.95
31185	CASEY, DANA R.	3,241.60	80.00	.00	.00	.00	.00	.00	.00	.00	2,190.63
31190	DAYTON, BRYAN K.	3,213.60	80.00	.00	.00	.00	.00	.00	.00	.00	2,172.61
30678	DICKINSON, ADAM L.	3,838.40	80.00	.00	.00	.00	.00	.00	.00	.00	2,599.76
31230	MC COLLOUGH, DOUGLAS J.	3,215.21	80.00	.00	.00	.00	.00	.00	.00	.00	2,233.81
31184	MOURTON, RUSSELL E.	3,241.60	80.00	.00	.00	.00	.00	.00	.00	.00	1,860.89
31240	NEWMAN, BRADY N.	2,000.00	80.00	.00	.00	.00	.00	.00	.00	.00	1,479.47
31186	ORTON, RYAN D.	3,968.53	90.00	.00	130.83	.00	.00	.00	.00	.00	2,678.98
30918	PARKHILL, MARTY E.	3,852.64	88.00	.00	.00	.00	.00	.00	.00	.00	2,637.84
Total LINE DEPARTMENT:											
		9	29,627.58	738.00	.00	130.83	.00	.00	.00	.00	19,928.94
30976	MADSEN, TODD M.	1,776.00	80.00	.00	.00	.00	.00	.00	.00	.00	1,286.20
31188	PASCHKE, RODNEY A.	1,713.60	80.00	.00	.00	.00	.00	.00	.00	.00	1,130.58
Total METER DEPARTMENT:											
		2	3,489.60	160.00	.00	.00	.00	.00	.00	.00	2,416.78
61250	BERTRAN, ARIEL L.	2,589.23	80.00	.00	.00	.00	.00	.00	.00	.00	1,811.47
Total PLANNING/ZONING:											
		1	2,589.23	80.00	.00	.00	.00	.00	.00	.00	1,811.47
41480	DILLEY, JEAN M.	1,471.20	80.00	.00	.00	.00	.00	.00	.00	.00	1,022.97
41500	HOLCOMBE, IAN J.	1,560.80	80.00	.00	.00	.00	.00	.00	.00	.00	1,100.89
41390	NOWELL, TANNER J.	2,071.20	80.00	.00	.00	.00	.00	.00	.00	.00	1,476.36
41475	RUSH, DEBORAH G.	2,052.16	88.00	.00	.00	.00	341.76	.00	.00	.00	1,402.93
41525	SCHANZ, ALEC M.	1,463.20	80.00	.00	.00	.00	.00	.00	.00	.00	927.06
41510	WHITEHILL, AUDRIANA G.	1,599.62	85.00	.00	136.42	.00	.00	.00	.00	.00	1,127.43
41207	WINDSCHITL, JOAN E.	1,820.80	80.00	.00	.00	.00	.00	.00	.00	.00	1,126.25
Total POLICE DEPARTMENT-D:											
		7	12,038.98	573.00	.00	136.42	.00	341.76	.00	.00	8,183.89
41430	BASINGER, RYAN A.	2,518.36	84.00	.00	.00	.00	.00	.00	.00	.00	1,825.70
41191	HOUGE, CLINTON J.	2,620.64	84.00	.00	.00	.00	.00	.00	.00	.00	1,830.85
41453	LEHMAN, MICHEAL L.	2,488.64	84.00	.00	.00	.00	.00	.00	.00	.00	1,834.61
41465	LOWE, ANDREW T.	2,430.44	84.00	.00	.00	.00	.00	.00	.00	.00	1,692.86
41479	LUFT, ANTHONY J.	2,476.28	98.00	.00	.00	.00	.00	.00	.00	.00	1,820.43
41230	MCKINLEY, ERIC K.	2,779.80	84.00	.00	.00	.00	.00	.00	.00	.00	2,007.60
41110	MORK, SHILOH B.	3,295.61	80.00	.00	.00	.00	.00	.00	.00	.00	2,201.31
41471	MOURLAM, DALTON G.	2,405.24	84.00	.00	.00	.00	.00	.00	.00	.00	1,693.50
41225	PRITCHARD, BRANDON D.	2,606.84	84.00	.00	.00	.00	.00	.00	.00	.00	1,837.48
41426	ROSE, DYLAN M.	2,485.56	84.00	.00	.00	.00	.00	.00	.00	.00	1,633.64
41450	THUMMA, STEVEN L.	2,403.72	84.00	.00	.00	.00	.00	.00	.00	.00	1,539.14
41495	WATKINS, MARK D.	2,546.84	84.00	.00	.00	.00	.00	.00	.00	.00	1,868.45

Employee Number	Name	Total Gross Amount	Total Gross Hours	3-01 OT no pen Emp Amt	4-00 OT pension Emp Amt	5-01 DBL OT np Emp Amt	6-00 DBL OT pen Emp Amt	23-01 OTHER pen Emp Amt	24-00 OTHER np Emp Amt	85-00 NET PAY Emp Amt	86-00 DIRECT DEP Emp Amt
Total POLICE DEPARTMENT-O:											
		12	31,057.97	1,018.00	.00	.00	.00	.00	.00	.00	21,785.57
70980	HARMS, BRIAN K.	1,737.60	80.00	.00	.00	.00	.00	.00	.00	.00	1,284.25
51195	RODEN, JACOB J.	2,090.62	86.00	.00	211.42	.00	.00	.00	.00	.00	1,422.27
Total PUBLIC GROUNDS:											
		2	3,828.22	166.00	.00	211.42	.00	.00	.00	.00	2,706.52
81653	BINDER, MEREDITH K.	286.00	22.00	.00	.00	.00	.00	.00	.00	246.13	.00
81726	BINDER, RILEY K.	79.00	7.00	.00	.00	.00	.00	.00	.00	.00	72.95
81762	CLABAUGH, TUCKER	88.00	8.00	.00	.00	.00	.00	.00	.00	81.26	.00
81743	DINSDALE, SOPHIE J.	117.00	9.75	.00	.00	.00	.00	.00	.00	.00	107.05
70100	FLAWS, LARRY J.	2,704.20	80.00	.00	.00	.00	.00	.00	85.00	.00	1,797.07
81708	GALLENTINE, ABIGAIL M.	12.25	1.00	.00	.00	.00	.00	.00	.00	11.31	.00
81746	GALLENTINE, OLIVIA M.	156.00	13.00	.00	.00	.00	.00	.00	.00	143.07	.00
70107	GLASCOCK, MARK A.	1,957.36	84.00	.00	136.56	.00	.00	.00	.00	.00	1,293.62
81711	HANSEN, ELLA M.	131.50	11.50	.00	.00	.00	.00	.00	.00	.00	120.44
81667	LAMB, MITCHELL S.	334.75	25.75	.00	.00	.00	.00	.00	.00	.00	282.09
70975	LESHER, BREANNE M.	2,604.71	88.75	.00	367.10	.00	.00	.00	.00	.00	1,767.53
81651	LINDSTROM, SARAH J.	524.88	41.50	.00	.00	.00	.00	.00	.00	419.26	.00
81673	MCKEE, BRONWYN E.	120.00	10.00	.00	.00	.00	.00	.00	.00	.00	110.82
81760	MILLER, COLE D.	176.00	16.00	.00	.00	.00	.00	.00	.00	.00	160.54
81689	NELSEN, DENISE L.	878.64	56.00	.00	.00	.00	.00	.00	.00	.00	695.81
81757	NOHRENBERG, BONNIE RAE	24.00	2.00	.00	.00	.00	.00	.00	.00	.00	22.16
81742	OUVERSON, ERIN A.	236.50	21.50	.00	.00	.00	.00	.00	.00	.00	215.41
81744	PECK, EMMA G.	383.25	33.00	.00	.00	.00	.00	.00	.00	.00	345.93
31195	PETERSON, RICK E.	1,937.60	83.00	.00	103.19	.00	.00	.00	.00	.00	1,344.71
81665	PRUISMANN, LINDA A.	869.44	52.00	.00	.00	.00	.00	.00	.00	.00	653.44
81719	SCHULTZ, CAMDEN J.	234.00	20.00	.00	.00	.00	.00	.00	.00	.00	213.10
81470	SPELLMEYER, WILLIAM C.	193.19	13.25	.00	.00	.00	.00	.00	.00	140.26	.00
81747	STANLEY, KAMEY	48.00	4.00	.00	.00	.00	.00	.00	.00	44.32	.00
81761	STUELAND, CAMERON M.	44.00	4.00	.00	.00	.00	.00	.00	.00	40.63	.00
81759	VANSICKEL, LINCOLN L.	308.00	28.00	.00	.00	.00	.00	.00	.00	.00	284.43
Total RECREATION:											
		25	14,448.27	735.00	.00	606.85	.00	.00	.00	85.00	9,487.10
51187	BAHRENFUSS, BRANDON D.	3,274.28	88.00	.00	427.08	.00	.00	.00	.00	.00	2,262.81
51210	DANIELS, JACOB S.	2,182.28	86.00	.00	220.68	.00	.00	.00	.00	.00	1,536.29
51225	JONDAL, KOOPER M.	1,760.00	80.00	.00	.00	.00	.00	.00	.00	.00	1,365.60
51220	KLIEGL, SHAWN A.	1,909.00	82.00	.00	69.00	.00	.00	.00	.00	.00	1,337.31
51190	RATCLIFF, BRETT D.	2,131.20	80.00	.00	.00	.00	.00	.00	.00	.00	1,418.59
51230	SCHEUERMANN, RILEE C.	1,840.00	80.00	.00	.00	.00	.00	.00	.00	.00	1,356.95
51184	WILLIAMS, ZACHARY W.	2,345.60	80.00	.00	.00	.00	.00	.00	.00	.00	1,598.80
51205	YOUNGDALE, COLE C.	2,511.20	87.50	.00	309.60	.00	.00	.00	.00	.00	1,749.28
Total STREET DEPARTMENT:											
		8	17,953.56	663.50	.00	1,026.36	.00	.00	.00	.00	12,625.63
30772	DINGMAN, CHAD M.	2,777.80	84.00	.00	193.80	.00	.00	.00	.00	.00	2,002.74
30977	JACKSON, JEFFREY S.	2,290.47	90.00	.00	75.51	.00	.00	.00	.00	.00	1,565.83
31179	WEST, JOHN A.	2,136.80	80.00	.00	.00	.00	.00	.00	.00	.00	1,598.09

Employee Number	Name	Total Gross Amount	Total Gross Hours	3-01 OT no pen Emp Amt	4-00 OT pension Emp Amt	5-01 DBL OT np Emp Amt	6-00 DBL OT pen Emp Amt	23-01 OTHER pen Emp Amt	24-00 OTHER np Emp Amt	85-00 NET PAY Emp Amt	86-00 DIRECT DEP Emp Amt	
Total WASTEWATER:												
		3	7,205.07	254.00	.00	269.31	.00	.00	.00	.00	5,166.66	
31189	CHAMBERS, TODD A.	2,678.90	89.00	.00	.00	.00	.00	.00	.00	.00	1,762.46	
31220	FARWELL, GREGORY A.	2,321.60	80.00	.00	.00	.00	.00	.00	.00	.00	1,632.70	
31215	KNOWLES, NICHOLAS A.	3,799.41	89.00	.00	.00	.00	.00	.00	.00	.00	2,445.37	
31245	NELSON, BENJAMIN J.	2,140.00	80.00	.00	.00	.00	.00	.00	.00	.00	1,513.96	
31225	PARKER, LOGAN M.	1,620.02	80.00	.00	.00	.00	.00	.00	.00	.00	1,394.19	
Total WATER PLANT:												
		5	12,559.93	418.00	.00	.00	.00	.00	.00	.00	8,748.68	
Grand Totals:												
		115	193,635.73	6,568.50	.00	2,381.19	.00	341.76	2,466.25	3,481.29	2,978.55	130,841.41

RESOLUTION NO. 2023

BE IT RESOLVED BY THE CITY COUNCIL OF THE CITY OF WEBSTER CITY, IOWA:

That we, the City Council of the City of Webster City, Iowa, having examined bills aggregating the sum of \$2,387,626.34 presented herewith, hereby approve said bills, and the City Clerk is hereby authorized to issue warrants in payment of the same.

Passed and adopted this 3rd day of January, 2023.

John Hawkins, Mayor

ATTEST:

Karyl K. Bonjour, City Clerk

Invoice	Seq	Type	Description	Invoice Date	Total Cost	Period	GL Account
MIDWEST FENCE & GATE CO., INC. (1479)							
513865	1	Invoice	PICKLE BALL COURT FENCE	11/14/2022	9,638.10	06/23	537-23-42-5221-318
Total 513865:					9,638.10		
Total MIDWEST FENCE & GATE CO., INC. (1479):					9,638.10		
Total 12/21/2022:					9,638.10		

Invoice	Seq	Type	Description	Invoice Date	Total Cost	Period	GL Account
WCF FINANCIAL BANK (5526)							
122722	1	Invoice	12 MO CD - PURCHASE - WCF	12/27/2022	250,000.00	06/23	100-11003
122722	2	Invoice	12 MO CD - PURCHASE - WCF	12/27/2022	750,000.00	06/23	500-11003
122722	3	Invoice	12 MO CD - PURCHASE - WCF	12/27/2022	1,000,000.00	06/23	501-11003
Total 122722:					2,000,000.00		
Total WCF FINANCIAL BANK (5526):					2,000,000.00		
Total 12/27/2022:					2,000,000.00		

Invoice	Seq	Type	Description	Invoice Date	Total Cost	Period	GL Account
ALAN UNDERWOOD (7638)							
121922	1	Invoice	ELECTRIC REFUND	12/19/2022	173.96	07/23	601-23-80-5903-980
Total 121922:					173.96		
Total ALAN UNDERWOOD (7638):					173.96		
ARNOLD MOTOR SUPPLY (68)							
101722	1	Invoice	ENERGY EFFICIENT REBATE-LED BULBS	10/17/2022	250.00	07/23	601-23-36-5930-979
Total 101722:					250.00		
26NV076906	1	Invoice	1 STANDARD MINATURE HEADLIGHT-CEME	11/02/2022	10.71	07/23	100-22-42-5210-314
Total 26NV076906:					10.71		
26NV078786	1	Invoice	1 STANDARD HEADLIGHT-PD	12/14/2022	14.79	07/23	100-21-21-5110-314
Total 26NV078786:					14.79		
26NV078920	1	Invoice	A/C & HEATER RELAY-KUBOTA	12/16/2022	9.79	07/23	100-22-42-5210-314
Total 26NV078920:					9.79		
26NV079162	1	Invoice	30-32qt/34# OIL	12/21/2022	317.70	07/23	204-23-30-5310-314
Total 26NV079162:					317.70		
Total ARNOLD MOTOR SUPPLY (68):					602.99		
BLACK HILLS ENERGY (3466)							
2074931097	1	Invoice	GAS UTILITY/CEMETERY	12/20/2022	1,116.97	07/23	100-23-42-5371-234
Total 2074931097 12/20/22:					1,116.97		
4752063290	1	Invoice	GAS UTILITY/DEPOT	12/14/2022	645.31	07/23	100-22-42-5221-234
Total 4752063290 12/14/22:					645.31		
5470636360	1	Invoice	GAS UTILITY/FULLER HALL	12/14/2022	873.04	07/23	100-22-42-5233-234
Total 5470636360 12/14/22:					873.04		
5542531803	1	Invoice	GAS UTILITY/FIRE STATION	12/14/2022	1,111.60	07/23	100-21-22-5140-234
Total 5542531803 12/14/22:					1,111.60		
6886529163	1	Invoice	GAS UTILITY/POOL	12/21/2022	37.73	07/23	100-22-42-5242-234
Total 6886529163 12/21/22:					37.73		
7824805624	1	Invoice	GAS UTILITY/WWTP	12/21/2022	6,319.57	07/23	603-23-70-5642-234
Total 7824805624 12/21/22:					6,319.57		
8081102404	1	Invoice	GAS UTILITY/SR CENTER	12/14/2022	851.12	07/23	100-22-42-5280-234

Invoice	Seq	Type	Description	Invoice Date	Total Cost	Period	GL Account
Total 8081102404 12/14/22:					851.12		
9634407409	1	Invoice	GAS UTILITY/STREET DEPT	12/21/2022	2,130.51	07/23	204-23-30-5310-234
Total 9634407409 12/21/22:					2,130.51		
Total BLACK HILLS ENERGY (3466):					13,085.85		
BOMGAARS (5165)							
62937170	1	Invoice	WIRE FOR SNOW FENCE	12/05/2022	9.29	07/23	204-23-30-5320-318
Total 62937170:					9.29		
62937199	1	Invoice	2-SNOW FENCE	12/05/2022	129.98	07/23	204-23-30-5320-318
Total 62937199:					129.98		
62941068	1	Invoice	PROTECTANT	12/16/2022	6.19	07/23	601-23-52-5588-318
Total 62941068:					6.19		
62942521	1	Invoice	5-SAND TUBES	12/19/2022	24.95	07/23	100-21-21-5110-314
Total 62942521:					24.95		
62944034	1	Invoice	6-HEAT LAMP BULBS	12/22/2022	26.94	07/23	603-23-70-5641-318
Total 62944034:					26.94		
62945682	1	Invoice	K9 DOG FOOD	12/26/2022	54.99	07/23	214-21-21-5110-318
Total 62945682:					54.99		
Total BOMGAARS (5165):					252.34		
BRIDGEWELL RESOURCES LLC (7615)							
0252671801	1	Invoice	SOUTHERN YELLOW PINE POLES-LOAD #1	12/19/2022	27,790.02	07/23	601-23-52-5935-871
Total 0252671801:					27,790.02		
0252672001	1	Invoice	SOUTHERN YELLOW PINE POLES-LOAD #2	12/19/2022	27,733.84	07/23	601-23-52-5935-871
Total 0252672001:					27,733.84		
Total BRIDGEWELL RESOURCES LLC (7615):					55,523.86		
BROWN SUPPLY COMPANY, INC. (122)							
125525	1	Invoice	1-8"X15" MUELLER SS REPAIR CLAMP	12/12/2022	360.00	07/23	602-23-62-5662-318
Total 125525:					360.00		
125526	1	Invoice	2-3"X1/8" RED RUBBER FLANGE GASKET/1-	12/12/2022	403.50	07/23	602-23-62-5662-318
Total 125526:					403.50		
125564	1	Invoice	2-4' STAINLESS STEEL TILE PROBE-WATER	12/14/2022	84.00	07/23	602-23-62-5662-318

Invoice	Seq	Type	Description	Invoice Date	Total Cost	Period	GL Account
Total 125564:					84.00		
Total BROWN SUPPLY COMPANY, INC. (122):					847.50		
CAPITAL SANITARY SUPPLY (6096)							
C359769	1	Invoice	4 BOXES WHITE COPY PAPER, 1 BOX ORAN	12/14/2022	14.62	07/23	100-21-22-5140-316
C359769	2	Invoice	4 BOXES WHITE COPY PAPER, 1 BOX ORAN	12/14/2022	14.62	07/23	204-23-30-5310-316
C359769	3	Invoice	4 BOXES WHITE COPY PAPER, 1 BOX ORAN	12/14/2022	14.62	07/23	603-23-70-5921-316
C359769	4	Invoice	4 BOXES WHITE COPY PAPER, 1 BOX ORAN	12/14/2022	14.62	07/23	100-23-42-5371-316
C359769	5	Invoice	4 BOXES WHITE COPY PAPER, 1 BOX ORAN	12/14/2022	14.62	07/23	602-23-61-5921-316
C359769	6	Invoice	4 BOXES WHITE COPY PAPER, 1 BOX ORAN	12/14/2022	14.62	07/23	100-21-18-5190-316
C359769	7	Invoice	4 BOXES WHITE COPY PAPER, 1 BOX ORAN	12/14/2022	14.62	07/23	100-23-43-5361-316
C359769	8	Invoice	4 BOXES WHITE COPY PAPER, 1 BOX ORAN	12/14/2022	14.62	07/23	601-24-16-5921-316
C359769	9	Invoice	4 BOXES WHITE COPY PAPER, 1 BOX ORAN	12/14/2022	14.62	07/23	100-22-42-5233-316
C359769	10	Invoice	4 BOXES WHITE COPY PAPER, 1 BOX ORAN	12/14/2022	14.62	07/23	601-23-52-5921-316
C359769	11	Invoice	4 BOXES WHITE COPY PAPER, 1 BOX ORAN	12/14/2022	14.62	07/23	100-21-21-5110-316
C359769	12	Invoice	4 BOXES WHITE COPY PAPER, 1 BOX ORAN	12/14/2022	14.62	07/23	100-24-18-5470-316
C359769	13	Invoice	4 BOXES WHITE COPY PAPER, 1 BOX ORAN	12/14/2022	7.02	07/23	100-24-12-5430-316
C359769	14	Invoice	4 BOXES WHITE COPY PAPER, 1 BOX ORAN	12/14/2022	27.41	07/23	602-23-81-5921-316
C359769	15	Invoice	4 BOXES WHITE COPY PAPER, 1 BOX ORAN	12/14/2022	7.05	07/23	603-23-81-5921-316
C359769	16	Invoice	4 BOXES WHITE COPY PAPER, 1 BOX ORAN	12/14/2022	36.37	07/23	601-23-81-5921-316
C359769	17	Invoice	4 BOXES WHITE COPY PAPER, 1 BOX ORAN	12/14/2022	8.30	07/23	100-24-14-5435-316
C359769	18	Invoice	4 BOXES WHITE COPY PAPER, 1 BOX ORAN	12/14/2022	17.54	07/23	602-23-80-5921-316
C359769	19	Invoice	4 BOXES WHITE COPY PAPER, 1 BOX ORAN	12/14/2022	4.24	07/23	603-23-80-5921-316
C359769	20	Invoice	4 BOXES WHITE COPY PAPER, 1 BOX ORAN	12/14/2022	60.27	07/23	601-23-80-5921-316
C359769	21	Invoice	4 BOXES WHITE COPY PAPER, 1 BOX ORAN	12/14/2022	4.31	07/23	100-24-30-5380-316
C359769	22	Invoice	4 BOXES WHITE COPY PAPER, 1 BOX ORAN	12/14/2022	6.58	07/23	602-24-30-5380-316
C359769	23	Invoice	4 BOXES WHITE COPY PAPER, 1 BOX ORAN	12/14/2022	6.58	07/23	603-24-30-5380-316
C359769	24	Invoice	4 BOXES WHITE COPY PAPER, 1 BOX ORAN	12/14/2022	4.31	07/23	601-24-30-5380-316
Total C359769:					365.42		
Total CAPITAL SANITARY SUPPLY (6096):					365.42		
CEMSTONE CONCRETE MATERIALS, LLC (6320)							
7056049	1	Invoice	CONCRETE - 1ST & DSM (WATER MAIN MNT	12/02/2022	796.25	07/23	602-23-62-5662-318
Total 7056049:					796.25		
Total CEMSTONE CONCRETE MATERIALS, LLC (6320):					796.25		
CENTRAL IOWA BLDG SUPPLY (1298)							
1014197	1	Invoice	80# NITROGEN W/EXCHANGE	12/20/2022	34.00	07/23	601-23-51-5566-318
Total 1014197:					34.00		
Total CENTRAL IOWA BLDG SUPPLY (1298):					34.00		
CENTRAL IOWA DISTRIBUTING, INC (153)							
233910	1	Invoice	SUPPLIES @ WWTP	12/13/2022	1,145.00	07/23	603-23-70-5642-318
Total 233910:					1,145.00		
Total CENTRAL IOWA DISTRIBUTING, INC (153):					1,145.00		
CENTRAL IOWA FARM STORE (7129)							
12342M	1	Invoice	VOLTAGE REGULATOR FOR KUBOTA RTV 40	12/07/2022	169.02	07/23	100-22-42-5210-314

Invoice	Seq	Type	Description	Invoice Date	Total Cost	Period	GL Account
Total 12342M:					169.02		
Total CENTRAL IOWA FARM STORE (7129):					169.02		
CENTURY LINK (4614)							
620746569	1	Invoice	TELEPHONE SERVICE	12/12/2022	14.43	07/23	100-24-12-5430-230
620746569	2	Invoice	TELEPHONE SERVICE	12/12/2022	39.69	07/23	601-23-81-5921-230
620746569	3	Invoice	TELEPHONE SERVICE	12/12/2022	9.02	07/23	602-23-81-5921-230
620746569	4	Invoice	TELEPHONE SERVICE	12/12/2022	9.02	07/23	603-23-81-5921-230
620746569	5	Invoice	TELEPHONE SERVICE	12/12/2022	6.49	07/23	100-24-14-5435-230
620746569	6	Invoice	TELEPHONE SERVICE	12/12/2022	46.90	07/23	601-23-80-5903-230
620746569	7	Invoice	TELEPHONE SERVICE	12/12/2022	14.43	07/23	602-23-80-5921-230
620746569	8	Invoice	TELEPHONE SERVICE	12/12/2022	4.33	07/23	603-23-80-5921-230
620746569	9	Invoice	TELEPHONE SERVICE	12/12/2022	18.04	07/23	100-24-30-5380-230
620746569	10	Invoice	TELEPHONE SERVICE	12/12/2022	18.04	07/23	601-24-30-5380-230
620746569	11	Invoice	TELEPHONE SERVICE	12/12/2022	18.04	07/23	602-24-30-5380-230
620746569	12	Invoice	TELEPHONE SERVICE	12/12/2022	18.04	07/23	603-24-30-5380-230
620746569	13	Invoice	TELEPHONE SERVICE	12/12/2022	72.16	07/23	100-21-22-5140-230
620746569	14	Invoice	TELEPHONE SERVICE	12/12/2022	72.16	07/23	100-23-42-5371-230
620746569	15	Invoice	TELEPHONE SERVICE	12/12/2022	72.16	07/23	601-23-52-5588-230
620746569	16	Invoice	TELEPHONE SERVICE	12/12/2022	72.16	07/23	100-22-42-5233-230
620746569	17	Invoice	TELEPHONE SERVICE	12/12/2022	72.16	07/23	204-23-30-5310-230
620746569	18	Invoice	TELEPHONE SERVICE	12/12/2022	72.16	07/23	603-23-70-5642-230
620746569	19	Invoice	TELEPHONE SERVICE	12/12/2022	72.16	07/23	602-23-61-5642-230
Total 620746569:					721.59		
E65-4065 12/	1	Invoice	ALARM CIRCUIT LINE	12/01/2022	148.00	07/23	100-21-22-5140-230
Total E65-4065 12/01/22:					148.00		
Total CENTURY LINK (4614):					869.59		
CHIZEK LAW OFFICE (5715)							
122822	1	Invoice	CITY ATTORNEY FEES/JANUARY 2023	12/28/2022	1,300.00	07/23	100-24-13-5460-212
122822	2	Invoice	CITY ATTORNEY FEES/JANUARY 2023	12/28/2022	3,575.00	07/23	601-24-13-5460-212
122822	3	Invoice	CITY ATTORNEY FEES/JANUARY 2023	12/28/2022	812.50	07/23	602-24-13-5460-212
122822	4	Invoice	CITY ATTORNEY FEES/JANUARY 2023	12/28/2022	812.50	07/23	603-24-13-5460-212
Total 122822:					6,500.00		
Total CHIZEK LAW OFFICE (5715):					6,500.00		
CITY OF WEBSTER CITY (176)							
12/23/22	1	Invoice	CITY UTILITIES	12/23/2022	1,138.66	07/23	100-24-36-5480-233
12/23/22	2	Invoice	CITY UTILITIES	12/23/2022	813.34	07/23	601-23-36-5480-233
12/23/22	3	Invoice	CITY UTILITIES	12/23/2022	650.67	07/23	602-23-36-5480-233
12/23/22	4	Invoice	CITY UTILITIES	12/23/2022	650.67	07/23	603-23-36-5480-233
12/23/22	5	Invoice	CITY UTILITIES	12/23/2022	1,191.06	07/23	100-21-22-5140-233
12/23/22	6	Invoice	CITY UTILITIES	12/23/2022	1,124.57	07/23	204-23-30-5310-233
12/23/22	7	Invoice	CITY UTILITIES	12/23/2022	826.21	07/23	100-21-30-5120-233
12/23/22	8	Invoice	CITY UTILITIES	12/23/2022	336.44	07/23	602-23-62-5662-233
12/23/22	9	Invoice	CITY UTILITIES	12/23/2022	511.62	07/23	603-23-71-5662-233
12/23/22	10	Invoice	CITY UTILITIES	12/23/2022	20,910.45	07/23	603-23-70-5642-233
12/23/22	11	Invoice	CITY UTILITIES	12/23/2022	10,477.65	07/23	100-21-30-5160-233
12/23/22	12	Invoice	CITY UTILITIES	12/23/2022	332.56	07/23	100-22-42-5221-233
12/23/22	13	Invoice	CITY UTILITIES	12/23/2022	123.05	07/23	100-22-42-5210-233

Invoice	Seq	Type	Description	Invoice Date	Total Cost	Period	GL Account
12/23/22	14	Invoice	CITY UTILITIES	12/23/2022	10.70	07/23	100-22-42-5210-233
12/23/22	15	Invoice	CITY UTILITIES	12/23/2022	975.63	07/23	100-22-42-5222-233
12/23/22	16	Invoice	CITY UTILITIES	12/23/2022	5,387.49	07/23	100-22-42-5233-233
12/23/22	17	Invoice	CITY UTILITIES	12/23/2022	489.85	07/23	100-23-42-5371-233
12/23/22	18	Invoice	CITY UTILITIES	12/23/2022	9,758.63	07/23	602-23-60-5601-233
12/23/22	19	Invoice	CITY UTILITIES	12/23/2022	228.36	07/23	601-23-51-5566-233
12/23/22	20	Invoice	CITY UTILITIES	12/23/2022	228.36	07/23	601-23-52-5588-233
12/23/22	21	Invoice	CITY UTILITIES	12/23/2022	228.37	07/23	601-23-52-5586-233
12/23/22	22	Invoice	CITY UTILITIES	12/23/2022	127.50	07/23	100-22-42-5242-233
12/23/22	23	Invoice	CITY UTILITIES	12/23/2022	1,745.96	07/23	602-23-61-5642-233
12/23/22	24	Invoice	CITY UTILITIES	12/23/2022	403.37	07/23	100-23-43-5361-233
12/23/22	25	Invoice	CITY UTILITIES	12/23/2022	586.54	07/23	100-22-42-5280-233
12/23/22	26	Invoice	CITY UTILITIES	12/23/2022	450.11	07/23	100-21-22-5140-233
Total 12/23/22:					59,707.82		
Total CITY OF WEBSTER CITY (176):					59,707.82		
CONFERENCE TECHNOLOGIES, INC. (5644)							
JC129126	1	Invoice	MEDIA ROOM-REPAIRS/PARTS	11/17/2022	1,704.69	07/23	100-22-12-5370-299
Total JC129126:					1,704.69		
Total CONFERENCE TECHNOLOGIES, INC. (5644):					1,704.69		
CORN BELT POWER COOP, INC. (197)							
16020	1	Invoice	TAPE READING & REPORTS	12/14/2022	40.00	07/23	601-23-51-5566-299
Total 16020:					40.00		
Total CORN BELT POWER COOP, INC. (197):					40.00		
COUNSEL (3995)							
23AR116401	1	Invoice	PRINTER CONTRACT - CEMETARY	12/01/2022	43.38	07/23	100-23-42-5371-299
Total 23AR1164018:					43.38		
23AR117517	1	Invoice	PRINTER CONTRACT - WASTEWATER DEPT	12/13/2022	26.35	07/23	603-23-70-5931-225
Total 23AR1175174:					26.35		
23AR117752	1	Invoice	PRINTER CONTRACT - FULLER HALL	12/15/2022	79.70	07/23	100-22-42-5233-225
Total 23AR1177522:					79.70		
Total COUNSEL (3995):					149.43		
CREXENDO, INC. (7604)							
67188	1	Invoice	SENIOR CENTER/RSVP	12/19/2022	22.50	07/23	100-22-42-5280-230
67188	2	Invoice	OD POOL	12/19/2022	11.25	07/23	100-22-42-5242-230
Total 67188:					33.75		
Total CREXENDO, INC. (7604):					33.75		
CUAUCH, MIGUEL (7636)							
121422	1	Invoice	CUSTOMER DEPOSIT REFUND	12/14/2022	80.36	07/23	601-21011

Invoice	Seq	Type	Description	Invoice Date	Total Cost	Period	GL Account
Total 121422:					80.36		
Total CUAUCH, MIGUEL (7636):					80.36		
DAILY FREEMAN JOURNAL, INC. (211)							
000096 11/30	1	Invoice	ADV - BID & BUY FULLER HALL	11/30/2022	50.00	07/23	100-22-42-5233-215
Total 000096 11/30/22:					50.00		
Total DAILY FREEMAN JOURNAL, INC. (211):					50.00		
DATAMAXX APPLIED TECHNOLOGIES (214)							
32337	1	Invoice	ANNUAL SOFTWARE RENEWAL	12/07/2022	166.00	07/23	100-21-21-5180-299
Total 32337:					166.00		
Total DATAMAXX APPLIED TECHNOLOGIES (214):					166.00		
DELL MARKETING L.P. (221)							
1063933000	1	Invoice	WIRELESS KEYBOARD & MOUSE	12/19/2022	3.04	07/23	100-24-16-5420-317
1063933000	2	Invoice	WIRELESS KEYBOARD & MOUSE	12/19/2022	11.12	07/23	601-24-16-5921-317
1063933000	3	Invoice	WIRELESS KEYBOARD & MOUSE	12/19/2022	3.04	07/23	602-24-16-5921-317
1063933000	4	Invoice	WIRELESS KEYBOARD & MOUSE	12/19/2022	3.04	07/23	603-24-16-5921-317
Total 10639330003:					20.24		
1064064727	1	Invoice	PD VIDEO PC REPLACEMENT	12/24/2022	184.78	07/23	100-24-16-5420-317
1064064727	2	Invoice	PD VIDEO PC REPLACEMENT	12/24/2022	677.55	07/23	601-24-16-5921-317
1064064727	3	Invoice	PD VIDEO PC REPLACEMENT	12/24/2022	184.78	07/23	602-24-16-5921-317
1064064727	4	Invoice	PD VIDEO PC REPLACEMENT	12/24/2022	184.78	07/23	603-24-16-5921-317
Total 10640647270:					1,231.89		
Total DELL MARKETING L.P. (221):					1,252.13		
DESIGNER GRAPHIX PLUS, INC (1214)							
2022-0824	1	Invoice	LOGO ON STREET SHIRTS	12/09/2022	13.80	07/23	204-23-30-5310-312
2022-0824	2	Invoice	LOGO ON STREET SHIRTS	12/09/2022	4.20	07/23	602-23-62-5662-312
2022-0824	3	Invoice	LOGO ON STREET SHIRTS	12/09/2022	2.00	07/23	603-23-71-5662-312
Total 2022-0824:					20.00		
Total DESIGNER GRAPHIX PLUS, INC (1214):					20.00		
DGR ENGINEERING (5967)							
00257510	1	Invoice	ENG - CAPITAL IMP. - ELECTRIC UTILITY PO	12/12/2022	210.02	07/23	601-23-36-5923-212
00257510	2	Invoice	ENG - CAPITAL IMP. - ELECTRIC UTILITY PO	12/12/2022	378.03	07/23	601-23-51-5566-212
00257510	3	Invoice	ENG - CAPITAL IMP. - ELECTRIC UTILITY PO	12/12/2022	2,520.23	07/23	601-23-52-5923-212
00257510	4	Invoice	ENG - CAPITAL IMP. - ELECTRIC UTILITY PO	12/12/2022	726.07	07/23	601-23-80-5905-212
00257510	5	Invoice	ENG - CAPITAL IMP. - ELECTRIC UTILITY PO	12/12/2022	366.03	07/23	601-23-81-5923-212
Total 00257510:					4,200.38		
00257730	1	Invoice	ENG - REISNER SUBSTATION	12/14/2022	3,875.75	07/23	601-23-51-5562-871
Total 00257730:					3,875.75		

Invoice	Seq	Type	Description	Invoice Date	Total Cost	Period	GL Account
Total DGR ENGINEERING (5967):					8,076.13		
ECHO GROUP, INC. (6306)							
S009804499.	1	Invoice	14-RETRO FIT LED LIGHTS-RQT BALL COUR	12/12/2022	2,345.00	07/23	100-22-42-5233-310
Total S009804499.002:					2,345.00		
Total ECHO GROUP, INC. (6306):					2,345.00		
ELECTRIC PUMP, INC. (1243)							
0899217-IN	1	Invoice	8"X4" 125LB CAST IRON-FLANGED PIPE FITT	12/20/2022	494.23	07/23	603-23-70-5652-229
Total 0899217-IN:					494.23		
Total ELECTRIC PUMP, INC. (1243):					494.23		
EMPLOYEE BENEFIT SYSTEMS (4707)							
000036449	1	Invoice	HEALTH INSURANCE - JANUARY 2023	12/16/2022	114,801.19	07/23	902-11215
000036449	2	Invoice	HEALTH INSURANCE - JANUARY 2023	12/16/2022	4,760.00	07/23	902-11100
Total 000036449:					119,561.19		
Total EMPLOYEE BENEFIT SYSTEMS (4707):					119,561.19		
GONZALEZ, MIGUEL (7639)							
122022	1	Invoice	CUSTOMER DEPOSIT REFUND	12/20/2022	84.15	07/23	601-21011
Total 122022:					84.15		
Total GONZALEZ, MIGUEL (7639):					84.15		
GORDON FLESCH COMPANY (6978)							
IN13999968	1	Invoice	C5550i-PRINTER/COPIER-MGR'S OFFICE	12/06/2022	22.69	07/23	100-24-12-5430-225
IN13999968	2	Invoice	C5550i-PRINTER/COPIER-MGR'S OFFICE	12/06/2022	62.38	07/23	601-23-81-5931-225
IN13999968	3	Invoice	C5550i-PRINTER/COPIER-MGR'S OFFICE	12/06/2022	14.18	07/23	602-23-81-5931-225
IN13999968	4	Invoice	C5550i-PRINTER/COPIER-MGR'S OFFICE	12/06/2022	14.18	07/23	603-23-81-5931-225
IN13999968	5	Invoice	C5550i-PRINTER/COPIER-MGR'S OFFICE	12/06/2022	10.21	07/23	100-24-14-5435-225
IN13999968	6	Invoice	C5550i-PRINTER/COPIER-MGR'S OFFICE	12/06/2022	73.73	07/23	601-23-80-5931-225
IN13999968	7	Invoice	C5550i-PRINTER/COPIER-MGR'S OFFICE	12/06/2022	22.69	07/23	602-23-80-5931-225
IN13999968	8	Invoice	C5550i-PRINTER/COPIER-MGR'S OFFICE	12/06/2022	6.81	07/23	603-23-80-5931-225
IN13999968	9	Invoice	C5550i-PRINTER/COPIER-MGR'S OFFICE	12/06/2022	9.64	07/23	100-24-30-5380-225
IN13999968	10	Invoice	C5550i-PRINTER/COPIER-MGR'S OFFICE	12/06/2022	9.64	07/23	601-24-30-5380-225
IN13999968	11	Invoice	C5550i-PRINTER/COPIER-MGR'S OFFICE	12/06/2022	9.64	07/23	602-24-30-5380-225
IN13999968	12	Invoice	C5550i-PRINTER/COPIER-MGR'S OFFICE	12/06/2022	9.64	07/23	603-24-30-5380-225
IN13999968	13	Invoice	C5550i-PRINTER/COPIER-MGR'S OFFICE	12/06/2022	37.43	07/23	100-21-18-5190-225
IN13999968	14	Invoice	C5550i-PRINTER/COPIER-MGR'S OFFICE	12/06/2022	37.43	07/23	100-24-18-5470-225
Total IN13999968:					340.29		
Total GORDON FLESCH COMPANY (6978):					340.29		
GRAINGER (3288)							
9545248040	1	Invoice	2-AIR REGULATOR-WWTP	12/14/2022	292.68	07/23	603-23-70-5642-318
Total 9545248040:					292.68		
Total GRAINGER (3288):					292.68		

Invoice	Seq	Type	Description	Invoice Date	Total Cost	Period	GL Account
HAMILTON COUNTY PUBLIC HEALTH (1866)							
082922	1	Invoice	OUTDOOR POOL INSPECTION	12/15/2022	445.00	07/23	100-22-42-5242-215
Total 082922:					445.00		
Total HAMILTON COUNTY PUBLIC HEALTH (1866):					445.00		
HAWKEYE WEST PEST CONTROL (7345)							
47839	1	Invoice	PEST CONTROL STREET DEPT	12/13/2022	75.00	07/23	204-23-30-5310-299
Total 47839:					75.00		
Total HAWKEYE WEST PEST CONTROL (7345):					75.00		
HE CORPORATION (7637)							
121522	1	Invoice	CUSTOMER DEPOSIT REFUND	12/15/2022	2,196.31	07/23	601-21011
Total 121522:					2,196.31		
Total HE CORPORATION (7637):					2,196.31		
HOLLINGSHEAD, LUANA (6929)							
122822	1	Invoice	JANITORIAL SVC-SR CTR-JANUARY 2023	12/28/2022	240.00	07/23	100-22-42-5280-299
Total 122822:					240.00		
Total HOLLINGSHEAD, LUANA (6929):					240.00		
HOLMES MURPHY & ASSOCIATES, LLC (5556)							
684505	1	Invoice	HOLMES MURPHY FEES-JAN 2023	12/20/2022	2,450.00	07/23	902-11215
Total 684505:					2,450.00		
Total HOLMES MURPHY & ASSOCIATES, LLC (5556):					2,450.00		
HYDRO KLEAN, INC. (422)							
081126	1	Invoice	CLEAN & TELEWISE STORM SEWERS	11/30/2022	10,845.00	07/23	204-23-30-5330-299
Total 081126:					10,845.00		
081223	1	Invoice	CLEAN & TELEWISE STORM SEWERS	12/16/2022	20,575.00	07/23	204-23-30-5330-299
Total 081223:					20,575.00		
Total HYDRO KLEAN, INC. (422):					31,420.00		
inTANDEM (6526)							
2357	1	Invoice	RETAINER/JANUARY 2023	12/16/2022	488.00	07/23	100-22-12-5370-299
2357	2	Invoice	RETAINER/JANUARY 2023	12/16/2022	1,342.00	07/23	601-23-81-5930-299
2357	3	Invoice	RETAINER/JANUARY 2023	12/16/2022	305.00	07/23	602-23-81-5930-299
2357	4	Invoice	RETAINER/JANUARY 2023	12/16/2022	305.00	07/23	603-23-81-5930-299
Total 2357:					2,440.00		
Total inTANDEM (6526):					2,440.00		
IOWA DEPT OF PUBLIC SAFETY (468)							
120122	1	Invoice	TERMINAL BILLING - JULY-SEPT	12/01/2022	1,258.50	07/23	100-21-21-5180-225

Invoice	Seq	Type	Description	Invoice Date	Total Cost	Period	GL Account
Total 120122:					1,258.50		
Total IOWA DEPT OF PUBLIC SAFETY (468):					1,258.50		
IOWA PRISON INDUSTRIES (489)							
034563	1	Invoice	GOLF CART PERMIT STICKERS	12/19/2022	68.00	07/23	100-21-18-5190-316
Total 034563:					68.00		
Total IOWA PRISON INDUSTRIES (489):					68.00		
IOWA STATE UNIVERSITY (495)							
167	1	Invoice	PESTICIDE TRAINING-RATCLIFF & WILLIAMS	12/15/2022	70.00	07/23	100-22-30-5230-231
Total 167:					70.00		
Total IOWA STATE UNIVERSITY (495):					70.00		
ITSavvy LLC (5472)							
01393023	1	Invoice	2-HPE ARUBA 2930F SWITCH	12/14/2022	952.70	07/23	100-41-16-5420-513
01393023	2	Invoice	2-HPE ARUBA 2930F SWITCH	12/14/2022	3,493.22	07/23	100-41-16-5420-513
01393023	3	Invoice	2-HPE ARUBA 2930F SWITCH	12/14/2022	952.70	07/23	100-41-16-5420-513
01393023	4	Invoice	2-HPE ARUBA 2930F SWITCH	12/14/2022	952.70	07/23	100-41-16-5420-513
Total 01393023:					6,351.32		
Total ITSavvy LLC (5472):					6,351.32		
KARL CHEVROLET BUICK GMC (7306)							
1693	1	Invoice	CAP & PUMP-PD CAR #2	12/12/2022	30.31	07/23	204-23-30-5310-314
Total 1693:					30.31		
Total KARL CHEVROLET BUICK GMC (7306):					30.31		
KUSSMAUL ELECTRONICS (6280)							
0000220494	1	Invoice	KUSSMAUL BATTERY TENDER E33	12/02/2022	512.09	07/23	100-21-22-5140-227
Total 0000220494:					512.09		
Total KUSSMAUL ELECTRONICS (6280):					512.09		
LAMPERT LUMBER (564)							
1567676	1	Invoice	SUPPLIES FOR PUMP HOUSE ROOF	12/06/2022	37.64	07/23	100-22-42-5242-310
Total 1567676:					37.64		
1583428	1	Invoice	1-4X8 BOARD, 2-PINE 1X4X10	12/21/2022	48.83	07/23	100-23-42-5371-318
Total 1583428:					48.83		
Total LAMPERT LUMBER (564):					86.47		
LINCOLN NATL LIFE INSURANCE CO (3031)							
4496270984	1	Invoice	LIFE INSURANCE PREMIUMS	12/20/2022	598.62	07/23	902-11215

Invoice	Seq	Type	Description	Invoice Date	Total Cost	Period	GL Account
Total 4496270984:					598.62		
Total LINCOLN NATL LIFE INSURANCE CO (3031):					598.62		
MARTIN MARIETTA MATERIALS (601)							
37595949	1	Invoice	EROSION STONE-BOONE RIVER TRAIL RIP	12/02/2022	165.65	07/23	100-22-42-5210-321
Total 37595949:					165.65		
Total MARTIN MARIETTA MATERIALS (601):					165.65		
MEDIACOM (5464)							
121622	1	Invoice	DIGITAL BOX RENTAL	12/16/2022	7.86	07/23	100-21-21-5110-230
Total 121622:					7.86		
Total MEDIACOM (5464):					7.86		
MOORE CLEANING SERVICE, LLC (2902)							
122822	1	Invoice	CLEANING SERVICES FOR CITY HALL	12/28/2022	455.00	07/23	100-24-36-5480-299
122822	2	Invoice	CLEANING SERVICES FOR CITY HALL	12/28/2022	325.00	07/23	601-23-36-5480-299
122822	3	Invoice	CLEANING SERVICES FOR CITY HALL	12/28/2022	260.00	07/23	602-23-36-5480-299
122822	4	Invoice	CLEANING SERVICES FOR CITY HALL	12/28/2022	260.00	07/23	603-23-36-5480-299
Total 122822:					1,300.00		
Total MOORE CLEANING SERVICE, LLC (2902):					1,300.00		
NORTHWEST MATERIALS, INC. (709)							
4779	1	Invoice	SAND FOR ICE CONTROL	12/20/2022	587.30	07/23	204-23-30-5320-318
Total 4779:					587.30		
4781	1	Invoice	SAND FOR ICE CONTROL	12/21/2022	199.51	07/23	204-23-30-5320-318
Total 4781:					199.51		
Total NORTHWEST MATERIALS, INC. (709):					786.81		
PITNEY BOWES BANK INC RESERVE ACCT (758)							
1022100262	1	Invoice	POSTAGE MACHINE/QTRLY RENTAL	12/09/2022	14.04	07/23	100-24-14-5435-225
1022100262	2	Invoice	POSTAGE MACHINE/QTRLY RENTAL	12/09/2022	101.40	07/23	601-23-80-5931-225
1022100262	3	Invoice	POSTAGE MACHINE/QTRLY RENTAL	12/09/2022	31.20	07/23	602-23-80-5931-225
1022100262	4	Invoice	POSTAGE MACHINE/QTRLY RENTAL	12/09/2022	9.36	07/23	603-23-80-5931-225
Total 1022100262:					156.00		
1022182781	1	Invoice	FOLDER/INSERTER MNT AGMT	12/19/2022	64.89	07/23	100-24-14-5435-225
1022182781	2	Invoice	FOLDER/INSERTER MNT AGMT	12/19/2022	468.62	07/23	601-23-80-5931-225
1022182781	3	Invoice	FOLDER/INSERTER MNT AGMT	12/19/2022	144.19	07/23	602-23-80-5931-225
1022182781	4	Invoice	FOLDER/INSERTER MNT AGMT	12/19/2022	43.25	07/23	603-23-80-5931-225
Total 1022182781:					720.95		
122822	1	Invoice	PREPAID POSTAGE	12/28/2022	2,000.00	07/23	100-11210

Invoice	Seq	Type	Description	Invoice Date	Total Cost	Period	GL Account
Total 122822:					2,000.00		
Total PITNEY BOWES BANK INC RESERVE ACCT (758):					2,876.95		
RICOH USA, INC. (4831)							
106779147	1	Invoice	COPY MACHINE LEASE/COPY CHARGE	12/09/2022	159.94	07/23	100-21-21-5110-225
Total 106779147:					159.94		
Total RICOH USA, INC. (4831):					159.94		
RINKER MATERIALS (7641)							
26156351	1	Invoice	18 IN TRASH GUARD. 18x6 RCP-ACCIDENT 1	12/05/2022	1,572.50	07/23	204-23-30-5310-318
Total 26156351:					1,572.50		
Total RINKER MATERIALS (7641):					1,572.50		
ROJO, ORLANDO ROMERO (7640)							
122022	1	Invoice	CUSTOMER DEPOSIT REFUND	12/20/2022	149.58	07/23	601-21011
Total 122022:					149.58		
Total ROJO, ORLANDO ROMERO (7640):					149.58		
SCHAEFFER'S SPECIALIZED LUBRICANTS (7290)							
AKN3800-IN	1	Invoice	30 TUBE CASE / SYNFORCE GREEN GREAS	12/14/2022	250.21	07/23	204-23-30-5310-314
Total AKN3800-INV1:					250.21		
Total SCHAEFFER'S SPECIALIZED LUBRICANTS (7290):					250.21		
SKARSHAUG TESTING LAB, INC. (878)							
265010	1	Invoice	TEST, INSPECT & CLEAN RUBBER & FIBERG	12/20/2022	959.18	07/23	601-23-52-5935-227
Total 265010:					959.18		
Total SKARSHAUG TESTING LAB, INC. (878):					959.18		
STAR EQUIPMENT, LTD (2002)							
PA22121608	1	Invoice	WALK BEHIND CONCRETE SAW	12/16/2022	12,523.20	07/23	100-41-30-5310-515
PA22121608	2	Invoice	WALK BEHIND CONCRETE SAW	12/16/2022	3,811.41	07/23	602-41-62-5935-515
PA22121608	3	Invoice	WALK BEHIND CONCRETE SAW	12/16/2022	1,814.96	07/23	603-41-71-5935-515
Total PA2212160823:					18,149.57		
Total STAR EQUIPMENT, LTD (2002):					18,149.57		
STORM FLYING SERVICE, INC. (911)							
122722	1	Invoice	AIRPORT MANAGER FEE - JANUARY 2023	12/27/2022	4,006.67	07/23	205-23-45-5372-299
Total 122722:					4,006.67		
Total STORM FLYING SERVICE, INC. (911):					4,006.67		
THE IOWA OUTDOORS STORE, LLC (7104)							
5525/1	1	Invoice	CLUTCH FOR TRIMMER/OIL	12/07/2022	29.09	07/23	100-23-42-5371-314

Invoice	Seq	Type	Description	Invoice Date	Total Cost	Period	GL Account
5525/1	2	Invoice	CLUTCH FOR TRIMMER/OIL	12/07/2022	127.50	07/23	100-23-42-5371-315
5525/1	3	Invoice	CLUTCH FOR TRIMMER/OIL	12/07/2022	127.49	07/23	100-22-42-5210-315
Total 5525/1:					284.08		
Total THE IOWA OUTDOORS STORE, LLC (7104):					284.08		
THE MESSENGER (1247)							
000419	1	Invoice	ADV/WATER DEPT	11/30/2022	556.00	07/23	602-23-61-5651-210
Total 000419:					556.00		
Total THE MESSENGER (1247):					556.00		
TMI SERVICES, INC. (954)							
14125	1	Invoice	PORTABLE TOILET RENTAL - Xmas IN THE P	12/09/2022	199.00	07/23	100-22-42-5210-225
Total 14125:					199.00		
Total TMI SERVICES, INC. (954):					199.00		
TONY'S TIRE SERVICE (958)							
177623	1	Invoice	1575 JOHN DEERE MOWER	12/13/2022	156.98	07/23	100-22-42-5210-314
Total 177623:					156.98		
Total TONY'S TIRE SERVICE (958):					156.98		
TRUCK EQUIPMENT, INC. (1630)							
85596	1	Invoice	STROBE LIGHTS/MINI BAR STROBE/SHOVE	12/07/2022	1,604.00	07/23	100-41-30-5310-510
85596	2	Invoice	STROBE LIGHTS/MINI BAR STROBE/SHOVE	12/07/2022	1,604.00	07/23	602-41-62-5935-510
85596	3	Invoice	STROBE LIGHTS/MINI BAR STROBE/SHOVE	12/07/2022	1,604.00	07/23	603-41-71-5935-510
Total 85596:					4,812.00		
Total TRUCK EQUIPMENT, INC. (1630):					4,812.00		
US CELLULAR (986)							
0549426290	1	Invoice	STREET WATERFILL STATION	12/10/2022	15.72	07/23	602-23-62-5662-230
0549426290	2	Invoice	OD POOL PHONE SVC	12/10/2022	19.52	07/23	100-22-42-5242-230
Total 0549426290:					35.24		
Total US CELLULAR (986):					35.24		
VALUTECH PEST CONTROL (6822)							
2955	1	Invoice	PEST CONTROL/SENIOR CENTER	12/19/2022	35.00	07/23	100-22-42-5280-299
Total 2955:					35.00		
2956	1	Invoice	PEST CONTROL/FULLER HALL	12/19/2022	32.00	07/23	100-22-42-5233-299
Total 2956:					32.00		
2957	1	Invoice	PEST CONTROL/CITY HALL	12/19/2022	10.50	07/23	100-24-36-5480-299
2957	2	Invoice	PEST CONTROL/CITY HALL	12/19/2022	7.50	07/23	601-23-36-5480-299
2957	3	Invoice	PEST CONTROL/CITY HALL	12/19/2022	6.00	07/23	602-23-36-5480-299
2957	4	Invoice	PEST CONTROL/CITY HALL	12/19/2022	6.00	07/23	603-23-36-5480-299

Invoice	Seq	Type	Description	Invoice Date	Total Cost	Period	GL Account
Total 2957:					30.00		
Total VALUTECH PEST CONTROL (6822):					97.00		
VERIZON WIRELESS (3812)							
9922648452	1	Invoice	GPS UNIT PHONE	12/10/2022	40.01	07/23	100-23-31-5420-230
9922648452	2	Invoice	GPS UNIT PHONE	12/10/2022	40.01	07/23	601-23-31-5420-230
9922648452	3	Invoice	GPS UNIT PHONE	12/10/2022	40.01	07/23	602-23-31-5420-230
9922648452	4	Invoice	GPS UNIT PHONE	12/10/2022	40.01	07/23	603-23-31-5420-230
Total 9922648452:					160.04		
Total VERIZON WIRELESS (3812):					160.04		
VERMEER IOWA & N. MISSOURI (6073)							
00205931	1	Invoice	12-SCREWS, 4-HEAVY COILED SP-BORING	12/20/2022	48.16	07/23	601-23-52-5935-314
Total 00205931:					48.16		
Total VERMEER IOWA & N. MISSOURI (6073):					48.16		
WEBSTER CITY TRUE VALUE (2155)							
166048	1	Invoice	BOLTS & FASTENERS	12/16/2022	2.19	07/23	601-23-52-5588-318
Total 166048:					2.19		
166154	1	Invoice	5G PRIMER, PAIL LINER, COVER, TRAY LINE	12/21/2022	152.72	07/23	100-23-42-5371-318
Total 166154:					152.72		
166235	1	Invoice	TORCH PRO CYLINDER	12/27/2022	7.00	07/23	601-23-80-5905-318
166235	2	Invoice	TORCH PRO CYLINDER	12/27/2022	6.99	07/23	602-23-80-5903-318
Total 166235:					13.99		
Total WEBSTER CITY TRUE VALUE (2155):					168.90		
WETZLER, KEN (1043)							
111722	1	Invoice	ENERGY EFFICIENCY REBATE	11/17/2022	75.00	07/23	601-23-36-5930-979
Total 111722:					75.00		
Total WETZLER, KEN (1043):					75.00		
WILLIAMS & COMPANY P.C. (3390)							
173508	1	Invoice	FY22 AFR	11/30/2022	292.50	07/23	100-24-14-5435-212
173508	2	Invoice	FY22 AFR	11/30/2022	2,112.50	07/23	601-23-80-5923-212
173508	3	Invoice	FY22 AFR	11/30/2022	650.00	07/23	602-23-80-5923-212
173508	4	Invoice	FY22 AFR	11/30/2022	195.00	07/23	603-23-80-5923-212
173508	5	Invoice	FY22 AUDIT	11/30/2022	900.00	07/23	100-24-14-5435-212
173508	6	Invoice	FY22 AUDIT	11/30/2022	6,500.00	07/23	601-23-80-5923-212
173508	7	Invoice	FY22 AUDIT	11/30/2022	2,000.00	07/23	602-23-80-5923-212
173508	8	Invoice	FY22 AUDIT	11/30/2022	600.00	07/23	603-23-80-5923-212
173508	9	Invoice	GASB 87 & 96	11/30/2022	360.00	07/23	100-24-14-5435-212
173508	10	Invoice	GASB 87 & 96	11/30/2022	2,600.00	07/23	601-23-80-5923-212
173508	11	Invoice	GASB 87 & 96	11/30/2022	800.00	07/23	602-23-80-5923-212
173508	12	Invoice	GASB 87 & 96	11/30/2022	240.00	07/23	603-23-80-5923-212

Invoice	Seq	Type	Description	Invoice Date	Total Cost	Period	GL Account
Total 173508:					17,250.00		
Total WILLIAMS & COMPANY P.C. (3390):					17,250.00		
ZIEGLER, INC. (1071)							
IN000811721	1	Invoice	KIT-BRTHR, ELEMENT, FILTER, LUBE	12/16/2022	755.67	07/23	204-23-30-5310-227
Total IN000811721:					755.67		
Total ZIEGLER, INC. (1071):					755.67		
Total 01/03/2023:					377,988.24		
Grand Totals:					2,387,626.34		

Report GL Period Summary

GL Period	Amount
06/23	2,009,638.10
07/23	377,988.24
Grand Totals:	2,387,626.34

Vendor number hash: 363077
Vendor number hash - split: 892634
Total number of invoices: 105
Total number of transactions: 243

Terms Description	Invoice Amount	Net Invoice Amount
Open Terms	2,387,626.34	2,387,626.34
Grand Totals:	2,387,626.34	2,387,626.34

FUND LIST TOTALS FOR BILLS January 3, 2023

<u>Account</u>	<u>Fund</u>	<u>Total Amount</u>
100	General	312,934.83
204	Road Use Tax Funds	38,703.13
205	Airport Fund	4,006.67
214	K9 Trust Fund	54.99
500	Capital Impr Reserve	750,000.00
501	Investments	1,000,000.00
537	East Twin Improvements	9,638.10
601	Electric Utility	87,417.93
602	Water Utility	25,596.80
603	Sewer Fund	36,664.08
902	Medical/Flex	122,609.81
	Grand Total	\$ 2,387,626.34

Webster City															
July 2022 Financial Report															
As of July 31, 2022															
Fund Code		Fund Name	Beginning Cash Balance	Beginning Investment Balance	Monthly Revenues	Investments Cashed	Transfers	Monthly Expenditures	Investments Purchased	Ending Cash Balance Before Adjustments	Cash Proof	Balance Sheet Adjustments	Ending Cash Balance	Ending Investment Balance	Treasurer's Ending Balance
General Fund															
100	100	General	2,424,915.67	-	29,802.43	-	-	330,317.96	-	2,124,400.14	3,825,279.02	266,993.13	2,391,393.27	-	2,391,393.27
	100A	Govern. Equip. Replacement	352,742.85	-	226.90	-	-	47,949.50	-	305,020.25		-	305,020.25	-	305,020.25
	100B	Govern Economic Development	1,091,732.64	-	702.25	-	-	(9,945.24)	-	1,102,380.13		-	1,102,380.13	-	1,102,380.13
	100C	Parks, Rec Public Grounds Improvements	26,485.37	-	-	-	-	-	-	26,485.37		-	26,485.37	-	26,485.37
		Subtotal-General Fund	3,895,876.53	-	30,731.58	-	-	368,322.22	-	3,558,285.89	3,825,279.02	266,993.13	3,825,279.02	-	3,825,279.02
Special Revenue Funds															
200	200	FICA - IPERS	79,800.54	-	-	-	-	21,073.22	-	58,727.32	75,520.90	16,793.58	75,520.90	-	75,520.90
201	201	Workers compensation	155,560.21	-	3,910.75	-	-	-	-	159,470.96	152,545.05	(6,925.91)	152,545.05	-	152,545.05
202	202	Medical/Flex Insurance	115,564.35	-	(3,805.57)	-	-	55,162.13	-	56,596.65	31,799.93	(24,796.72)	31,799.93	-	31,799.93
203	203	Unemployment Compensation	(4,616.38)	-	(0.41)	-	-	-	-	(4,616.79)	(4,594.35)	22.44	(4,594.35)	-	(4,594.35)
204	204	Road Use Tax	1,397,640.94	-	(7,761.75)	-	-	33,475.39	-	1,356,403.80	1,376,418.73	20,014.93	1,376,418.73	-	1,376,418.73
205	205	Airport Commission	645,755.19	-	(68,283.15)	-	-	647.59	-	576,824.45	638,500.20	61,675.75	638,500.20	-	638,500.20
208	208	Hotel/Motel Sales Tax	299,751.03	-	(42,632.20)	-	-	-	-	257,118.83	299,943.84	42,825.01	299,943.84	-	299,943.84
209	209	Emergency Levy Fund	-	-	-	-	-	-	-	-	2,069.96	2,069.96	-	-	2,069.96
210	210	Police/Fire Retirement Trust Fund	52,635.65	-	33.86	-	-	21,088.08	-	31,581.43	30,178.25	(1,403.18)	30,178.25	-	30,178.25
211	211	DARE Trust	117.79	-	-	-	-	-	-	117.79	117.79	-	117.79	-	117.79
212	212	Seized Property Trust	-	-	-	-	-	-	-	-	-	-	-	-	-
214	214	K9 Trust	350.08	-	875.95	-	-	1,720.20	-	(494.17)	1,134.05	1,628.22	1,134.05	-	1,134.05
216	216	Police Reserve Officers Fund	3,558.70	-	2.29	-	-	-	-	3,560.99	3,560.99	-	3,560.99	-	3,560.99
217	217	Wilson Brewer Park/Depot Foundation	1,903.60	-	-	-	-	-	-	1,903.60	1,846.85	(56.75)	1,846.85	-	1,846.85
218	218	Webster City Pride Committee	4,251.69	-	-	-	-	-	-	4,251.69	4,251.69	-	4,251.69	-	4,251.69
219	219	Kendall Young Scout Lodge	2,786.84	-	1.79	-	-	-	-	2,788.63	2,788.63	-	2,788.63	-	2,788.63
220	220	Economic Development Revolving	42,460.88	-	-	-	-	-	-	42,460.88	42,460.88	-	42,460.88	-	42,460.88
228	228	Low/Moderate Income Revolving	532,020.80	-	409.83	-	-	-	-	532,430.63	533,116.26	685.63	533,116.26	-	533,116.26
229	229	WC Commercial Rehab Rev Loan Program	143,096.95	-	108.09	-	-	-	-	143,205.04	143,189.00	(16.04)	143,189.00	-	143,189.00
231	231	CDBG Housing Rehab	16.90	-	-	-	-	-	-	16.90	16.90	-	16.90	-	16.90
232	232	B.L.U.E.	4,718.65	-	3.04	-	-	-	-	4,721.69	4,721.69	-	4,721.69	-	4,721.69
240	240	USDA Revolving Loan Fund	224,105.36	-	94.40	-	-	-	-	224,199.76	227,199.76	3,000.00	227,199.76	-	227,199.76
250	250	TIF - Riverview	3,136.50	-	-	-	-	-	-	3,136.50	3,415.26	278.76	3,415.26	-	3,415.26
251	251	TIF - HyVee	3,757.09	-	2.42	-	-	-	-	3,759.51	3,759.51	-	3,759.51	-	3,759.51
255	255	TIF - Brewer Creek Estates	734.44	-	11.52	-	-	-	-	745.96	745.96	-	745.96	-	745.96
260	260	SSMID	20,239.20	-	-	-	-	(1,500.00)	-	21,739.20	18,781.07	(2,958.13)	18,781.07	-	18,781.07
265	265	TIF - Struchen	-	-	-	-	-	-	-	-	-	-	-	-	-
268	268	TIF - SE Development Park Project	(20,998.39)	-	-	-	-	-	-	(20,998.39)	(20,998.39)	-	(20,998.39)	-	(20,998.39)
272	272	TIF - Mitchell Machine	84.63	-	-	-	-	-	-	84.63	84.63	-	84.63	-	84.63
281	281	TIF - Gourley Subdivision	-	-	-	-	-	-	-	-	-	-	-	-	-
282	282	TIF - SW Watermain Improvement	1.96	-	-	-	-	-	-	1.96	1.96	-	1.96	-	1.96
283	283	TIF - Town & Country (FSB)	15,156.36	-	-	-	-	-	-	15,156.36	15,156.36	-	15,156.36	-	15,156.36
284	284	TIF - Fareway Stores	7,952.24	-	-	-	-	-	-	7,952.24	7,952.24	-	7,952.24	-	7,952.24
285	285	TIF - First State Bank	14,267.36	-	-	-	-	-	-	14,267.36	14,267.36	-	14,267.36	-	14,267.36
286	286	TIF - Infinity Services LLC	50,734.94	-	-	-	-	-	-	50,734.94	50,734.94	-	50,734.94	-	50,734.94
287	287	TIF - Webster City Federal	18,188.31	-	-	-	-	-	-	18,188.31	18,188.31	-	18,188.31	-	18,188.31
288	288	TIF - Van Diest Medical Center	(2,500.00)	-	-	-	-	-	-	(2,500.00)	(2,500.00)	-	(2,500.00)	-	(2,500.00)
289	289	TIF - 2013 Medical Complex URA-KTJ (Shopko)	55,881.06	-	-	-	-	-	-	55,881.06	55,881.06	-	55,881.06	-	55,881.06
290	290	TIF - 3DK Enterprises	13,268.43	-	-	-	-	-	-	13,268.43	13,268.43	-	13,268.43	-	13,268.43
291	291	TIF - 2016 Industrial - WC Custom Meats	(896.55)	-	-	-	-	-	-	(896.55)	(896.55)	-	(896.55)	-	(896.55)
292	292	TIF - Mary Ann's	-	-	-	-	-	-	-	-	-	-	-	-	-
293	293	TIF - Tasler's	(1,500.00)	-	-	-	-	-	-	(1,500.00)	(1,500.00)	-	(1,500.00)	-	(1,500.00)
294	294	TIF - Ridge Development	7,577.85	-	-	-	-	-	-	7,577.85	7,577.85	-	7,577.85	-	7,577.85
295	295	TIF - Gary & Brenda Fox	2,303.62	-	-	-	-	-	-	2,303.62	2,303.62	-	2,303.62	-	2,303.62
296	296	TIF - Kenyon Hill Ridge	31,242.14	-	-	-	-	-	-	31,242.14	31,242.14	-	31,242.14	-	31,242.14
		Subtotal - Special Revenue Funds	3,920,110.96	-	(117,029.14)	-	-	131,666.61	-	3,671,415.21	3,784,252.76	112,837.55	3,784,252.76	-	3,784,252.76
Debt Service Fund															
300	300	Debt Service	235,753.87	-	151.65	-	-	9,154.30	-	226,751.22	244,075.75	17,324.53	244,075.75	-	244,075.75
		Subtotal - Debt Service Fund	235,753.87	-	151.65	-	-	9,154.30	-	226,751.22	244,075.75	17,324.53	244,075.75	-	244,075.75
Fiduciary & Agency Funds															
400	400	Joe E. Barr Trust	1,599.05	-	-	-	-	-	-	1,599.05	1,599.05	-	1,599.05	-	1,599.05
401	401	Edgar Foster Trust	1,885.10	-	-	-	-	-	-	1,885.10	1,885.10	-	1,885.10	-	1,885.10
402	402	Calvary Cemetery Trust	5,112.28	-	-	-	-	-	-	5,112.28	5,112.28	-	5,112.28	-	5,112.28
403	403	Zella Silvers Trust	2,906.67	-	-	-	-	-	-	2,906.67	2,906.67	-	2,906.67	-	2,906.67
411	411	Mulberry Church	22,068.78	-	182.20	-	-	-	-	22,250.98	16,207.78	(6,043.20)	16,207.78	-	16,207.78
412	412	Youth Advisory	160.00	-	-	-	-	-	-	160.00	160.00	-	160.00	-	160.00
430	430	RAGBRAI	5,158.40	-	-	-	-	-	-	5,158.40	5,158.40	-	5,158.40	-	5,158.40
		Subtotal - Fiduciary & Agency Funds	38,890.28	-	182.20	-	-	-	-	39,072.48	33,029.28	(6,043.20)	33,029.28	-	33,029.28





Webster City
July 2022 Financial Report
As of July 31, 2022

Fund Code		Fund Name	Beginning Cash Balance	Beginning Investment Balance	Monthly Revenues	Investments Cashed	Transfers	Monthly Expenditures	Investments Purchased	Ending Cash Balance Before Adjustments	Cash Proof	Balance Sheet Adjustments	Ending Cash Balance	Ending Investment Balance	Treasurer's Ending Balance
Permanent Fund															
404	404	Perpetual Care Trust (Non-exp.)	455,858.93	-	478.80	-	-	-	-	456,337.73	456,337.73	-	456,337.73	-	456,337.73
		Subtotal - Permanent Fund	455,858.93	-	478.80	-	-	-	-	456,337.73	456,337.73	-	456,337.73	-	456,337.73
Capital Project Funds															
500	500	Capital Improvement Reserve	2,850,319.82	-	3,002.19	-	-	-	-	2,853,322.01	2,934,238.96	80,916.95	2,934,238.96	-	2,934,238.96
501	501	American Rescue Plan	573,495.26	-	-	-	-	-	-	573,495.26	573,495.26	-	573,495.26	-	573,495.26
502	502	Brewer Creek Estates	153.91	-	25.83	-	-	-	-	179.74	179.74	-	179.74	-	179.74
503	503	Boone River Trail	-	-	-	-	-	-	-	-	-	-	-	-	-
504	504	Second Street Reconstruction	(515,523.69)	-	-	-	-	-	-	(515,523.69)	(515,523.69)	-	(515,523.69)	-	(515,523.69)
506	506	Sidewalk Improvement Fund	46,479.75	-	29.90	-	-	-	-	46,509.65	46,509.65	-	46,509.65	-	46,509.65
525	525	Annual Street Maintenance	538,137.36	-	-	-	-	174,813.77	-	363,323.59	481,473.72	118,150.13	481,473.72	-	481,473.72
527	527	Public Railroad Crossings	149.30	-	-	-	-	-	-	149.30	149.30	-	149.30	-	149.30
528	528	Bridge Improvements	42,733.86	-	-	-	-	-	-	42,733.86	42,733.86	-	42,733.86	-	42,733.86
531	531	E Second St Sidewalk/Street Improvements	-	-	-	-	-	-	-	-	-	-	-	-	-
532	532	James Street (Old Hwy 20) Project	-	-	-	-	-	-	-	-	-	-	-	-	-
533	533	Superior Street Sidewalk	-	-	-	-	-	-	-	-	-	-	-	-	-
534	534	Wilson-Brewer Park Improvement Project	(177,443.43)	-	-	-	-	-	-	(177,443.43)	-	177,443.43	-	-	-
535	535	W Twin Park Shelter Project	-	-	-	-	-	-	-	-	-	-	-	-	-
536	536	2020 2nd Street Reconstruction	2,256,702.28	-	-	-	-	316.13	-	2,256,386.15	2,005,637.44	(250,748.71)	2,005,637.44	-	2,005,637.44
537	537	E Twin Improvements	-	-	-	-	-	-	-	-	-	-	-	-	-
		Subtotal - Capital Project Funds	5,615,204.42	-	3,057.92	-	-	175,129.90	-	5,443,132.44	5,568,894.24	125,761.80	5,568,894.24	-	5,568,894.24
Enterprise Funds															
601	601	Electric Utility	1,066,753.41	-	1,153,222.70	-	-	176,981.47	-	2,042,994.64	6,909,327.84	(1,231,151.84)	811,842.80	-	811,842.80
	601D	Electric Improvement Reserve	3,823,629.49	-	-	-	-	-	-	3,823,629.49	-	-	3,823,629.49	-	3,823,629.49
	601E	Project Share Donations	14,629.53	-	92.00	-	-	-	-	14,721.53	-	-	14,721.53	-	14,721.53
	601F	Green City Energy Donations	2,833.00	-	10.00	-	-	-	-	2,843.00	-	-	2,843.00	-	2,843.00
	601G	Green City Energy Donations - Pleasant	510.00	-	-	-	-	-	-	510.00	-	-	510.00	-	510.00
	601M	Electric Equipment Replacement	631,902.37	-	406.47	-	-	699.79	-	631,609.05	-	-	631,609.05	-	631,609.05
	601N	Customer Deposit Trust	414,378.29	-	(55.00)	-	-	-	-	414,323.29	-	-	414,323.29	-	414,323.29
	601P	Electric Economic Development	1,209,070.96	-	777.72	-	-	-	-	1,209,848.68	-	-	1,209,848.68	-	1,209,848.68
	601Q	USDA Elect Revenue Loan	-	-	-	-	-	-	-	-	-	-	-	-	-
		Subtotal - Electric Utility Fund	7,163,707.05	-	1,154,453.89	-	-	177,681.26	-	8,140,479.68	6,909,327.84	(1,231,151.84)	6,909,327.84	-	6,909,327.84
602	602	Water Utility	519,795.89	-	203,873.20	-	-	161,102.77	-	562,566.32	2,748,503.20	(35,822.87)	526,743.45	-	526,743.45
	602A	Water Plant Improvements	54,811.94	-	-	-	-	-	-	54,811.94	-	-	54,811.94	-	54,811.94
	602B	Water Bond Sinking	(255,920.75)	-	-	-	-	-	-	(255,920.75)	-	-	(255,920.75)	-	(255,920.75)
	602D	Water Improvement Reserve	2,065,914.54	-	-	-	-	-	-	2,065,914.54	-	-	2,065,914.54	-	2,065,914.54
	602E	Water Equipment Replacement	356,753.63	-	200.39	-	-	-	-	356,954.02	-	-	356,954.02	-	356,954.02
		Subtotal - Water Utility Fund	2,741,355.25	-	204,073.59	-	-	161,102.77	-	2,784,326.07	2,748,503.20	(35,822.87)	2,748,503.20	-	2,748,503.20
603	603	Sewer Utility	2,697,627.06	-	238,312.31	-	-	99,144.68	-	2,836,794.69	3,855,203.83	(57,272.56)	2,779,522.13	-	2,779,522.13
	603A	Sewer Bond Sinking	(3,414.98)	-	-	-	-	-	-	(3,414.98)	-	-	(3,414.98)	-	(3,414.98)
	603B	Sewer Bond Reserve	162,453.30	-	-	-	-	-	-	162,453.30	-	-	162,453.30	-	162,453.30
	603D	Sewer Improvement Reserve	585,022.24	-	-	-	-	-	-	585,022.24	-	-	585,022.24	-	585,022.24
	603E	Interceptor Sewer Trust	126,447.46	-	81.34	-	-	-	-	126,528.80	-	-	126,528.80	-	126,528.80
	603F	Sewer Equipment Replacement	204,982.91	-	109.43	-	-	-	-	205,092.34	-	-	205,092.34	-	205,092.34
		Subtotal - Sewer Utility Fund	3,773,117.99	-	238,503.08	-	-	99,144.68	-	3,912,476.39	3,855,203.83	(57,272.56)	3,855,203.83	-	3,855,203.83
		Subtotal - Enterprise Funds	13,678,180.29	-	1,597,030.56	-	-	437,928.71	-	14,837,282.14	13,513,034.87		13,513,034.87	-	13,513,034.87
Internal Service Funds															
902	902	Medical/Flex Trust	(49,781.74)	-	5,855.36	-	-	-	-	(43,926.38)	3,454.91	47,381.29	3,454.91	-	3,454.91
		Subtotal - Internal Service Funds	(49,781.74)	-	5,855.36	-	-	-	-	(43,926.38)	3,454.91	47,381.29	3,454.91	-	3,454.91
		Total	27,790,093.54	-	1,520,458.93	-	-	1,122,201.74	-	28,188,350.73			27,428,358.56	-	27,428,358.56
								Less Petty Cash & Cash Reg. Change					(1,000.00)		
								Computer Cash Balance					27,427,358.56		

RETURN SERVICE REQUESTED

CITY OF WEBSTER CITY
400 SECOND ST
PO BOX 217
WEBSTER CITY IA 50595-0217

Managing Your Accounts

	Customer Service (515)832-1133
	Telephone Banking (800)260-8419
	Mailing Address 635 1st Street Webster City, IA 50595
	Online Banking www.availa.bank

Summary of Accounts

Account Type	Account Number	Ending Balance
PUBLIC FUNDS CHECKING	7021673	\$500,212.33

PUBLIC FUNDS CHECKING-7021673

Account Summary

Date	Description	Amount
07/01/2022	Beginning Balance	\$500,205.48
	104 Credit(s) This Period	\$4,656,305.79
	313 Debit(s) This Period	\$4,656,298.94
07/31/2022	Ending Balance	\$500,212.33

Interest Summary

Description	Amount
Annual Percentage Yield Earned	0.50%
Interest Days	31
Interest Earned Not Paid	\$0.00
Interest Paid This Period	\$212.33
Interest Paid Year-to-Date	\$1,453.10
Minimum Balance	\$500,000.00

Deposits

Date	Description	Amount
07/01/2022	Deposit	\$34,330.95
07/05/2022	Deposit	\$49,504.96
07/06/2022	Deposit	\$71,822.28
07/07/2022	Deposit	\$93,356.60
07/07/2022	Transfer Deposit From DDA XXXXXX1682	\$119,635.93
07/08/2022	Deposit	\$49,255.21
07/11/2022	Deposit	\$176,729.96
07/11/2022	Transfer Deposit From DDA XXXXXX1682	\$84,360.78
07/12/2022	Deposit	\$86,218.29
07/13/2022	Deposit	\$19,140.53
07/14/2022	Deposit	\$86,235.64
07/15/2022	Deposit	\$10,163.90
07/18/2022	Deposit	\$27,342.64
07/19/2022	Deposit	\$226,416.45
07/20/2022	Deposit	\$162.88
07/20/2022	Deposit	\$250.00
07/20/2022	Deposit	\$21,769.09
07/21/2022	Deposit	\$27,700.38
07/21/2022	Transfer Deposit From DDA XXXXXX1682	\$125,841.39
07/22/2022	Deposit	\$22,141.91
07/22/2022	Deposit	\$285.00

Operations Center

5409 NW 88th St. Ste 200, Johnston, IA 50131

PUBLIC FUNDS CHECKING-7021673 (continued)
Deposits (continued)

Date	Description	Amount
07/22/2022	Transfer Deposit From DDA XXXXXX1682	\$840,966.49
07/25/2022	Deposit	\$28,048.54
07/25/2022	Transfer Deposit From DDA XXXXXX1682	\$356,810.06
07/26/2022	Deposit	\$36,522.15
07/26/2022	Deposit	\$298.27
07/26/2022	Dep Item Rtn ACH Webster City PAYROLL Schanz, Alec M.	\$552.83
07/26/2022	Transfer Deposit From DDA XXXXXX1682	\$73,664.18
07/27/2022	Deposit	\$11,921.82
07/27/2022	Transfer Deposit From DDA XXXXXX1682	\$30,596.98
07/29/2022	Deposit	\$25,319.32
07/29/2022	Deposit	\$19,625.10
07/31/2022	Accr Earning Pymt Added to Account	\$212.33

Electronic Credits

Date	Description	Amount
07/01/2022	ACH Deposit CITY OF WEBSTER LMI Loan CHECKING * * * 1673	\$144.03
07/01/2022	ACH Deposit PAYMENTECH DEPOSIT CITY OF WEBSTER CITY	\$1,917.34
07/05/2022	ACH Deposit FCSAMERICA FCSA AFCSA EXP CITY OF WEBSTER CI	\$1,184.09
07/05/2022	ACH Deposit Grange Deposit City of Webster City	\$8,463.12
07/05/2022	ACH Deposit PAYMENTECH DEPOSIT CITY OF WEBSTER CITY	\$3,906.90
07/05/2022	ACH Deposit PAYMENTECH DEPOSIT CITY OF WEBSTER CITY	\$640.16
07/05/2022	ACH Deposit PAYMENTECH DEPOSIT CITY OF WEBSTER CITY	\$3,521.41
07/05/2022	ACH Deposit PAYMENTECH DEPOSIT CITY OF WEBSTER CITY	\$568.70
07/05/2022	ACH Deposit WEBSTER CITY CREDITS Webster City	\$1,144,971.76
07/06/2022	ACH Deposit CAPTURIS BILL PAY CITY OF WEBSTER	\$650.75
07/06/2022	ACH Deposit GRAND TRUNK WEST PAYMENT CITY OF WEBSTER CIT	\$639.19
07/06/2022	ACH Deposit PAYMENTECH DEPOSIT CITY OF WEBSTER CITY	\$536.26
07/06/2022	ACH Deposit THRIFTY WHITE DIRECT PAY City Of Webster Cit	\$653.74
07/07/2022	ACH Deposit Kwik Trip, Inc. EDI PYMNTS WEBSTER CITY	\$9,571.33
07/07/2022	ACH Deposit PAYMENTECH DEPOSIT Webster Service Fee	\$3.96
07/07/2022	ACH Deposit PAYMENTECH DEPOSIT Webster City Govt	\$144.00
07/07/2022	ACH Deposit PAYMENTECH DEPOSIT CITY OF WEBSTER CITY	\$3,803.44
07/08/2022	ACH Deposit Corn Belt Power AP CITY OF WEBSTER CITY	\$2,356.68

Operations Center

5409 NW 88th St. Ste 200, Johnston, IA 50131

PUBLIC FUNDS CHECKING-7021673 (continued)
Electronic Credits (continued)

Date	Description	Amount
07/08/2022	ACH Deposit FIRST STATE BANK CASH TRANS CITY OF WEBSTER	\$20.83
07/08/2022	ACH Deposit PAYMENTECH DEPOSIT CITY OF WEBSTER CITY	\$4,415.87
07/08/2022	ACH Deposit THE HANOR CO WI PAYABLES CITY OF WEBSTER CIT	\$705.27
07/11/2022	ACH Deposit PAYMENTECH DEPOSIT Webster City Govt	\$5.20
07/11/2022	ACH Deposit PAYMENTECH DEPOSIT CITY OF WEBSTER CITY	\$3,210.28
07/11/2022	ACH Deposit Webster City UTILITY CITY OF WEBSTER CITY U	\$122,832.43
07/12/2022	ACH Deposit PAYMENTECH DEPOSIT CITY OF WEBSTER CITY	\$7,446.08
07/12/2022	ACH Deposit PAYMENTECH DEPOSIT CITY OF WEBSTER CITY	\$1,488.98
07/12/2022	ACH Deposit PAYMENTECH DEPOSIT CITY OF WEBSTER CITY	\$2,048.06
07/12/2022	ACH Deposit ST OF IA-E.F.T. E.F.T. WEBSTER CITY CITY OF	\$475.00
07/12/2022	ACH Deposit ST OF IA-E.F.T. E.F.T. WEBSTER CITY CITY OF	\$95.51
07/12/2022	ACH Deposit ST OF IA-E.F.T. E.F.T. WEBSTER CITY CITY OF	\$95.70
07/13/2022	ACH Deposit PAYMENTECH DEPOSIT CITY OF WEBSTER CITY	\$10,178.74
07/13/2022	ACH Deposit PAYMENTECH DEPOSIT Webster Service Fee	\$1.51
07/13/2022	ACH Deposit PAYMENTECH DEPOSIT Webster City Govt	\$170.00
07/14/2022	ACH Deposit PAYMENTECH DEPOSIT CITY OF WEBSTER CITY	\$3,015.85
07/15/2022	ACH Deposit CAPTURIS BILL PAY CITY OF WEBSTER	\$13,586.38
07/15/2022	ACH Deposit Corn Belt Power AP CITY OF WEBSTER CITY	\$1,889.65
07/15/2022	ACH Deposit HAMILTON COUNTY Treas Ord Webster City Corp.	\$125,019.94
07/15/2022	ACH Deposit MARY ANNS SPECIA WC USDA CITY OF WEBSTER CIT	\$8,403.36
07/15/2022	ACH Deposit PAYMENTECH DEPOSIT CITY OF WEBSTER CITY	\$1,018.39
07/15/2022	ACH Deposit PAYMENTECH DEPOSIT Webster City Govt	\$56.70
07/15/2022	ACH Deposit PAYMENTECH DEPOSIT Webster Service Fee	\$0.55
07/18/2022	ACH Deposit PAYMENTECH DEPOSIT CITY OF WEBSTER CITY	\$2,137.59
07/19/2022	ACH Deposit MEMBERS TRUST CO DEPOSIT CITY OF WEBSTER CIT	\$9,154.30
07/19/2022	ACH Deposit PAYMENTECH DEPOSIT CITY OF WEBSTER CITY	\$4,010.32
07/19/2022	ACH Deposit PAYMENTECH DEPOSIT Webster City Govt	\$31.50
07/19/2022	ACH Deposit PAYMENTECH DEPOSIT CITY OF WEBSTER CITY	\$661.04
07/19/2022	ACH Deposit PAYMENTECH DEPOSIT CITY OF WEBSTER CITY	\$2,471.22

Operations Center

5409 NW 88th St. Ste 200, Johnston, IA 50131

PUBLIC FUNDS CHECKING-7021673 (continued)
Electronic Credits (continued)

Date	Description	Amount
07/19/2022	ACH Deposit ST OF IA-E.F.T. E.F.T. WEBSTER CITY CITY OF	\$82,801.49
07/20/2022	ACH Deposit Corn Belt Power AP CITY OF WEBSTER CITY	\$90,256.13
07/20/2022	ACH Deposit PAYMENTECH DEPOSIT CITY OF WEBSTER CITY	\$3,186.61
07/20/2022	ACH Deposit Webster City UTILITY CITY OF WEBSTER CITY U	\$62,167.70
07/21/2022	ACH Deposit PAYMENTECH DEPOSIT CITY OF WEBSTER CITY	\$3,572.55
07/22/2022	ACH Deposit FAREWAY STORES ACH CITY OF WEBSTER CITY U	\$10,302.79
07/22/2022	ACH Deposit PAYMENTECH DEPOSIT Webster City Govt	\$55.00
07/22/2022	ACH Deposit PAYMENTECH DEPOSIT CITY OF WEBSTER CITY	\$6,704.91
07/22/2022	ACH Deposit PAYMENTECH DEPOSIT Webster Service Fee	\$1.51
07/25/2022	ACH Deposit Corn Belt Power AP CITY OF WEBSTER CITY	\$645.52
07/25/2022	ACH Deposit GRAND TRUNK WEST PAYMENT CITY OF WEBSTER CIT	\$801.34
07/25/2022	ACH Deposit PAYMENTECH DEPOSIT Webster Service Fee	\$1.79
07/25/2022	ACH Deposit PAYMENTECH DEPOSIT CITY OF WEBSTER CITY	\$1,762.02
07/25/2022	ACH Deposit PAYMENTECH DEPOSIT Webster City Govt	\$70.20
07/26/2022	ACH Deposit PAYMENTECH DEPOSIT CITY OF WEBSTER CITY	\$4,087.95
07/26/2022	ACH Deposit PAYMENTECH DEPOSIT CITY OF WEBSTER CITY	\$844.59
07/26/2022	ACH Deposit PAYMENTECH DEPOSIT CITY OF WEBSTER CITY	\$1,016.01
07/27/2022	ACH Deposit PAYMENTECH DEPOSIT CITY OF WEBSTER CITY	\$3,774.44
07/28/2022	ACH Deposit Kwik Trip, Inc. EDI PYMNTS WEBSTER CITY	\$7,265.31
07/28/2022	ACH Deposit PAYMENTECH DEPOSIT CITY OF WEBSTER CITY	\$25,207.87
07/28/2022	ACH Deposit PAYMENTECH DEPOSIT Webster Service Fee	\$1.93
07/28/2022	ACH Deposit ST OF IA-E.F.T. E.F.T. WEBSTER CITY CITY OF	\$80,916.95
07/29/2022	ACH Deposit Corn Belt Power AP CITY OF WEBSTER CITY	\$1,688.62
07/29/2022	ACH Deposit PAYMENTECH DEPOSIT CITY OF WEBSTER CITY	\$3,646.61

Electronic Debits

Date	Description	Amount
07/01/2022	ACH Payment RUAN, INCORPORAT PAYMENTS CITY OF WEBSTER CI	\$3,990.33
07/05/2022	ACH Payment PAYMENTECH FEE Webster Service Fee	\$30.23
07/05/2022	ACH Payment PAYMENTECH FEE Webster City Govt	\$34.01

Operations Center

5409 NW 88th St. Ste 200, Johnston, IA 50131

PUBLIC FUNDS CHECKING-7021673 (continued)
Electronic Debits (continued)

Date	Description	Amount
07/05/2022	ACH Payment Xpress Bill Pay Billing Webster City	\$706.55
07/07/2022	ACH Payment IA DEPT OF REV IA REV PAY WEBSTER CITY CITY	\$8,537.00
07/07/2022	ACH Payment Webster City PAYROLL CITY OF WEBSTER CITY	\$147,391.40
07/11/2022	ACH Payment IA CHILD SUPPORT CHILD SUPP CITY OF WEBSTER	\$624.90
07/12/2022	ACH Payment IRS USATAXPYMT CITY OF WEBSTER CITY	\$44,928.07
07/14/2022	ACH Payment IA DEPT OF REV IA REV PAY WEBSTER CITY CITY	\$5,727.22
07/20/2022	ACH Payment CITY OF WEBSTER USDA TRANS CHECKING * * * 1673	\$3,000.00
07/20/2022	ACH Payment USDA RD RUS PAYMENT WEBSTER CITY, CITY	\$16,806.72
07/21/2022	ACH Payment Webster City PAYROLL CITY OF WEBSTER CITY	\$137,103.73
07/22/2022	ACH Payment NIMECA WC PwrBill Webster City	\$821,709.82
07/25/2022	ACH Payment IRS USATAXPYMT CITY OF WEBSTER CITY	\$42,067.77
07/25/2022	ACH Payment IA DEPT OF REV IA REV PAY WEBSTER CITY CITY	\$12,144.44
07/25/2022	ACH Payment Iowa Workforce D IOW IWD WolfgramDodie	\$14,325.64
07/26/2022	ACH Payment IA CHILD SUPPORT CHILD SUPP CITY OF WEBSTER	\$624.90
07/26/2022	ACH Payment IA DEPT OF REV IA REV PAY WEBSTER CITY CITY	\$3,622.26
07/26/2022	ACH Payment IA DEPT OF REV IA REV PAY WEBSTER CITY CITY	\$7,865.00
07/26/2022	ACH Payment IPERS PAYROLL CITY OF WEBSTER CITY	\$44,493.87
07/26/2022	ACH Payment MUNICIPAL FIRE & Company WEBSTER CITY	\$27,980.00
07/29/2022	ACH Payment CITY OF WEBSTER CITY OF WE CHECKING * * * 1673	\$552.83

Other Debits

Date	Description	Amount
07/01/2022	Transfer Withdrawal To DDA XXXXXX1682	\$24,909.32
07/05/2022	Transfer Withdrawal To DDA XXXXXX1682	\$1,211,602.89
07/06/2022	Transfer Withdrawal To DDA XXXXXX1682	\$73,608.36
07/08/2022	Transfer Withdrawal To DDA XXXXXX1682	\$42,444.56
07/12/2022	Transfer Withdrawal To DDA XXXXXX1682	\$10,124.95
07/13/2022	Dep Item Rtn ACH Webster City UTILITY SALON MERAKI	\$285.00
07/13/2022	Transfer Withdrawal To DDA XXXXXX1682	\$16,175.23
07/13/2022	Dep Item Ret Chrg	\$5.00
07/14/2022	Deposit Item Ret CHARGEBACK CK-ANGELA NASO-NSF	\$250.00

Operations Center

5409 NW 88th St. Ste 200, Johnston, IA 50131

PUBLIC FUNDS CHECKING-7021673 (continued)
Other Debits (continued)

Date	Description	Amount
07/14/2022	Transfer Withdrawal To DDA XXXXXX1682	\$60,543.47
07/14/2022	Dep Item Ret Chrg	\$5.00
07/15/2022	Deposit Item Ret CHARGEBACK CK-JODY MILLER-STOP PAY	\$162.88
07/15/2022	Transfer Withdrawal To DDA XXXXXX1682	\$158,652.88
07/15/2022	Dep Item Ret Chrg	\$5.00
07/18/2022	Transfer Withdrawal To DDA XXXXXX1682	\$27,050.60
07/19/2022	Deposit Item Ret RTN CHECK- NSF- SD TRANSMISSION & AUTO	\$298.27
07/19/2022	Transfer Withdrawal To DDA XXXXXX1682	\$323,195.17
07/19/2022	Dep Item Ret Chrg	\$5.00
07/20/2022	Transfer Withdrawal To DDA XXXXXX1682	\$67,613.20
07/26/2022	Dep Item Ret Chrg	\$5.00
07/28/2022	Transfer Withdrawal To DDA XXXXXX1682	\$112,975.16
07/29/2022	Deposit Item Ret CHARGEBACK CK-JENNY MANNING-NSF	\$235.71
07/29/2022	Transfer Withdrawal To DDA XXXXXX1682	\$43,530.55
07/29/2022	Dep Item Ret Chrg	\$5.00





Checks Cleared

Check Nbr	Date	Amount	Check Nbr	Date	Amount	Check Nbr	Date	Amount
3290	07/21/2022	\$18.47	3337	07/14/2022	\$370.02	3386*	07/27/2022	\$321.37
3291	07/05/2022	\$301.48	3338	07/15/2022	\$99.73	3387	07/25/2022	\$495.62
3292	07/05/2022	\$18.47	3339	07/12/2022	\$432.43	3388	07/26/2022	\$289.87
3293	07/07/2022	\$17.23	3340	07/11/2022	\$154.92	3389	07/25/2022	\$522.36
3294	07/07/2022	\$301.38	3341	07/15/2022	\$376.78	3390	07/28/2022	\$222.81
3296*	07/05/2022	\$18.47	3342	07/14/2022	\$481.15	3391	07/25/2022	\$162.96
3298*	07/18/2022	\$731.09	3343	07/12/2022	\$333.50	3392	07/29/2022	\$950.00
3309*	07/20/2022	\$116.36	3344	07/11/2022	\$242.72	3393	07/29/2022	\$32.50
3311*	07/01/2022	\$274.28	3345	07/19/2022	\$161.67	3394	07/29/2022	\$175.00
3317*	07/08/2022	\$950.00	3346	07/11/2022	\$306.19	56298*	07/07/2022	\$65.00
3318	07/07/2022	\$33.00	3362*	07/14/2022	\$950.00	56306*	07/07/2022	\$72.24
3319	07/06/2022	\$175.00	3363	07/13/2022	\$33.00	56848*	07/07/2022	\$38.00
3320	07/12/2022	\$46.12	3364	07/12/2022	\$175.00	56851*	07/13/2022	\$33.35
3321	07/12/2022	\$46.17	3367*	07/27/2022	\$916.53	57074*	07/06/2022	\$100.00
3323*	07/18/2022	\$36.94	3368	07/27/2022	\$73.88	57081*	07/07/2022	\$50.00
3324	07/12/2022	\$723.58	3369	07/27/2022	\$68.91	57164*	07/19/2022	\$150.00
3325	07/13/2022	\$110.82	3372*	07/28/2022	\$110.98	57171*	07/12/2022	\$28.59
3326	07/12/2022	\$119.60	3373	07/28/2022	\$83.11	57178*	07/01/2022	\$152.19
3327	07/26/2022	\$208.66	3374	07/25/2022	\$55.41	57186*	07/05/2022	\$49.00
3328	07/13/2022	\$119.60	3376*	07/26/2022	\$573.56	57189*	07/07/2022	\$58.73
3329	07/12/2022	\$109.82	3377	07/27/2022	\$248.96	57190	07/18/2022	\$225.23
3330	07/11/2022	\$73.88	3378	07/25/2022	\$527.96	57194*	07/06/2022	\$210.12
3332*	07/12/2022	\$484.61	3379	07/25/2022	\$256.37	57205*	07/01/2022	\$226.00
3333	07/12/2022	\$253.89	3380	07/25/2022	\$313.11	57213*	07/01/2022	\$123.30
3334	07/12/2022	\$700.33	3381	07/29/2022	\$365.48	57223*	07/08/2022	\$1,300.00
3335	07/11/2022	\$352.71	3383*	07/26/2022	\$541.35	57226*	07/01/2022	\$3,851.40
3336	07/19/2022	\$298.98	3384	07/25/2022	\$213.33	57228*	07/01/2022	\$2,619.00

RETURN SERVICE REQUESTED

CITY OF WEBSTER CITY
SWEEP ACCOUNT
400 SECOND ST
PO BOX 217
WEBSTER CITY IA 50595-0217

Managing Your Accounts

	Customer Service (515)832-1133
	Telephone Banking (800)260-8419
	Mailing Address 635 1st Street Webster City, IA 50595
	Online Banking www.availa.bank

Summary of Accounts

Account Type	Account Number	Ending Balance
PUBLIC FUNDS CHECKING	7021682	\$26,476,480.13

PUBLIC FUNDS CHECKING-7021682

Account Summary

Date	Description	Amount
07/01/2022	Beginning Balance	\$25,917,646.22
	14 Credit(s) This Period	\$2,190,709.72
	7 Debit(s) This Period	\$1,631,875.81
07/31/2022	Ending Balance	\$26,476,480.13

Interest Summary

Description	Amount
Annual Percentage Yield Earned	0.80%
Interest Days	31
Interest Earned Not Paid	\$0.00
Interest Paid This Period	\$18,283.38
Interest Paid Year-to-Date	\$125,865.29
Minimum Balance	\$25,942,555.54

Deposits

Date	Description	Amount
07/01/2022	Transfer Deposit From DDA XXXXXX1673	\$24,909.32
07/05/2022	Transfer Deposit From DDA XXXXXX1673	\$1,211,602.89
07/06/2022	Transfer Deposit From DDA XXXXXX1673	\$73,608.36
07/08/2022	Transfer Deposit From DDA XXXXXX1673	\$42,444.56
07/12/2022	Transfer Deposit From DDA XXXXXX1673	\$10,124.95
07/13/2022	Transfer Deposit From DDA XXXXXX1673	\$16,175.23
07/14/2022	Transfer Deposit From DDA XXXXXX1673	\$60,543.47
07/15/2022	Transfer Deposit From DDA XXXXXX1673	\$158,652.88
07/18/2022	Transfer Deposit From DDA XXXXXX1673	\$27,050.60
07/19/2022	Transfer Deposit From DDA XXXXXX1673	\$323,195.17
07/20/2022	Transfer Deposit From DDA XXXXXX1673	\$67,613.20

Operations Center

5409 NW 88th St. Ste 200, Johnston, IA 50131

PUBLIC FUNDS CHECKING-7021682 (continued)
Deposits (continued)

Date	Description	Amount
07/28/2022	Transfer Deposit From DDA XXXXXX1673	\$112,975.16
07/29/2022	Transfer Deposit From DDA XXXXXX1673	\$43,530.55
07/31/2022	Accr Earning Pymt Added to Account	\$18,283.38

Other Debits

Date	Description	Amount
07/07/2022	Transfer Withdrawal To DDA XXXXXX1673	\$119,635.93
07/11/2022	Transfer Withdrawal To DDA XXXXXX1673	\$84,360.78
07/21/2022	Transfer Withdrawal To DDA XXXXXX1673	\$125,841.39
07/22/2022	Transfer Withdrawal To DDA XXXXXX1673	\$840,966.49
07/25/2022	Transfer Withdrawal To DDA XXXXXX1673	\$356,810.06
07/26/2022	Transfer Withdrawal To DDA XXXXXX1673	\$73,664.18
07/27/2022	Transfer Withdrawal To DDA XXXXXX1673	\$30,596.98

Daily Balances

Date	Amount	Date	Amount	Date	Amount
07/01/2022	\$25,942,555.54	07/13/2022	\$27,092,514.82	07/22/2022	\$26,762,762.26
07/05/2022	\$27,154,158.43	07/14/2022	\$27,153,058.29	07/25/2022	\$26,405,952.20
07/06/2022	\$27,227,766.79	07/15/2022	\$27,311,711.17	07/26/2022	\$26,332,288.02
07/07/2022	\$27,108,130.86	07/18/2022	\$27,338,761.77	07/27/2022	\$26,301,691.04
07/08/2022	\$27,150,575.42	07/19/2022	\$27,661,956.94	07/28/2022	\$26,414,666.20
07/11/2022	\$27,066,214.64	07/20/2022	\$27,729,570.14	07/29/2022	\$26,458,196.75
07/12/2022	\$27,076,339.59	07/21/2022	\$27,603,728.75	07/31/2022	\$26,476,480.13





Overdraft and Returned Item Fees

	Total for this period	Total year-to-date
Total Overdraft Fees	\$0.00	\$0.00
Total Returned Item Fees	\$0.00	\$0.00

RETURN SERVICE REQUESTED

CITY OF WEBSTER CITY
WC USDA REVOLVING LOAN
400 SECOND ST
PO BOX 217
WEBSTER CITY IA 50595-0217

Managing Your Accounts

	Customer Service (515)832-1133
	Telephone Banking (800)260-8419
	Mailing Address 635 1st Street Webster City, IA 50595
	Online Banking www.availa.bank

Summary of Accounts

Account Type	Account Number	Ending Balance
PUBLIC FUNDS CHECKING	7025498	\$224,236.20

PUBLIC FUNDS CHECKING-7025498

Account Summary

Date	Description	Amount
07/01/2022	Beginning Balance	\$221,141.80
	2 Credit(s) This Period	\$3,094.40
	0 Debit(s) This Period	\$0.00
07/31/2022	Ending Balance	\$224,236.20

Interest Summary

Description	Amount
Annual Percentage Yield Earned	0.50%
Interest Days	31
Interest Earned Not Paid	\$0.00
Interest Paid This Period	\$94.40
Interest Paid Year-to-Date	\$618.56
Minimum Balance	\$221,141.80

Deposits

Date	Description	Amount
07/31/2022	Accr Earning Pymt Added to Account	\$94.40

Electronic Credits

Date	Description	Amount
07/20/2022	ACH Deposit CITY OF WEBSTER USDA TRANS USDA TRANSFER	\$3,000.00

Daily Balances

Date	Amount	Date	Amount	Date	Amount
07/01/2022	\$221,141.80	07/20/2022	\$224,141.80	07/31/2022	\$224,236.20

Overdraft and Returned Item Fees

	Total for this period	Total year-to-date
Total Overdraft Fees	\$0.00	\$0.00
Total Returned Item Fees	\$0.00	\$0.00

**City of Webster City - Receipts
JULY 2022**

<u>FUND</u>	<u>AMOUNT</u>
GENERAL FUND	\$167,466.65
ROAD USE TAX FUND	\$83,785.33
TIF	\$292.42
SSMID	\$106.87
SPECIAL REVENUE FUNDS	\$46,458.47
DEBT SERVICE FUND	\$17,473.18
FIDUCIARY FUNDS	\$181.91
PERMANENT FUND	\$478.80
IMPROVEMENT FUNDS	\$261,719.41
ELECTRIC UTILITY FUND	\$1,186,785.24
WATER UTILITY FUND	\$204,357.23
SEWER UTILITY FUND	<u>\$240,363.42</u>
TOTAL	<u>\$2,209,468.93</u>

July
Summary of Investments - FY23

<u>Financial Institution</u>	<u>Investment</u>	<u>Term</u>	<u>Purchase Date</u>	<u>Due Date</u>	<u>Redeem Date</u>	<u>Int Rate</u>	<u>Begin Balance</u>	<u>Purchased</u>	<u>Redeemed</u>	<u>Ending Balance</u>	<u>Month Interest</u>	<u>Interest YTD</u>
Availa Bank	Sweep Account					0.81%					18,283.38	18,283.38
Availa Bank	USDA Revolving Loan Checking					0.50%					94.40	94.40
Availa Bank	Checking Account					0.50%					212.33	212.33
							-	-	-	-	18,590.11	18,590.11





Webster City															
August 2022 Financial Report															
As of August 31, 2022															
Fund Code		Fund Name	Beginning Cash Balance	Beginning Investment Balance	Monthly Revenues	Investments Cashed	Transfers	Monthly Expenditures	Investments Purchased	Ending Cash Balance Before Adjustments	Cash Proof	Balance Sheet Adjustments	Ending Cash Balance	Ending Investment Balance	Treasurer's Ending Balance
General Fund															
100	100	General	2,391,347.97	-	266,987.75	-	-	215,512.77	-	2,442,822.95	3,707,580.83	(169,981.29)	2,272,841.66	-	2,272,841.66
	100A	Govern. Equip. Replacement	305,015.76	-	188.94	-	-	-	-	305,204.70		-	305,204.70	-	305,204.70
	100B	Govern Economic Development	1,102,366.24	-	682.86	-	-	-	-	1,103,049.10		-	1,103,049.10	-	1,103,049.10
	100C	Parks, Rec Public Grounds Improvements	26,485.37	-	-	-	-	-	-	26,485.37		-	26,485.37	-	26,485.37
		Subtotal-General Fund	3,825,215.34	-	267,859.55	-	-	215,512.77	-	3,877,562.12	3,707,580.83	(169,981.29)	3,707,580.83	-	3,707,580.83
Special Revenue Funds															
200	200	FICA - IPERS	75,520.90	-	-	-	-	19,209.44	-	56,311.46	56,311.46	-	56,311.46	-	56,311.46
201	201	Workers compensation	152,545.05	-	-	-	-	-	-	152,545.05	152,545.05	-	152,545.05	-	152,545.05
202	202	Medical/Flex Insurance	31,799.93	-	-	-	-	54,238.92	-	(22,438.99)	(22,438.99)	-	(22,438.99)	-	(22,438.99)
203	203	Unemployment Compensation	(4,594.35)	-	-	-	-	-	-	(4,594.35)	(4,594.35)	-	(4,594.35)	-	(4,594.35)
204	204	Road Use Tax	1,376,398.88	-	80,687.38	-	-	35,307.35	-	1,421,778.91	1,407,805.42	(13,973.49)	1,407,805.42	-	1,407,805.42
205	205	Airport Commission	638,491.98	-	2,925.31	-	-	5,767.47	-	635,649.82	636,972.15	1,322.33	636,972.15	-	636,972.15
208	208	Hotel/Motel Sales Tax	299,940.03	-	43,010.81	-	-	2,715.00	-	340,235.84	340,235.84	-	340,235.84	-	340,235.84
209	209	Emergency Levy Fund	2,069.96	-	-	-	-	-	-	2,069.96	2,069.96	-	2,069.96	-	2,069.96
210	210	Police/Fire Retirement Trust Fund	30,177.58	-	18.69	-	-	19,666.88	-	10,529.39	10,529.39	-	10,529.39	-	10,529.39
211	211	DARE Trust	117.79	-	-	-	-	-	-	117.79	117.79	-	117.79	-	117.79
212	212	Seized Property Trust	-	-	-	-	-	-	-	-	-	-	-	-	-
214	214	K9 Trust	1,134.07	-	2.70	-	-	-	-	1,136.77	(528.44)	(1,665.21)	(528.44)	-	(528.44)
216	216	Police Reserve Officers Fund	3,560.94	-	2.21	-	-	-	-	3,563.15	3,563.15	-	3,563.15	-	3,563.15
217	217	Wilson Brewer Park/Depot Foundation	1,846.85	-	-	-	-	-	-	1,846.85	1,846.85	-	1,846.85	-	1,846.85
218	218	Webster City Pride Committee	4,251.69	-	-	-	-	-	-	4,251.69	4,251.69	-	4,251.69	-	4,251.69
219	219	Kendall Young Scout Lodge	2,788.60	-	1.73	-	-	-	-	2,790.33	2,790.33	-	2,790.33	-	2,790.33
220	220	Economic Development Revolving	42,460.88	-	-	-	-	-	-	42,460.88	42,460.88	-	42,460.88	-	42,460.88
228	228	Low/Moderate Income Revolving	533,109.82	-	413.48	-	-	-	-	533,523.30	534,167.87	644.57	534,167.87	-	534,167.87
229	229	WC Comercial Rehab Rev Loan Program	143,187.18	-	104.74	-	-	-	-	143,291.92	143,465.90	173.98	143,465.90	-	143,465.90
231	231	CDBG Housing Rehab	16.90	-	-	-	-	-	-	16.90	16.90	-	16.90	-	16.90
232	232	B.L.U.E.	4,721.63	-	2.92	-	-	-	-	4,724.55	4,724.55	-	4,724.55	-	4,724.55
240	240	USDA Revolving Loan Fund	227,199.76	-	95.63	-	-	-	-	227,295.39	230,295.39	3,000.00	230,295.39	-	230,295.39
250	250	TIF - Riverview	3,415.26	-	-	-	-	-	-	3,415.26	3,415.26	-	3,415.26	-	3,415.26
251	251	TIF - HyVee	3,759.46	-	2.33	-	-	-	-	3,761.79	3,761.79	-	3,761.79	-	3,761.79
255	255	TIF - Brewer Creek Estates	745.73	-	0.46	-	-	-	-	746.19	746.19	-	746.19	-	746.19
260	260	SSMID	18,781.07	-	-	-	-	1,625.00	-	17,156.07	17,156.07	-	17,156.07	-	17,156.07
265	265	TIF - Struchen	-	-	-	-	-	-	-	-	-	-	-	-	-
268	268	TIF - SE Development Park Project	(20,998.39)	-	-	-	-	-	-	(20,998.39)	(20,998.39)	-	(20,998.39)	-	(20,998.39)
272	272	TIF - Mitchell Machine	84.63	-	-	-	-	-	-	84.63	84.63	-	84.63	-	84.63
281	281	TIF - Gourley Subdivision	-	-	-	-	-	-	-	-	-	-	-	-	-
282	282	TIF - SW Watermain Improvement	1.96	-	-	-	-	-	-	1.96	1.96	-	1.96	-	1.96
283	283	TIF - Town & Country (FSB)	15,156.36	-	-	-	-	-	-	15,156.36	15,156.36	-	15,156.36	-	15,156.36
284	284	TIF - Fareway Stores	7,952.24	-	-	-	-	-	-	7,952.24	7,952.24	-	7,952.24	-	7,952.24
285	285	TIF - First State Bank	14,267.36	-	-	-	-	-	-	14,267.36	14,267.36	-	14,267.36	-	14,267.36
286	286	TIF - Infinity Services LLC	50,734.94	-	-	-	-	-	-	50,734.94	50,734.94	-	50,734.94	-	50,734.94
287	287	TIF - Webster City Federal	18,188.31	-	-	-	-	-	-	18,188.31	18,188.31	-	18,188.31	-	18,188.31
288	288	TIF - Van Diest Medical Center	(2,500.00)	-	-	-	-	-	-	(2,500.00)	(2,500.00)	-	(2,500.00)	-	(2,500.00)
289	289	TIF - 2013 Medical Complex URA-KTJ (Shopko)	55,881.06	-	-	-	-	-	-	55,881.06	55,881.06	-	55,881.06	-	55,881.06
290	290	TIF - 3DK Enterprises	13,268.43	-	-	-	-	-	-	13,268.43	13,268.43	-	13,268.43	-	13,268.43
291	291	TIF - 2016 Industrial - WC Custom Meats	(896.55)	-	-	-	-	-	-	(896.55)	(896.55)	-	(896.55)	-	(896.55)
292	292	TIF - Mary Ann's	-	-	-	-	-	-	-	-	-	-	-	-	-
293	293	TIF - Tasler's	(1,500.00)	-	-	-	-	-	-	(1,500.00)	(1,500.00)	-	(1,500.00)	-	(1,500.00)
294	294	TIF - Ridge Development	7,577.85	-	-	-	-	-	-	7,577.85	7,577.85	-	7,577.85	-	7,577.85
295	295	TIF - Gary & Brenda Fox	2,303.62	-	-	-	-	-	-	2,303.62	2,303.62	-	2,303.62	-	2,303.62
296	296	TIF - Kenyon Hill Ridge	31,242.14	-	-	-	-	-	-	31,242.14	31,242.14	-	31,242.14	-	31,242.14
		Subtotal - Special Revenue Funds	3,784,211.55	-	127,268.39	-	-	138,530.06	-	3,772,949.88	3,762,452.06	(10,497.82)	3,762,452.06	-	3,762,452.06
Debt Service Fund															
300	300	Debt Service	244,072.75	-	18,459.79	-	-	9,154.30	-	253,378.24	253,378.24	-	253,378.24	-	253,378.24
		Subtotal - Debt Service Fund	244,072.75	-	18,459.79	-	-	9,154.30	-	253,378.24	253,378.24	-	253,378.24	-	253,378.24
Fiduciary & Agency Funds															
400	400	Joe E. Barr Trust	1,599.05	-	-	-	-	-	-	1,599.05	1,599.05	-	1,599.05	-	1,599.05
401	401	Edgar Foster Trust	1,885.10	-	-	-	-	-	-	1,885.10	1,885.10	-	1,885.10	-	1,885.10
402	402	Calvary Cemetery Trust	5,112.28	-	-	-	-	-	-	5,112.28	5,112.28	-	5,112.28	-	5,112.28
403	403	Zella Silvers Trust	2,906.67	-	-	-	-	-	-	2,906.67	2,906.67	-	2,906.67	-	2,906.67
411	411	Mulberry Church	16,207.49	-	263.04	-	-	-	-	16,470.53	16,470.53	-	16,470.53	-	16,470.53
412	412	Youth Advisory	160.00	-	-	-	-	-	-	160.00	160.00	-	160.00	-	160.00
430	430	RAGBRAI	5,158.40	-	-	-	-	-	-	5,158.40	5,158.40	-	5,158.40	-	5,158.40
		Subtotal - Fiduciary & Agency Funds	33,028.99	-	263.04	-	-	-	-	33,292.03	33,292.03	-	33,292.03	-	33,292.03

Webster City															
August 2022 Financial Report															
As of August 31, 2022															
Fund Code		Fund Name	Beginning Cash Balance	Beginning Investment Balance	Monthly Revenues	Investments Cashed	Transfers	Monthly Expenditures	Investments Purchased	Ending Cash Balance Before Adjustments	Cash Proof	Balance Sheet Adjustments	Ending Cash Balance	Ending Investment Balance	Treasurer's Ending Balance
Permanent Fund															
404	404	Perpetual Care Trust (Non-exp.)	456,337.73	-	478.80	-	-	-	-	456,816.53	456,816.53	-	456,816.53	-	456,816.53
		Subtotal - Permanent Fund	456,337.73	-	478.80	-	-	-	-	456,816.53	456,816.53	-	456,816.53	-	456,816.53
Capital Project Funds															
500	500	Capital Improvement Reserve	2,934,179.58	-	77,582.50	-	-	-	2,000,000.00	1,011,762.08	1,011,762.08	-	1,011,762.08	2,000,000.00	3,011,762.08
501	501	American Rescue Plan	573,856.86	-	573,850.72	-	-	-	-	1,147,707.58	1,147,707.58	-	1,147,707.58	-	1,147,707.58
502	502	Brewer Creek Estates	179.22	-	0.11	-	-	-	-	179.33	179.33	-	179.33	-	179.33
503	503	Boone River Trail	-	-	-	-	-	-	-	-	-	-	-	-	-
504	504	Second Street Reconstruction	(515,523.69)	-	-	-	-	-	-	(515,523.69)	(515,523.69)	-	(515,523.69)	-	(515,523.69)
506	506	Sidewalk Improvement Fund	46,509.06	-	28.81	-	-	-	-	46,537.87	46,537.87	-	46,537.87	-	46,537.87
525	525	Annual Street Maintenance	481,473.72	-	-	-	-	-	-	481,473.72	177,217.59	(304,256.13)	177,217.59	-	177,217.59
527	527	Public Railroad Crossings	149.30	-	-	-	-	-	-	149.30	149.30	-	149.30	-	149.30
528	528	Bridge Improvements	42,733.86	-	-	-	-	-	-	42,733.86	42,733.86	-	42,733.86	-	42,733.86
531	531	E Second St Sidewalk/Street Improvements	-	-	-	-	-	-	-	-	-	-	-	-	-
532	532	James Street (Old Hwy 20) Project	-	-	-	-	-	-	-	-	-	-	-	-	-
533	533	Superior Street Sidewalk	-	-	-	-	-	-	-	-	-	-	-	-	-
534	534	Wilson-Brewer Park Improvement Project	-	-	-	-	-	2,572.75	-	(2,572.75)	(2,572.75)	-	(2,572.75)	-	(2,572.75)
535	535	W Twin Park Shelter Project	-	-	-	-	-	-	-	-	-	-	-	-	-
536	536	2020 2nd Street Reconstruction	2,005,637.44	-	-	-	-	243,104.60	-	1,762,532.84	1,630,139.48	(132,393.36)	1,630,139.48	-	1,630,139.48
537	537	E Twin Improvements	-	-	-	-	-	-	-	-	-	-	-	-	-
		Subtotal - Capital Project Funds	5,569,195.35	-	651,462.14	-	-	245,677.35	2,000,000.00	3,974,980.14	3,538,330.65	(436,649.49)	3,538,330.65	2,000,000.00	5,538,330.65
Enterprise Funds															
601	601	Electric Utility	811,773.61	-	1,328,472.78	-	-	1,095,297.93	-	1,044,948.46	5,048,254.82	(1,101,675.86)	(56,727.40)	-	(56,727.40)
601D		Electric Improvement Reserve	3,823,629.49	-	-	-	-	-	1,000,000.00	2,823,629.49	-	-	2,823,629.49	1,000,000.00	3,823,629.49
601E		Project Share Donations	14,721.53	-	142.00	-	-	-	-	14,863.53	-	-	14,863.53	-	14,863.53
601F		Green City Energy Donations	2,843.00	-	10.00	-	-	-	-	2,853.00	-	-	2,853.00	-	2,853.00
601G		Green City Energy Donations - Pleasant	510.00	-	-	-	-	-	-	510.00	-	-	510.00	-	510.00
601M		Electric Equipment Replacement	631,601.01	-	391.25	-	-	-	-	631,992.26	-	-	631,992.26	-	631,992.26
601N		Customer Deposit Trust	414,323.29	-	6,227.92	-	-	-	-	420,551.21	-	-	420,551.21	-	420,551.21
601P		Electric Economic Development	1,209,833.30	-	749.43	-	-	-	-	1,210,582.73	-	-	1,210,582.73		

RETURN SERVICE REQUESTED

CITY OF WEBSTER CITY
400 SECOND ST
PO BOX 217
WEBSTER CITY IA 50595-0217

Managing Your Accounts

	Customer Service (515)832-1133
	Telephone Banking (800)260-8419
	Mailing Address 635 1st Street Webster City, IA 50595
	Online Banking www.availa.bank



Convenience at your fingertips with Availa Bank

Mobile banking goes far beyond depositing checks. Our full range of services allows you to manage your finances anytime, anywhere. Check your balance, transfer funds between accounts, pay bills and much more, on YOUR time.

Simple, secure and available 24/7.

Visit us online at <https://www.availa.bank/>
or call 800-329-8620 to learn more.



Summary of Accounts

Account Type	Account Number	Ending Balance
PUBLIC FUNDS CHECKING	7021673	\$500,212.33

PUBLIC FUNDS CHECKING-7021673

Account Summary

Date	Description	Amount
08/01/2022	Beginning Balance	\$500,212.33
	123 Credit(s) This Period	\$10,554,868.00
	316 Debit(s) This Period	\$10,554,868.00
08/31/2022	Ending Balance	\$500,212.33

Interest Summary

Description	Amount
Annual Percentage Yield Earned	0.50%
Interest Days	31
Interest Earned Not Paid	\$0.00
Interest Paid This Period	\$212.33
Interest Paid Year-to-Date	\$1,665.43
Minimum Balance	\$500,000.00

Deposits

Date	Description	Amount
08/01/2022	Deposit	\$54,117.17
08/02/2022	Deposit	\$62,498.64

Operations Center

5409 NW 88th St. Ste 200, Johnston, IA 50131

PUBLIC FUNDS CHECKING-7021673 (continued)
Deposits (continued)

Date	Description	Amount
08/04/2022	Deposit	\$169,366.16
08/04/2022	Deposit	\$18,973.51
08/04/2022	Deposit	\$235.71
08/05/2022	Deposit	\$47,738.19
08/05/2022	Transfer Deposit From DDA XXXXXX1682	\$257,783.54
08/08/2022	Dep Item Rtn ACH Webster City PAYROLL SCHANZ, ALEC M-IncAcct	\$1,063.19
08/08/2022	Transfer Deposit From DDA XXXXXX1682	\$150,588.40
08/09/2022	Deposit	\$184,284.26
08/09/2022	Deposit	\$41,616.57
08/12/2022	Deposit	\$107,348.63
08/12/2022	Deposit	\$23,385.44
08/15/2022	Deposit	\$32,022.58
08/15/2022	Deposit	\$17,841.18
08/15/2022	Transfer Deposit From DDA XXXXXX1682	\$32,761.32
08/16/2022	Deposit	\$109,148.52
08/16/2022	Transfer Deposit From DDA XXXXXX1682	\$5,790,872.84
08/17/2022	Deposit	\$23.00
08/17/2022	Deposit	\$72,937.23
08/18/2022	Deposit	\$34,013.15
08/18/2022	Deposit	\$140.83
08/18/2022	Transfer Deposit From DDA XXXXXX1682	\$118,173.84
08/19/2022	Transfer Deposit From DDA XXXXXX1682	\$473,941.20
08/22/2022	Deposit	\$24,658.79
08/22/2022	Deposit	\$63,268.61
08/22/2022	Deposit	\$75.00
08/23/2022	Deposit	\$28,334.32
08/23/2022	Transfer Deposit From DDA XXXXXX1682	\$879,192.95
08/24/2022	Deposit	\$10,533.39
08/24/2022	Transfer Deposit From DDA XXXXXX1682	\$37,238.68
08/25/2022	Deposit	\$15,629.48
08/29/2022	Deposit	\$44,462.35
08/29/2022	Deposit	\$10,948.64
08/30/2022	Deposit	\$47,655.44
08/31/2022	Deposit	\$13,514.06
08/31/2022	Deposit	\$173.63
08/31/2022	Accr Earning Pymt Added to Account	\$212.33

Electronic Credits

Date	Description	Amount
08/01/2022	ACH Deposit CITY OF WEBSTER LMI Loan CHECKING *** 1673	\$144.03
08/01/2022	ACH Deposit PAYMENTECH DEPOSIT Webster City Govt	\$55.00
08/01/2022	ACH Deposit PAYMENTECH DEPOSIT Webster Service Fee	\$1.51
08/01/2022	ACH Deposit PAYMENTECH DEPOSIT CITY OF WEBSTER CITY	\$2,915.46
08/02/2022	ACH Deposit PAYMENTECH DEPOSIT CITY OF WEBSTER CITY	\$2,824.57

Operations Center

5409 NW 88th St. Ste 200, Johnston, IA 50131

PUBLIC FUNDS CHECKING-7021673 (continued)
Electronic Credits (continued)

Date	Description	Amount
08/02/2022	ACH Deposit PAYMENTECH DEPOSIT Webster City Govt	\$33.00
08/02/2022	ACH Deposit PAYMENTECH DEPOSIT Webster Service Fee	\$0.91
08/02/2022	ACH Deposit PAYMENTECH DEPOSIT CITY OF WEBSTER CITY	\$876.50
08/02/2022	ACH Deposit PAYMENTECH DEPOSIT CITY OF WEBSTER CITY	\$526.50
08/03/2022	ACH Deposit PAYMENTECH DEPOSIT CITY OF WEBSTER CITY	\$3,456.54
08/03/2022	ACH Deposit WEBSTER CITY CREDITS Webster City	\$241,194.92
08/04/2022	ACH Deposit PAYMENTECH DEPOSIT CITY OF WEBSTER CITY	\$3,100.90
08/04/2022	ACH Deposit PAYMENTECH DEPOSIT Webster Service Fee	\$0.63
08/04/2022	ACH Deposit PAYMENTECH DEPOSIT Webster City Govt	\$23.00
08/05/2022	ACH Deposit CAPTURIS BILL PAY CITY OF WEBSTER	\$667.25
08/05/2022	ACH Deposit FCSAMERICA FCSA AFCSA EXP CITY OF WEBSTER CI	\$1,056.84
08/05/2022	ACH Deposit GRAND TRUNK WEST PAYMENT CITY OF WEBSTER CIT	\$1,030.62
08/05/2022	ACH Deposit PAYMENTECH DEPOSIT CITY OF WEBSTER CITY	\$4,649.68
08/08/2022	ACH Deposit FIRST STATE BANK CASH TRANS CITY OF WEBSTER	\$20.83
08/08/2022	ACH Deposit Kwik Trip, Inc. EDI PYMNTS WEBSTER CITY	\$2,387.31
08/08/2022	ACH Deposit PAYMENTECH DEPOSIT CITY OF WEBSTER CITY	\$3,275.72
08/08/2022	ACH Deposit ST OF IA-E.F.T. E.F.T. WEBSTER CITY CITY OF	\$200.00
08/09/2022	ACH Deposit PAYMENTECH DEPOSIT CITY OF WEBSTER CITY	\$6,222.11
08/09/2022	ACH Deposit PAYMENTECH DEPOSIT CITY OF WEBSTER CITY	\$739.65
08/09/2022	ACH Deposit PAYMENTECH DEPOSIT CITY OF WEBSTER CITY	\$366.56
08/09/2022	ACH Deposit THE HANOR CO WI PAYABLES CITY OF WEBSTER CIT	\$713.17
08/10/2022	ACH Deposit Corn Belt Power AP CITY OF WEBSTER CITY	\$253.16
08/10/2022	ACH Deposit PAYMENTECH DEPOSIT CITY OF WEBSTER CITY	\$4,097.08
08/10/2022	ACH Deposit THRIFTY WHITE DIRECT PAY City Of Webster Cit	\$585.28
08/10/2022	ACH Deposit Webster City UTILITY CITY OF WEBSTER CITY U	\$133,973.01
08/11/2022	ACH Deposit PAYMENTECH DEPOSIT CITY OF WEBSTER CITY	\$7,089.43
08/11/2022	ACH Deposit VanDiest Med Ctr InvoicePmt CITY OF WEBSTER	\$39,576.49
08/12/2022	ACH Deposit PAYMENTECH DEPOSIT CITY OF WEBSTER CITY	\$7,887.61
08/12/2022	ACH Deposit PAYMENTECH DEPOSIT Webster City Govt	\$10.40

Operations Center

5409 NW 88th St. Ste 200, Johnston, IA 50131

PUBLIC FUNDS CHECKING-7021673 (continued)
Electronic Credits (continued)

Date	Description	Amount
08/15/2022	ACH Deposit MARY ANNS SPECIA WC USDA CITY OF WEBSTER CIT	\$8,403.36
08/15/2022	ACH Deposit PAYMENTECH DEPOSIT CITY OF WEBSTER CITY	\$2,969.35
08/15/2022	ACH Deposit PAYMENTECH DEPOSIT Webster Service Fee	\$0.63
08/15/2022	ACH Deposit PAYMENTECH DEPOSIT Webster City Govt	\$28.20
08/15/2022	ACH Deposit ST OF IA-E.F.T. E.F.T. WEBSTER CITY CITY OF	\$92.71
08/15/2022	ACH Deposit ST OF IA-E.F.T. E.F.T. WEBSTER CITY CITY OF	\$92.71
08/16/2022	ACH Deposit CAPTURIS BILL PAY CITY OF WEBSTER	\$12,894.59
08/16/2022	ACH Deposit PAYMENTECH DEPOSIT CITY OF WEBSTER CITY	\$5,279.35
08/16/2022	ACH Deposit PAYMENTECH DEPOSIT CITY OF WEBSTER CITY	\$337.54
08/16/2022	ACH Deposit PAYMENTECH DEPOSIT CITY OF WEBSTER CITY	\$1,811.38
08/16/2022	ACH Deposit ST OF IA-E.F.T. E.F.T. WEBSTER CITY CITY OF	\$79,834.78
08/17/2022	ACH Deposit PAYMENTECH DEPOSIT CITY OF WEBSTER CITY	\$4,197.73
08/18/2022	ACH Deposit PAYMENTECH DEPOSIT CITY OF WEBSTER CITY	\$4,157.29
08/18/2022	ACH Deposit PAYMENTECH DEPOSIT Webster Service Fee	\$1.46
08/18/2022	ACH Deposit PAYMENTECH DEPOSIT Webster City Govt	\$53.00
08/18/2022	ACH Deposit VanDiest Med Ctr InvoicePmt CITY OF WEBSTER	\$2,135.89
08/19/2022	ACH Deposit MEMBERS TRUST CO DEPOSIT CITY OF WEBSTER CIT	\$9,154.30
08/19/2022	ACH Deposit PAYMENTECH DEPOSIT CITY OF WEBSTER CITY	\$3,222.43
08/19/2022	ACH Deposit Webster City UTILITY CITY OF WEBSTER CITY U	\$70,796.59
08/22/2022	ACH Deposit Corn Belt Power AP CITY OF WEBSTER CITY	\$90,256.13
08/22/2022	ACH Deposit PAYMENTECH DEPOSIT CITY OF WEBSTER CITY	\$2,665.57
08/22/2022	ACH Deposit PAYMENTECH DEPOSIT Webster City Govt	\$5.20
08/23/2022	ACH Deposit PAYMENTECH DEPOSIT CITY OF WEBSTER CITY	\$10,443.97
08/23/2022	ACH Deposit PAYMENTECH DEPOSIT CITY OF WEBSTER CITY	\$755.82
08/23/2022	ACH Deposit PAYMENTECH DEPOSIT CITY OF WEBSTER CITY	\$527.70
08/24/2022	ACH Deposit PAYMENTECH DEPOSIT Webster City Govt	\$100.00
08/24/2022	ACH Deposit PAYMENTECH DEPOSIT Webster Service Fee	\$2.75
08/24/2022	ACH Deposit PAYMENTECH DEPOSIT CITY OF WEBSTER CITY	\$2,771.77
08/25/2022	ACH Deposit Corn Belt Power AP CITY OF WEBSTER CITY	\$239.81

Operations Center

5409 NW 88th St. Ste 200, Johnston, IA 50131

PUBLIC FUNDS CHECKING-7021673 (continued)
Electronic Credits (continued)

Date	Description	Amount
08/25/2022	ACH Deposit GRAND TRUNK WEST PAYMENT CITY OF WEBSTER CIT	\$856.42
08/25/2022	ACH Deposit PAYMENTECH DEPOSIT CITY OF WEBSTER CITY	\$3,219.62
08/25/2022	ACH Deposit PAYMENTECH DEPOSIT Webster City Govt	\$5.20
08/25/2022	ACH Deposit ST OF IA-E.F.T. E.F.T. WEBSTER CITY CITY OF	\$573,495.25
08/26/2022	ACH Deposit FAREWAY STORES ACH CITY OF WEBSTER CITY U	\$10,994.01
08/26/2022	ACH Deposit FCSAMERICA FCSA AFCSA EXP CITY OF WEBSTER CI	\$980.00
08/26/2022	ACH Deposit PAYMENTECH DEPOSIT CITY OF WEBSTER CITY	\$25,013.86
08/29/2022	ACH Deposit PAYMENTECH DEPOSIT CITY OF WEBSTER CITY	\$3,165.11
08/29/2022	ACH Deposit ST OF IA-E.F.T. E.F.T. WEBSTER CITY CITY OF	\$42,825.01
08/29/2022	ACH Deposit ST OF IA-E.F.T. E.F.T. WEBSTER CITY CITY OF	\$74,522.55
08/29/2022	ACH Deposit VanDiest Med Ctr InvoicePmt CITY OF WEBSTER	\$32,241.76
08/30/2022	ACH Deposit PAYMENTECH DEPOSIT CITY OF WEBSTER CITY	\$5,329.93
08/30/2022	ACH Deposit PAYMENTECH DEPOSIT Webster City Govt	\$10.40
08/30/2022	ACH Deposit PAYMENTECH DEPOSIT Webster City Govt	\$32.50
08/30/2022	ACH Deposit PAYMENTECH DEPOSIT CITY OF WEBSTER CITY	\$318.44
08/30/2022	ACH Deposit PAYMENTECH DEPOSIT CITY OF WEBSTER CITY	\$985.83
08/30/2022	ACH Deposit PAYMENTECH DEPOSIT Webster City Govt	\$10.40
08/30/2022	ACH Deposit RECUR WEBSTERCRV City of We Webster City	\$8,808.08
08/31/2022	ACH Deposit Corn Belt Power AP CITY OF WEBSTER CITY	\$8,322.51
08/31/2022	ACH Deposit PAYMENTECH DEPOSIT Webster Service Fee	\$2.47
08/31/2022	ACH Deposit PAYMENTECH DEPOSIT Webster City Govt	\$177.90
08/31/2022	ACH Deposit PAYMENTECH DEPOSIT CITY OF WEBSTER CITY	\$3,590.30

Electronic Debits

Date	Description	Amount
08/01/2022	ACH Payment RUAN, INCORPORAT PAYMENTS CITY OF WEBSTER CI	\$1,230.61
08/03/2022	ACH Payment PAYMENTECH FEE Webster Service Fee	\$32.04
08/03/2022	ACH Payment PAYMENTECH FEE Webster City Govt	\$32.23
08/04/2022	ACH Payment Webster City PAYROLL CITY OF WEBSTER CITY	\$135,652.25
08/05/2022	ACH Payment Xpress Bill Pay Billing Webster City	\$674.38

Operations Center

5409 NW 88th St. Ste 200, Johnston, IA 50131

PUBLIC FUNDS CHECKING-7021673 (continued)
Electronic Debits (continued)

Date	Description	Amount
08/08/2022	ACH Payment IRS USATAXPYMT CITY OF WEBSTER CITY	\$42,201.29
08/09/2022	ACH Payment IA CHILD SUPPORT CHILD SUPP CITY OF WEBSTER	\$624.90
08/09/2022	ACH Payment IA DEPT OF REV IA REV PAY WEBSTER CITY CITY	\$7,983.00
08/10/2022	ACH Payment CITY OF WEBSTER Payroll CHECKING * * * 1673	\$1,063.19
08/12/2022	ACH Payment IA DEPT OF REV IA REV PAY WEBSTER CITY CITY	\$27,340.19
08/12/2022	ACH Payment IA DEPT OF REV IA REV PAY WEBSTER CITY CITY	\$10,281.90
08/18/2022	ACH Payment Webster City PAYROLL CITY OF WEBSTER CITY	\$133,412.82
08/22/2022	ACH Payment CITY OF WEBSTER USDA TRANS CHECKING * * * 1673	\$3,000.00
08/22/2022	ACH Payment IRS USATAXPYMT CITY OF WEBSTER CITY	\$40,767.19
08/22/2022	ACH Payment IA DEPT OF REV IA REV PAY WEBSTER CITY CITY	\$7,773.00
08/23/2022	ACH Payment IA CHILD SUPPORT CHILD SUPP CITY OF WEBSTER	\$624.90
08/23/2022	ACH Payment MUNICIPAL FIRE & Company WEBSTER CITY	\$27,480.66
08/23/2022	ACH Payment NIMECA WC PwrBill Webster City	\$878,801.21
08/24/2022	ACH Payment IPERS PAYROLL CITY OF WEBSTER CITY	\$41,879.49
08/25/2022	ACH Payment USDA RD RUS PAYMENT WEBSTER CITY, CITY	\$16,806.72

Other Debits

Date	Description	Amount
08/01/2022	Transfer Withdrawal To DDA XXXXXX1682	\$55,618.14
08/02/2022	Transfer Withdrawal To DDA XXXXXX1682	\$61,376.89
08/03/2022	Transfer Withdrawal To DDA XXXXXX1682	\$237,959.03
08/04/2022	Transfer Withdrawal To DDA XXXXXX1682	\$30,231.65
08/08/2022	Dep Item Ret Chrg	\$5.00
08/09/2022	Transfer Withdrawal To DDA XXXXXX1682	\$210,065.31
08/10/2022	Transfer Withdrawal To DDA XXXXXX1682	\$39,323.30
08/11/2022	Transfer Withdrawal To DDA XXXXXX1682	\$43,571.51
08/12/2022	Dep Item Rtn ACH Webster City UTILITY FOUNTAIN, DAVID	\$0.00
08/12/2022	Dep Item Rtn ACH Webster UTILITY SPARK ZONE LLC- NSF	\$140.83
08/12/2022	Deposit Item Ret CHARGE BACK CK-MARILYN MCCONNELL-NSF	\$23.00
08/12/2022	Transfer Withdrawal To DDA XXXXXX1682	\$88,110.23
08/12/2022	Dep Item Ret Chrg	\$5.00
08/12/2022	Dep Item Ret Chrg	\$5.00

Operations Center

5409 NW 88th St. Ste 200, Johnston, IA 50131

PUBLIC FUNDS CHECKING-7021673 (continued)
Other Debits (continued)

Date	Description	Amount
08/17/2022	Deposit Item Ret RTN CHECK- NSF- KHAM PHOMPONG	\$173.63
08/17/2022	Deposit Item Ret RTN CHECK- NSF- DWAYNE FOSSEEN	\$75.00
08/17/2022	Transfer Withdrawal To DDA XXXXXX1682	\$16,481.30
08/17/2022	Dep Item Ret Chrg	\$10.00
08/22/2022	Transfer Withdrawal To DDA XXXXXX1682	\$82,886.31
08/25/2022	Transfer Withdrawal To DDA XXXXXX1682	\$575,846.10
08/26/2022	Transfer Withdrawal To DDA XXXXXX1682	\$35,232.51
08/29/2022	Transfer Withdrawal To DDA XXXXXX1682	\$169,052.83
08/30/2022	Transfer Withdrawal To DDA XXXXXX1682	\$62,629.10
08/31/2022	Transfer Withdrawal To DDA XXXXXX1682	\$23,743.37

Checks Cleared

Check Nbr	Date	Amount	Check Nbr	Date	Amount	Check Nbr	Date	Amount
3270	08/09/2022	\$68.91	3420	08/08/2022	\$278.95	57339*	08/03/2022	\$510.29
3273*	08/23/2022	\$18.47	3421	08/09/2022	\$252.25	57341*	08/12/2022	\$3,889.97
3322*	08/09/2022	\$102.37	3422	08/09/2022	\$422.25	57380*	08/04/2022	\$827.00
3331*	08/09/2022	\$663.97	3423	08/08/2022	\$1,597.77	57383*	08/01/2022	\$457.87
3365*	08/09/2022	\$51.68	3427*	08/11/2022	\$950.00	57385*	08/02/2022	\$20.00
3366	08/01/2022	\$73.88	3428	08/10/2022	\$32.50	57387*	08/03/2022	\$3.43
3370*	08/30/2022	\$494.22	3429	08/09/2022	\$175.00	57389*	08/08/2022	\$365.00
3371	08/10/2022	\$92.35	3431*	08/23/2022	\$325.61	57390	08/08/2022	\$5,640.00
3375*	08/19/2022	\$388.11	3432	08/24/2022	\$36.94	57411*	08/04/2022	\$265.00
3382*	08/02/2022	\$213.10	3433	08/24/2022	\$110.98	57421*	08/02/2022	\$1,300.00
3395*	08/16/2022	\$46.12	3435*	08/25/2022	\$36.94	57431*	08/18/2022	\$250.00
3396	08/16/2022	\$46.17	3436	08/24/2022	\$86.14	57435*	08/02/2022	\$3,850.13
3397	08/09/2022	\$25.84	3437	08/24/2022	\$92.35	57438*	08/03/2022	\$281.11
3398	08/30/2022	\$27.70	3438	08/24/2022	\$36.94	57455*	08/01/2022	\$65.00
3399	08/09/2022	\$229.13	3440*	08/23/2022	\$382.33	57465*	08/08/2022	\$10,327.64
3400	08/23/2022	\$27.70	3441	08/23/2022	\$490.80	57466	08/10/2022	\$1,490.88
3401	08/11/2022	\$25.84	3442	08/24/2022	\$418.04	57467	08/05/2022	\$2,407.50
3402	08/11/2022	\$270.14	3444*	08/22/2022	\$476.51	57468	08/08/2022	\$168.06
3404*	08/08/2022	\$25.84	3445	08/26/2022	\$304.30	57469	08/08/2022	\$130.67
3405	08/10/2022	\$27.70	3446	08/23/2022	\$235.72	57470	08/08/2022	\$6,211.84
3406	08/08/2022	\$27.70	3447	08/23/2022	\$413.96	57471	08/09/2022	\$8,352.50
3408*	08/09/2022	\$489.56	3448	08/23/2022	\$474.74	57472	08/08/2022	\$624.74
3409	08/09/2022	\$308.25	3449	08/23/2022	\$342.84	57473	08/05/2022	\$3,117.54
3410	08/09/2022	\$243.34	3450	08/22/2022	\$525.07	57474	08/08/2022	\$192.00
3411	08/09/2022	\$362.60	3451	08/22/2022	\$342.37	57475	08/08/2022	\$496.64
3412	08/09/2022	\$248.24	3452	08/23/2022	\$166.20	57476	08/04/2022	\$1,013.33
3413	08/12/2022	\$108.89	3453	08/23/2022	\$348.66	57477	08/05/2022	\$5,814.64
3414	08/12/2022	\$224.18	3454	08/24/2022	\$33.00	57478	08/05/2022	\$2,821.08
3415	08/10/2022	\$605.28	3455	08/23/2022	\$175.00	57479	08/05/2022	\$18.23
3416	08/08/2022	\$241.26	3456	08/26/2022	\$950.00	57480	08/05/2022	\$2,220.00
3417	08/08/2022	\$398.96	57094*	08/08/2022	\$75.00	57481	08/08/2022	\$9.48
3418	08/11/2022	\$436.71	57134*	08/12/2022	\$3,889.97	57482	08/03/2022	\$5,833.33
3419	08/08/2022	\$345.97	57215*	08/04/2022	\$37.68	57483	08/05/2022	\$395.00

Operations Center

5409 NW 88th St. Ste 200, Johnston, IA 50131

PUBLIC FUNDS CHECKING-7021673 (continued)
Checks Cleared (continued)

Check Nbr	Date	Amount	Check Nbr	Date	Amount	Check Nbr	Date	Amount
57484	08/05/2022	\$3,837.30	57538	08/09/2022	\$113.89	57592	08/23/2022	\$1.08
57485	08/08/2022	\$40.00	57539	08/08/2022	\$168.46	57593	08/22/2022	\$588.41
57486	08/10/2022	\$189.86	57540	08/11/2022	\$96.00	57594	08/19/2022	\$47.00
57487	08/05/2022	\$1,194.95	57541	08/05/2022	\$795.00	57596*	08/19/2022	\$5,932.41
57488	08/15/2022	\$1,242.91	57542	08/15/2022	\$223.00	57597	08/19/2022	\$6,789.50
57489	08/08/2022	\$3,590.00	57543	08/11/2022	\$15.72	57598	08/19/2022	\$2,910.08
57490	08/12/2022	\$489.55	57544	08/19/2022	\$114.33	57599	08/23/2022	\$89.40
57491	08/09/2022	\$49.00	57545	08/09/2022	\$132.00	57600	08/22/2022	\$106.10
57492	08/10/2022	\$1,665.21	57546	08/05/2022	\$1,062.50	57601	08/26/2022	\$152.76
57493	08/08/2022	\$943.20	57547	08/05/2022	\$80.14	57602	08/22/2022	\$88.99
57494	08/08/2022	\$282.32	57548	08/09/2022	\$160.04	57603	08/25/2022	\$226.00
57495	08/08/2022	\$289.21	57549	08/05/2022	\$63.00	57604	08/22/2022	\$1,575.00
57496	08/05/2022	\$98.44	57550	08/09/2022	\$150.00	57605	08/22/2022	\$700.00
57497	08/05/2022	\$245.28	57551	08/08/2022	\$4.27	57606	08/19/2022	\$446.70
57498	08/05/2022	\$8,930.38	57552	08/31/2022	\$37.50	57607	08/19/2022	\$158.10
57499	08/05/2022	\$268,925.85	57553	08/05/2022	\$250.00	57608	08/22/2022	\$277.20
57500	08/08/2022	\$240.00	57554	08/05/2022	\$99.32	57609	08/23/2022	\$7.86
57501	08/05/2022	\$2,345.00	57555	08/25/2022	\$40.50	57610	08/19/2022	\$246.50
57502	08/08/2022	\$300.00	57556	08/16/2022	\$35.69	57611	08/23/2022	\$809.00
57503	08/04/2022	\$2,440.00	57557	08/22/2022	\$292.50	57612	08/24/2022	\$95.00
57504	08/19/2022	\$226.00	57559*	08/22/2022	\$9.00	57613	08/23/2022	\$880.00
57505	08/10/2022	\$95.00	57560	08/19/2022	\$113.99	57615*	08/22/2022	\$2,053.81
57506	08/08/2022	\$133.75	57561	08/18/2022	\$9,154.30	57616	08/22/2022	\$251.53
57507	08/10/2022	\$75,448.84	57562	08/22/2022	\$1,625.00	57617	08/19/2022	\$532.92
57508	08/08/2022	\$75.48	57563	08/23/2022	\$29.03	57618	08/25/2022	\$243.65
57509	08/09/2022	\$448.50	57564	08/22/2022	\$429.89	57619	08/25/2022	\$19.00
57511*	08/08/2022	\$543.81	57565	08/22/2022	\$625.00	57620	08/22/2022	\$220.00
57512	08/09/2022	\$2,219.79	57566	08/22/2022	\$620.00	57621	08/23/2022	\$36.89
57513	08/05/2022	\$1,711.61	57567	08/23/2022	\$300.00	57622	08/19/2022	\$200.25
57514	08/05/2022	\$457.35	57568	08/19/2022	\$536.95	57623	08/29/2022	\$38,849.33
57515	08/10/2022	\$13,874.42	57569	08/19/2022	\$6,044.48	57624	08/23/2022	\$342.88
57516	08/08/2022	\$5,620.80	57570	08/22/2022	\$1,800.00	57625	08/22/2022	\$2,572.75
57517	08/11/2022	\$1,300.00	57571	08/23/2022	\$729.57	57626	08/24/2022	\$5,000.00
57518	08/05/2022	\$2,159.00	57572	08/17/2022	\$60,418.03	57627	08/19/2022	\$55.00
57519	08/05/2022	\$2,433.17	57573	08/19/2022	\$811.54	57628	08/22/2022	\$275.00
57520	08/05/2022	\$87.00	57574	08/22/2022	\$146.67	57629	08/19/2022	\$357,990.58
57521	08/05/2022	\$125.34	57575	08/19/2022	\$499.78	57630	08/19/2022	\$89.98
57522	08/16/2022	\$51.02	57576	08/22/2022	\$1,302.59	57631	08/18/2022	\$297.50
57523	08/04/2022	\$19,000.00	57577	08/25/2022	\$134.27	57632	08/19/2022	\$4,337.00
57524	08/10/2022	\$2,000.00	57578	08/19/2022	\$2,923.01	57633	08/19/2022	\$43.75
57525	08/05/2022	\$97.96	57579	08/29/2022	\$263.26	57634	08/22/2022	\$30.00
57526	08/05/2022	\$459.16	57580	08/26/2022	\$132.18	57635	08/22/2022	\$34.35
57527	08/08/2022	\$494.99	57581	08/22/2022	\$935.55	57636	08/19/2022	\$981.00
57528	08/08/2022	\$164.11	57582	08/25/2022	\$20.00	57637	08/22/2022	\$926.00
57529	08/08/2022	\$78.21	57583	08/24/2022	\$1,415.20	57638	08/22/2022	\$11,709.13
57530	08/04/2022	\$2,233.00	57584	08/22/2022	\$210.00	57639	08/22/2022	\$311.56
57531	08/25/2022	\$72.60	57585	08/22/2022	\$49.00	57640	08/22/2022	\$61.51
57532	08/08/2022	\$72,067.39	57586	08/19/2022	\$2,665.25	57641	08/22/2022	\$13,865.51
57533	08/10/2022	\$3,000.00	57587	08/26/2022	\$216.12	57642	08/19/2022	\$345.00
57534	08/12/2022	\$4,123.37	57588	08/23/2022	\$125.00	57643	08/23/2022	\$674.08
57535	08/23/2022	\$51.61	57589	08/19/2022	\$107,585.16	57644	08/19/2022	\$137.14
57536	08/08/2022	\$3,135.64	57590	08/19/2022	\$50,801.46	57645	08/24/2022	\$721.00
57537	08/15/2022	\$2,467.00	57591	08/22/2022	\$40.14	57646	08/22/2022	\$131.00

Operations Center

5409 NW 88th St. Ste 200, Johnston, IA 50131

PUBLIC FUNDS CHECKING-7021673 (continued)
Checks Cleared (continued)

Check Nbr	Date	Amount	Check Nbr	Date	Amount	Check Nbr	Date	Amount
57647	08/18/2022	\$15,560.84	57652	08/22/2022	\$1,295.66	57657	08/19/2022	\$38.65
57648	08/15/2022	\$90,256.13	57653	08/23/2022	\$101.11	57658	08/16/2022	\$6,000,000.00
57649	08/24/2022	\$721.51	57654	08/31/2022	\$2,000.00	57659	08/15/2022	\$23.00
57650	08/23/2022	\$2,952.56	57655	08/19/2022	\$407.90	57660	08/23/2022	\$767.92
57651	08/19/2022	\$2,715.00	57656	08/23/2022	\$1,047.97			

* Indicates skipped check number

Daily Balances

Date	Amount	Date	Amount	Date	Amount
08/01/2022	\$500,000.00	08/11/2022	\$500,000.00	08/23/2022	\$500,000.00
08/02/2022	\$500,000.00	08/12/2022	\$500,000.00	08/24/2022	\$500,000.00
08/03/2022	\$500,000.00	08/15/2022	\$500,000.00	08/25/2022	\$500,000.00
08/04/2022	\$500,000.00	08/16/2022	\$500,000.00	08/26/2022	\$500,000.00
08/05/2022	\$500,000.00	08/17/2022	\$500,000.00	08/29/2022	\$500,000.00
08/08/2022	\$500,000.00	08/18/2022	\$500,000.00	08/30/2022	\$500,000.00
08/09/2022	\$500,000.00	08/19/2022	\$500,000.00	08/31/2022	\$500,212.33
08/10/2022	\$500,000.00	08/22/2022	\$500,000.00		





Overdraft and Returned Item Fees

	Total for this period	Total year-to-date
Total Overdraft Fees	\$0.00	\$0.00
Total Returned Item Fees	\$0.00	\$0.00

RETURN SERVICE REQUESTED

CITY OF WEBSTER CITY
SWEEP ACCOUNT
400 SECOND ST
PO BOX 217
WEBSTER CITY IA 50595-0217

Managing Your Accounts

	Customer Service (515)832-1133
	Telephone Banking (800)260-8419
	Mailing Address 635 1st Street Webster City, IA 50595
	Online Banking www.availa.bank



Convenience at your fingertips with Availa Bank

Mobile banking goes far beyond depositing checks. Our full range of services allows you to manage your finances anytime, anywhere. Check your balance, transfer funds between accounts, pay bills and much more, on YOUR time.

Simple, secure and available 24/7.

Visit us online at <https://www.availa.bank/> or call 800-329-8620 to learn more.



Summary of Accounts

Account Type	Account Number	Ending Balance
PUBLIC FUNDS CHECKING	7021682	\$20,484,888.10

PUBLIC FUNDS CHECKING-7021682

Account Summary

Date	Description	Amount
08/01/2022	Beginning Balance	\$26,476,480.13
	16 Credit(s) This Period	\$1,748,960.74
	8 Debit(s) This Period	\$7,740,552.77
08/31/2022	Ending Balance	\$20,484,888.10

Interest Summary

Description	Amount
Annual Percentage Yield Earned	0.85%
Interest Days	31
Interest Earned Not Paid	\$0.00
Interest Paid This Period	\$16,833.16
Interest Paid Year-to-Date	\$142,698.45
Minimum Balance	\$19,601,551.03

Deposits

Date	Description	Amount
08/01/2022	Transfer Deposit From DDA XXXXXX1673	\$55,618.14

Operations Center

5409 NW 88th St. Ste 200, Johnston, IA 50131

PUBLIC FUNDS CHECKING-7021682 (continued)
Deposits (continued)

Date	Description	Amount
08/02/2022	Transfer Deposit From DDA XXXXXX1673	\$61,376.89
08/03/2022	Transfer Deposit From DDA XXXXXX1673	\$237,959.03
08/04/2022	Transfer Deposit From DDA XXXXXX1673	\$30,231.65
08/09/2022	Transfer Deposit From DDA XXXXXX1673	\$210,065.31
08/10/2022	Transfer Deposit From DDA XXXXXX1673	\$39,323.30
08/11/2022	Transfer Deposit From DDA XXXXXX1673	\$43,571.51
08/12/2022	Transfer Deposit From DDA XXXXXX1673	\$88,110.23
08/17/2022	Transfer Deposit From DDA XXXXXX1673	\$16,481.30
08/22/2022	Transfer Deposit From DDA XXXXXX1673	\$82,886.31
08/25/2022	Transfer Deposit From DDA XXXXXX1673	\$575,846.10
08/26/2022	Transfer Deposit From DDA XXXXXX1673	\$35,232.51
08/29/2022	Transfer Deposit From DDA XXXXXX1673	\$169,052.83
08/30/2022	Transfer Deposit From DDA XXXXXX1673	\$62,629.10
08/31/2022	Transfer Deposit From DDA XXXXXX1673	\$23,743.37
08/31/2022	Accr Earning Pymt Added to Account	\$16,833.16

Other Debits

Date	Description	Amount
08/05/2022	Transfer Withdrawal To DDA XXXXXX1673	\$257,783.54
08/08/2022	Transfer Withdrawal To DDA XXXXXX1673	\$150,588.40
08/15/2022	Transfer Withdrawal To DDA XXXXXX1673	\$32,761.32
08/16/2022	Transfer Withdrawal To DDA XXXXXX1673	\$5,790,872.84
08/18/2022	Transfer Withdrawal To DDA XXXXXX1673	\$118,173.84
08/19/2022	Transfer Withdrawal To DDA XXXXXX1673	\$473,941.20
08/23/2022	Transfer Withdrawal To DDA XXXXXX1673	\$879,192.95
08/24/2022	Transfer Withdrawal To DDA XXXXXX1673	\$37,238.68





Daily Balances

Date	Amount	Date	Amount	Date	Amount
08/01/2022	\$26,532,098.27	08/05/2022	\$26,603,882.30	08/11/2022	\$26,746,254.02
08/02/2022	\$26,593,475.16	08/08/2022	\$26,453,293.90	08/12/2022	\$26,834,364.25
08/03/2022	\$26,831,434.19	08/09/2022	\$26,663,359.21	08/15/2022	\$26,801,602.93
08/04/2022	\$26,861,665.84	08/10/2022	\$26,702,682.51	08/16/2022	\$21,010,730.09

RETURN SERVICE REQUESTED

CITY OF WEBSTER CITY
WC USDA REVOLVING LOAN
400 SECOND ST
PO BOX 217
WEBSTER CITY IA 50595-0217

Managing Your Accounts

	Customer Service (515)832-1133
	Telephone Banking (800)260-8419
	Mailing Address 635 1st Street Webster City, IA 50595
	Online Banking www.availa.bank



Convenience at your fingertips with Availa Bank

Mobile banking goes far beyond depositing checks. Our full range of services allows you to manage your finances anytime, anywhere. Check your balance, transfer funds between accounts, pay bills and much more, on YOUR time.

Simple, secure and available 24/7.

Visit us online at <https://www.availa.bank/>
or call 800-329-8620 to learn more.



Summary of Accounts

Account Type	Account Number	Ending Balance
PUBLIC FUNDS CHECKING	7025498	\$227,331.83

PUBLIC FUNDS CHECKING-7025498

Account Summary

Date	Description	Amount
08/01/2022	Beginning Balance	\$224,236.20
	2 Credit(s) This Period	\$3,095.63
	0 Debit(s) This Period	\$0.00
08/31/2022	Ending Balance	\$227,331.83

Interest Summary

Description	Amount
Annual Percentage Yield Earned	0.50%
Interest Days	31
Interest Earned Not Paid	\$0.00
Interest Paid This Period	\$95.63
Interest Paid Year-to-Date	\$714.19
Minimum Balance	\$224,236.20

Deposits

Date	Description	Amount
08/31/2022	Accr Earning Pymt Added to Account	\$95.63

**City of Webster City - Receipts
AUGUST 2022**

<u>FUND</u>	<u>AMOUNT</u>
GENERAL FUND	\$267,859.55
ROAD USE TAX FUND	\$80,687.38
TIF	\$2.79
SSMID	\$0.00
SPECIAL REVENUE FUNDS	\$46,578.22
DEBT SERVICE FUND	\$18,459.79
FIDUCIARY FUNDS	\$263.04
PERMANENT FUND	\$478.80
IMPROVEMENT FUNDS	\$651,462.14
ELECTRIC UTILITY FUND	\$1,335,993.38
WATER UTILITY FUND	\$247,545.80
SEWER UTILITY FUND	<u>\$223,222.83</u>
TOTAL	<u>\$2,872,553.72</u>

August
Summary of Investments - FY23

<u>Financial Institution</u>	<u>Investment</u>	<u>Term</u>	<u>Purchase Date</u>	<u>Due Date</u>	<u>Redeem Date</u>	<u>Int Rate</u>	<u>Begin Balance</u>	<u>Purchased</u>	<u>Redeemed</u>	<u>Ending Balance</u>	<u>Month Interest</u>	<u>Interest YTD</u>
People's Credit Union	CD-3 mo-purch-Aug 2022	3 month	08/12/22	11/12/22		2.20%	-	2,000,000	-	2,000,000.00	-	
People's Credit Union	CD-6 mo-purch-Aug 2022	6 month	08/12/22	02/12/23		2.30%		2,000,000				
People's Credit Union	CD-12 mo-purch-Aug 2022	12 month	08/12/22	08/12/23		2.40%		2,000,000				
Availa Bank	Sweep Account					0.81%	-	-	-	-	16,833.16	35,116.54
Availa Bank	USDA Revolving Loan Checking					0.50%					95.63	190.03
Availa Bank	Checking Account					0.50%					212.33	424.66
							-	6,000,000.00	-	6,000,000.00	17,141.12	35,731.23

E-MAILED BANKS SHOWN BELOW TO GIVE THE CITY OPTIONS OF CD PURCHASES OF TERMS 12 MONTH OR LESS

	3 MO	6 MO	7 Mo	11 MO	12 MO
Avalia Bank					1.50%
First State Bank				2.15%	
IPAIT	NO BID				
People's Credit Union	2.20%	2.30%			2.40%
United Bank - Fort Dodge		1.15%	1.55%		1.40%
WCF Financial					2.40%





Webster City															
September 2022 Financial Report															
As of September 30, 2022															
Fund Code		Fund Name	Beginning Cash Balance	Beginning Investment Balance	Monthly Revenues	Investments Cashed	Transfers	Monthly Expenditures	Investments Purchased	Ending Cash Balance Before Adjustments	Cash Proof	Balance Sheet Adjustments	Ending Cash Balance	Ending Investment Balance	Treasurer's Ending Balance
General Fund															
100	100	General	2,272,841.66	-	197,418.26	-	-	312,484.49	1,000,000.00	1,157,775.43	1,343,222.12	(213,925.39)	943,850.04	1,000,000.00	1,943,850.04
	100A	Govern. Equip. Replacement	305,204.70	-	183.69	-	-	36,214.65	-	269,173.74	-	-	269,173.74	-	269,173.74
	100B	Govern Economic Development	1,103,049.10	-	663.87	-	-	-	1,000,000.00	103,712.97	-	-	103,712.97	1,000,000.00	1,103,712.97
	100C	Parks, Rec Public Grounds Improvements	26,485.37	-	-	-	-	-	-	26,485.37	-	-	26,485.37	-	26,485.37
		Subtotal-General Fund	3,707,580.83	-	198,265.82	-	-	348,699.14	2,000,000.00	1,557,147.51	1,343,222.12	(213,925.39)	1,343,222.12	2,000,000.00	3,343,222.12
Special Revenue Funds															
200	200	FICA - IPERS	56,311.46	-	14,832.41	-	-	19,482.89	-	51,660.98	51,660.98	-	51,660.98	-	51,660.98
201	201	Workers compensation	152,545.05	-	6,694.21	-	-	-	-	159,239.26	159,239.26	-	159,239.26	-	159,239.26
202	202	Medical/Flex Insurance	(22,438.99)	-	42,466.49	-	-	28,104.27	-	(8,076.77)	(8,076.77)	-	(8,076.77)	-	(8,076.77)
203	203	Unemployment Compensation	(4,594.35)	-	491.81	-	-	-	-	(4,102.54)	(4,102.54)	-	(4,102.54)	-	(4,102.54)
204	204	Road Use Tax	1,407,805.42	-	123,565.22	-	-	43,800.65	500,000.00	987,569.99	987,569.99	-	987,569.99	500,000.00	1,487,569.99
205	205	Airport Commission	636,972.15	-	6,668.05	-	-	12,682.40	-	630,957.80	629,220.39	(1,737.41)	629,220.39	-	629,220.39
208	208	Hotel/Motel Sales Tax	340,235.84	-	204.76	-	-	7,500.00	-	332,940.60	332,940.60	-	332,940.60	-	332,940.60
209	209	Emergency Levy Fund	2,069.96	-	3,829.03	-	-	-	-	5,898.99	5,898.99	-	5,898.99	-	5,898.99
210	210	Police/Fire Retirement Trust Fund	10,529.39	-	13,507.16	-	-	19,700.46	-	4,336.09	4,336.09	-	4,336.09	-	4,336.09
211	211	DARE Trust	117.79	-	-	-	-	-	-	117.79	117.79	-	117.79	-	117.79
212	212	Seized Property Trust	-	-	-	-	-	-	-	-	-	-	-	-	-
214	214	K9 Trust	(528.44)	-	2.00	-	-	164.59	-	(691.03)	(691.03)	-	(691.03)	-	(691.03)
216	216	Police Reserve Officers Fund	3,563.15	-	2.14	-	-	-	-	3,565.29	3,565.29	-	3,565.29	-	3,565.29
217	217	Wilson Brewer Park/Depot Foundation	1,846.85	-	-	-	-	-	-	1,846.85	1,846.85	-	1,846.85	-	1,846.85
218	218	Webster City Pride Committee	4,251.69	-	-	-	-	-	-	4,251.69	4,251.69	-	4,251.69	-	4,251.69
219	219	Kendall Young Scout Lodge	2,790.33	-	1.68	-	-	-	-	2,792.01	2,792.01	-	2,792.01	-	2,792.01
220	220	Economic Development Revolving	42,460.88	-	-	-	-	-	-	42,460.88	42,460.88	-	42,460.88	-	42,460.88
228	228	Low/Moderate Income Revolving	534,167.87	-	403.24	-	-	-	500,000.00	34,571.11	35,205.84	634.73	35,205.84	500,000.00	535,205.84
229	229	WC Commercial Rehab Rev Loan Program	143,465.90	-	86.34	-	-	-	-	143,552.24	143,647.25	95.01	143,647.25	-	143,647.25
231	231	CDBG Housing Rehab	16.90	-	-	-	-	-	-	16.90	16.90	-	16.90	-	16.90
232	232	B.L.U.E.	4,724.55	-	2.84	-	-	-	-	4,727.39	4,727.39	-	4,727.39	-	4,727.39
240	240	USDA Revolving Loan Fund	230,295.39	-	93.88	-	-	-	-	230,389.27	233,389.27	3,000.00	233,389.27	-	233,389.27
250	250	TIF - Riverview	3,415.26	-	2,878.28	-	-	-	-	6,293.54	6,293.54	-	6,293.54	-	6,293.54
251	251	TIF - HyVee	3,761.79	-	2.26	-	-	-	-	3,764.05	3,764.05	-	3,764.05	-	3,764.05
255	255	TIF - Brewer Creek Estates	746.19	-	0.45	-	-	-	-	746.64	746.64	-	746.64	-	746.64
260	260	SSMID	17,156.07	-	878.38	-	-	1,880.00	-	16,154.45	16,154.45	-	16,154.45	-	16,154.45
265	265	TIF - Struchen	-	-	-	-	-	-	-	-	-	-	-	-	-
268	268	TIF - SE Development Park Project	(20,998.39)	-	-	-	-	-	-	(20,998.39)	(20,998.39)	-	(20,998.39)	-	(20,998.39)
272	272	TIF - Mitchell Machine	84.63	-	-	-	-	-	-	84.63	84.63	-	84.63	-	84.63
281	281	TIF - Gourley Subdivision	-	-	2,629.37	-	-	-	-	2,629.37	2,629.37	-	2,629.37	-	2,629.37
282	282	TIF - SW Watermain Improvement	1.96	-	-	-	-	-	-	1.96	1.96	-	1.96	-	1.96
283	283	TIF - Town & Country (FSB)	15,156.36	-	-	-	-	-	-	15,156.36	15,156.36	-	15,156.36	-	15,156.36
284	284	TIF - Fareway Stores	7,952.24	-	-	-	-	-	-	7,952.24	7,952.24	-	7,952.24	-	7,952.24
285	285	TIF - First State Bank	14,267.36	-	-	-	-	-	-	14,267.36	14,267.36	-	14,267.36	-	14,267.36
286	286	TIF - Infinity Services LLC	50,734.94	-	-	-	-	-	-	50,734.94	50,734.94	-	50,734.94	-	50,734.94
287	287	TIF - Webster City Federal	18,188.31	-	-	-	-	-	-	18,188.31	18,188.31	-	18,188.31	-	18,188.31
288	288	TIF - Van Diest Medical Center	(2,500.00)	-	-	-	-	-	-	(2,500.00)	(2,500.00)	-	(2,500.00)	-	(2,500.00)
289	289	TIF - 2013 Medical Complex URA-KTJ (Shopko)	55,881.06	-	-	-	-	-	-	55,881.06	55,881.06	-	55,881.06	-	55,881.06
290	290	TIF - 3DK Enterprises	13,268.43	-	4,819.94	-	-	-	-	18,088.37	18,088.37	-	18,088.37	-	18,088.37
291	291	TIF - 2016 Industrial - WC Custom Meats	(896.55)	-	-	-	-	-	-	(896.55)	(896.55)	-	(896.55)	-	(896.55)
292	292	TIF - Mary Ann's	-	-	-	-	-	-	-	-	-	-	-	-	-
293	293	TIF - Tasler's	(1,500.00)	-	-	-	-	-	-	(1,500.00)	(1,500.00)	-	(1,500.00)	-	(1,500.00)
294	294	TIF - Ridge Development	7,577.85	-	5,926.73	-	-	-	-	13,504.58	13,504.58	-	13,504.58	-	13,504.58
295	295	TIF - Gary & Brenda Fox	2,303.62	-	-	-	-	-	-	2,303.62	2,303.62	-	2,303.62	-	2,303.62
296	296	TIF - Kenyon Hill Ridge	31,242.14	-	-	-	-	-	-	31,242.14	31,242.14	-	31,242.14	-	31,242.14
		Subtotal - Special Revenue Funds	3,762,452.06	-	229,986.67	-	-	133,315.26	1,000,000.00	2,859,123.47	2,861,115.80	1,992.33	2,861,115.80	1,000,000.00	3,861,115.80
Debt Service Fund															
300	300	Debt Service	253,378.24	-	54,106.01	-	-	9,154.30	-	298,329.95	298,329.95	-	298,329.95	-	298,329.95
		Subtotal - Debt Service Fund	253,378.24	-	54,106.01	-	-	9,154.30	-	298,329.95	298,329.95	-	298,329.95	-	298,329.95
Fiduciary & Agency Funds															
400	400	Joe E. Barr Trust	1,599.05	-	-	-	-	-	-	1,599.05	1,599.05	-	1,599.05	-	1,599.05
401	401	Edgar Foster Trust	1,885.10	-	-	-	-	-	-	1,885.10	1,885.10	-	1,885.10	-	1,885.10
402	402	Calvary Cemetery Trust	5,112.28	-	-	-	-	-	-	5,112.28	5,112.28	-	5,112.28	-	5,112.28
403	403	Zella Silvers Trust	2,906.67	-	-	-	-	-	-	2,906.67	2,906.67	-	2,906.67	-	2,906.67
411	411	Mulberry Church	16,470.53	-	55.91	-	-	-	-	16,526.44	16,526.44	-	16,526.44	-	16,526.44
412	412	Youth Advisory	160.00	-	-	-	-	-	-	160.00	160.00	-	160.00	-	160.00
430	430	RAGBRAI	5,158.40	-	-	-	-	-	-	5,158.40	5,158.40	-	5,158.40	-	5,158.40
		Subtotal - Fiduciary & Agency Funds	33,292.03	-	55.91	-	-	-	-	33,347.94	33,347.94	-	33,347.94	-	33,347.94

Webster City															
September 2022 Financial Report															
As of September 30, 2022															
Fund Code	Fund Name	Beginning Cash Balance	Beginning Investment Balance	Monthly Revenues	Investments Cashed	Transfers	Monthly Expenditures	Investments Purchased	Ending Cash Balance Before Adjustments	Cash Proof	Balance Sheet Adjustments	Ending Cash Balance	Ending Investment Balance	Treasurer's Ending Balance	
Permanent Fund															
404	404 Perpetual Care Trust (Non-exp.)	456,816.53	-	478.80	-	-	-	-	457,295.33	457,295.33	-	457,295.33	-	457,295.33	
	Subtotal - Permanent Fund	456,816.53	-	478.80	-	-	-	-	457,295.33	457,295.33	-	457,295.33	-	457,295.33	
Capital Project Funds															
500	500 Capital Improvement Reserve	1,011,762.08	2,000,000.00	127,530.77	-	-	-	-	1,139,292.85	1,139,292.85	-	1,139,292.85	2,000,000.00	3,139,292.85	
501	501 American Rescue Plan	1,147,707.58	-	690.73	-	-	-	-	1,148,398.31	1,148,398.31	-	1,148,398.31	-	1,148,398.31	
502	502 Brewer Creek Estates	179.33	-	0.11	-	-	-	-	179.44	179.44	-	179.44	-	179.44	
503	503 Boone River Trail	-	-	-	-	-	-	-	-	-	-	-	-	-	
504	504 Second Street Reconstruction	(515,523.69)	-	-	-	-	-	-	(515,523.69)	(515,523.69)	-	(515,523.69)	-	(515,523.69)	
506	506 Sidewalk Improvement Fund	46,537.87	-	28.01	-	-	-	-	46,565.88	46,565.88	-	46,565.88	-	46,565.88	
525	525 Annual Street Maintenance	177,217.59	-	-	-	-	292,618.65	-	(115,401.06)	(115,401.06)	-	(115,401.06)	-	(115,401.06)	
527	527 Public Railroad Crossings	149.30	-	-	-	-	-	-	149.30	149.30	-	149.30	-	149.30	
528	528 Bridge Improvements	42,733.86	-	-	-	-	-	-	42,733.86	42,733.86	-	42,733.86	-	42,733.86	
531	531 E Second St Sidewalk/Street Improvements	-	-	-	-	-	-	-	-	-	-	-	-	-	
532	532 James Street (Old Hwy 20) Project	-	-	-	-	-	-	-	-	-	-	-	-	-	
533	533 Superior Street Sidewalk	-	-	-	-	-	-	-	-	-	-	-	-	-	
534	534 Wilson-Brewer Park Improvement Project	(2,572.75)	-	-	-	-	1,161.08	-	(3,733.83)	(3,733.83)	-	(3,733.83)	-	(3,733.83)	
535	535 W Twin Park Shelter Project	-	-	-	-	-	-	-	-	-	-	-	-	-	
536	536 2020 2nd Street Reconstruction	1,630,139.48	-	-	-	-	78,431.14	-	1,551,708.34	1,551,708.34	-	1,551,708.34	-	1,551,708.34	
537	537 E Twin Improvements	-	-	-	-	-	37,062.00	-	(37,062.00)	(37,062.00)	-	(37,062.00)	-	(37,062.00)	
	Subtotal - Capital Project Funds	3,538,330.65	2,000,000.00	128,249.62	-	-	409,272.87	-	3,257,307.40	3,257,307.40	-	3,257,307.40	2,000,000.00	5,257,307.40	
Enterprise Funds															
601	601 Electric Utility	(56,727.40)	-	1,180,745.77	-	-	996,068.46	-	127,949.91	3,035,375.08	816,006.41	943,956.32	-	943,956.32	
601D	601D Electric Improvement Reserve	2,823,629.49	1,000,000.00	-	-	-	-	2,000,000.00	823,629.49	-	-	823,629.49	3,000,000.00	3,823,629.49	
601E	601E Project Share Donations	14,863.53	-	(1,896.00)	-	-	-	-	12,967.53	-	-	12,967.53	-	12,967.53	
601F	601F Green City Energy Donations	2,853.00	-	10.00	-	-	-	-	2,863.00	-	-	2,863.00	-	2,863.00	
601G	601G Green City Energy Donations - Pleasant	510.00	-	-	-	-	-	-	510.00	-	-	510.00	-	510.00	
601M	601M Electric Equipment Replacement	631,992.26	-	380.36	-	-	10,486.00	-	621,886.62	-					

RETURN SERVICE REQUESTED

CITY OF WEBSTER CITY
PO BOX 217
WEBSTER CITY IA 50595-0217

Managing Your Accounts

	Customer Service (515)832-1133
	Telephone Banking (800)260-8419
	Mailing Address 635 1st Street Webster City, IA 50595
	Online Banking www.availa.bank

Summary of Accounts

Account Type	Account Number	Ending Balance
PUBLIC FUNDS CHECKING	7021673	\$500,205.48

PUBLIC FUNDS CHECKING-7021673

Account Summary

Date	Description	Amount
09/01/2022	Beginning Balance	\$500,212.33
	113 Credit(s) This Period	\$9,643,816.98
	307 Debit(s) This Period	\$9,643,823.83
09/30/2022	Ending Balance	\$500,205.48

Interest Summary

Description	Amount
Annual Percentage Yield Earned	0.50%
Interest Days	30
Interest Earned Not Paid	\$0.00
Interest Paid This Period	\$205.48
Interest Paid Year-to-Date	\$1,870.91
Minimum Balance	\$500,000.00

Deposits

Date	Description	Amount
09/01/2022	Deposit	\$18,952.78
09/01/2022	Transfer Deposit From DDA XXXXXX1682	\$105,595.15
09/02/2022	Deposit	\$24,436.78
09/02/2022	Transfer Deposit From DDA XXXXXX1682	\$19,639.22
09/06/2022	Deposit	\$59,883.20
09/07/2022	Deposit	\$83,255.59
09/09/2022	Deposit	\$56,588.43
09/09/2022	Deposit	\$84,152.33
09/12/2022	Deposit	\$195,978.96
09/12/2022	Transfer Deposit From DDA XXXXXX1682	\$6,248,008.70
09/13/2022	Deposit	\$23,420.19
09/13/2022	Transfer Deposit From DDA XXXXXX1682	\$36,063.55
09/14/2022	Transfer Deposit From DDA XXXXXX1682	\$7,363.87
09/15/2022	Deposit	\$279.80
09/15/2022	Deposit	\$18,390.91
09/15/2022	Deposit	\$23,067.01
09/16/2022	Transfer Deposit From DDA XXXXXX1682	\$76,197.58
09/19/2022	Deposit	\$235.52

Operations Center

5409 NW 88th St. Ste 200, Johnston, IA 50131

PUBLIC FUNDS CHECKING-7021673 (continued)
Deposits (continued)

Date	Description	Amount
09/19/2022	Deposit	\$56,599.21
09/19/2022	Deposit	\$96,462.08
09/20/2022	Deposit	\$50,310.90
09/20/2022	Deposit	\$169.97
09/21/2022	Deposit	\$24,565.28
09/22/2022	Transfer Deposit From DDA XXXXXX1682	\$761,415.08
09/23/2022	Deposit	\$16,178.00
09/23/2022	Deposit	\$10,360.34
09/23/2022	Transfer Deposit From DDA XXXXXX1682	\$164,601.44
09/26/2022	Deposit	\$41,528.11
09/26/2022	Transfer Deposit From DDA XXXXXX1682	\$74,040.11
09/27/2022	Deposit	\$27,504.30
09/27/2022	Transfer Deposit From DDA XXXXXX1682	\$23,767.45
09/29/2022	Transfer Deposit From DDA XXXXXX1682	\$115,185.42
09/30/2022	Deposit	\$10,009.71
09/30/2022	Deposit	\$12,316.20
09/30/2022	Deposit	\$7,782.78
09/30/2022	Deposit	\$142.99
09/30/2022	Accr Earning Pymt Added to Account	\$205.48

Electronic Credits

Date	Description	Amount
09/01/2022	ACH Deposit CITY OF WEBSTER LMI Loan CHECKING * * * 1673	\$144.03
09/01/2022	ACH Deposit PAYMENTECH DEPOSIT Webster City Govt	\$42.90
09/01/2022	ACH Deposit PAYMENTECH DEPOSIT CITY OF WEBSTER CITY	\$3,786.10
09/02/2022	ACH Deposit GRAND TRUNK WEST PAYMENT CITY OF WEBSTER CIT	\$1,081.72
09/02/2022	ACH Deposit PAYMENTECH DEPOSIT CITY OF WEBSTER CITY	\$3,078.46
09/02/2022	ACH Deposit THRIFTY WHITE DIRECT PAY City Of Webster Cit	\$695.34
09/06/2022	ACH Deposit PAYMENTECH DEPOSIT Webster City Govt	\$90.95
09/06/2022	ACH Deposit PAYMENTECH DEPOSIT CITY OF WEBSTER CITY	\$1,911.31
09/06/2022	ACH Deposit PAYMENTECH DEPOSIT Webster Service Fee	\$2.50
09/06/2022	ACH Deposit PAYMENTECH DEPOSIT CITY OF WEBSTER CITY	\$872.28
09/06/2022	ACH Deposit PAYMENTECH DEPOSIT CITY OF WEBSTER CITY	\$6,533.21
09/06/2022	ACH Deposit PAYMENTECH DEPOSIT Webster City Govt	\$37.50
09/06/2022	ACH Deposit PAYMENTECH DEPOSIT CITY OF WEBSTER CITY	\$1,414.37
09/07/2022	ACH Deposit CAPTURIS BILL PAY CITY OF WEBSTER	\$935.84
09/07/2022	ACH Deposit Kwik Trip, Inc. EDI PYMNTS WEBSTER CITY	\$12,459.48

Operations Center

5409 NW 88th St. Ste 200, Johnston, IA 50131

PUBLIC FUNDS CHECKING-7021673 (continued)
Electronic Credits (continued)

Date	Description	Amount
09/07/2022	ACH Deposit PAYMENTECH DEPOSIT CITY OF WEBSTER CITY	\$1,254.59
09/08/2022	ACH Deposit FIRST STATE BANK CASH TRANS CITY OF WEBSTER	\$20.83
09/08/2022	ACH Deposit PAYMENTECH DEPOSIT CITY OF WEBSTER CITY	\$4,459.07
09/08/2022	ACH Deposit PAYMENTECH DEPOSIT Webster City Govt	\$140.00
09/09/2022	ACH Deposit Corn Belt Power AP CITY OF WEBSTER CITY	\$290.04
09/09/2022	ACH Deposit PAYMENTECH DEPOSIT CITY OF WEBSTER CITY	\$4,572.34
09/09/2022	ACH Deposit PAYMENTECH DEPOSIT Webster City Govt	\$55.00
09/09/2022	ACH Deposit PAYMENTECH DEPOSIT Webster Service Fee	\$1.51
09/09/2022	ACH Deposit ST OF IA-E.F.T. E.F.T. WEBSTER CITY CITY OF	\$96.20
09/09/2022	ACH Deposit ST OF IA-E.F.T. E.F.T. WEBSTER CITY CITY OF	\$96.01
09/09/2022	ACH Deposit THE HANOR CO WI PAYABLES CITY OF WEBSTER CIT	\$1,069.02
09/09/2022	ACH Deposit VanDiest Med Ctr InvoicePmt CITY OF WEBSTER	\$19.00
09/09/2022	ACH Deposit Webster City UTILITY CITY OF WEBSTER CITY U	\$152,628.51
09/12/2022	ACH Deposit PAYMENTECH DEPOSIT CITY OF WEBSTER CITY	\$3,553.82
09/13/2022	ACH Deposit PAYMENTECH DEPOSIT CITY OF WEBSTER CITY	\$14,340.67
09/13/2022	ACH Deposit PAYMENTECH DEPOSIT CITY OF WEBSTER CITY	\$734.65
09/13/2022	ACH Deposit PAYMENTECH DEPOSIT CITY OF WEBSTER CITY	\$493.97
09/13/2022	ACH Deposit ST OF IA-E.F.T. E.F.T. WEBSTER CITY CITY OF	\$1,235.00
09/14/2022	ACH Deposit MEMBERS TRUST CO DEPOSIT CITY OF WEBSTER CIT	\$9,154.30
09/14/2022	ACH Deposit PAYMENTECH DEPOSIT CITY OF WEBSTER CITY	\$6,138.31
09/14/2022	ACH Deposit PAYMENTECH DEPOSIT Webster Service Fee	\$0.77
09/14/2022	ACH Deposit PAYMENTECH DEPOSIT Webster City Govt	\$33.50
09/15/2022	ACH Deposit CAPTURIS BILL PAY CITY OF WEBSTER	\$17,084.78
09/15/2022	ACH Deposit HAMILTON COUNTY Treas Ord Webster City Corp.	\$269,960.19
09/15/2022	ACH Deposit MARY ANNS SPECIA WC USDA CITY OF WEBSTER CIT	\$8,403.36
09/15/2022	ACH Deposit PAYMENTECH DEPOSIT CITY OF WEBSTER CITY	\$3,106.82
09/15/2022	ACH Deposit PAYMENTECH DEPOSIT Webster City Govt	\$43.50
09/15/2022	ACH Deposit ST OF IA-E.F.T. E.F.T. WEBSTER CITY CITY OF	\$51,418.24
09/16/2022	ACH Deposit PAYMENTECH DEPOSIT CITY OF WEBSTER CITY	\$3,558.09

Operations Center

5409 NW 88th St. Ste 200, Johnston, IA 50131

PUBLIC FUNDS CHECKING-7021673 (continued)
Electronic Credits (continued)

Date	Description	Amount
09/19/2022	ACH Deposit PAYMENTECH DEPOSIT CITY OF WEBSTER CITY	\$4,676.64
09/20/2022	ACH Deposit Corn Belt Power AP CITY OF WEBSTER CITY	\$90,256.13
09/20/2022	ACH Deposit PAYMENTECH DEPOSIT CITY OF WEBSTER CITY	\$7,444.17
09/20/2022	ACH Deposit PAYMENTECH DEPOSIT Webster Service Fee	\$1.51
09/20/2022	ACH Deposit PAYMENTECH DEPOSIT Webster City Govt	\$55.00
09/20/2022	ACH Deposit PAYMENTECH DEPOSIT CITY OF WEBSTER CITY	\$1,707.36
09/20/2022	ACH Deposit PAYMENTECH DEPOSIT CITY OF WEBSTER CITY	\$1,637.95
09/20/2022	ACH Deposit ST OF IA-E.F.T. E.F.T. WEBSTER CITY CITY OF	\$122,717.96
09/20/2022	ACH Deposit Webster City UTILITY CITY OF WEBSTER CITY U	\$72,986.41
09/21/2022	ACH Deposit PAYMENTECH DEPOSIT CITY OF WEBSTER CITY	\$5,319.64
09/22/2022	ACH Deposit PAYMENTECH DEPOSIT CITY OF WEBSTER CITY	\$5,178.31
09/23/2022	ACH Deposit FAREWAY STORES ACH CITY OF WEBSTER CITY U	\$10,775.69
09/23/2022	ACH Deposit PAYMENTECH DEPOSIT CITY OF WEBSTER CITY	\$2,428.24
09/23/2022	ACH Deposit PAYMENTECH DEPOSIT Webster City Govt	\$11.00
09/26/2022	ACH Deposit Corn Belt Power AP CITY OF WEBSTER CITY	\$175.00
09/26/2022	ACH Deposit PAYMENTECH DEPOSIT CITY OF WEBSTER CITY	\$3,611.50
09/26/2022	ACH Deposit PAYMENTECH DEPOSIT Webster City Govt	\$5.50
09/26/2022	ACH Deposit VanDiest Med Ctr InvoicePmt CITY OF WEBSTER	\$34,132.58
09/27/2022	ACH Deposit PAYMENTECH DEPOSIT CITY OF WEBSTER CITY	\$4,317.42
09/27/2022	ACH Deposit PAYMENTECH DEPOSIT Webster City Govt	\$66.00
09/27/2022	ACH Deposit PAYMENTECH DEPOSIT Webster Service Fee	\$1.51
09/27/2022	ACH Deposit PAYMENTECH DEPOSIT CITY OF WEBSTER CITY	\$333.18
09/28/2022	ACH Deposit FCSAMERICA FCSA AFCSA EXP CITY OF WEBSTER CI	\$1,354.18
09/28/2022	ACH Deposit GRAND TRUNK WEST PAYMENT CITY OF WEBSTER CIT	\$832.53
09/28/2022	ACH Deposit PAYMENTECH DEPOSIT CITY OF WEBSTER CITY	\$22,875.45
09/29/2022	ACH Deposit PAYMENTECH DEPOSIT CITY OF WEBSTER CITY	\$1,183.88
09/29/2022	ACH Deposit ST OF IA-E.F.T. E.F.T. WEBSTER CITY CITY OF	\$74,522.55
09/29/2022	ACH Deposit VanDiest Med Ctr InvoicePmt CITY OF WEBSTER	\$11,403.36
09/30/2022	ACH Deposit PAYMENTECH DEPOSIT CITY OF WEBSTER CITY	\$2,014.43

Operations Center

5409 NW 88th St. Ste 200, Johnston, IA 50131

PUBLIC FUNDS CHECKING-7021673 (continued)
Electronic Credits (continued)

Date	Description	Amount
09/30/2022	ACH Deposit PAYMENTECH DEPOSIT Webster Service Fee	\$0.61
09/30/2022	ACH Deposit PAYMENTECH DEPOSIT Webster City Govt	\$22.00
09/30/2022	ACH Deposit THE HANOR CO WI PAYABLES CITY OF WEBSTER CIT	\$66.79

Electronic Debits

Date	Description	Amount
09/01/2022	ACH Payment RUAN, INCORPORAT PAYMENTS CITY OF WEBSTER CI	\$1,230.61
09/01/2022	ACH Payment Webster City PAYROLL CITY OF WEBSTER CITY	\$127,502.68
09/02/2022	ACH Payment IRS USATAXPYMT CITY OF WEBSTER CITY	\$38,758.85
09/06/2022	ACH Payment IA CHILD SUPPORT CHILD SUPP CITY OF WEBSTER	\$624.90
09/06/2022	ACH Payment IA DEPT OF REV IA REV PAY WEBSTER CITY CITY	\$7,488.00
09/06/2022	ACH Payment PAYMENTECH FEE Webster City Govt	\$30.52
09/06/2022	ACH Payment PAYMENTECH FEE Webster Service Fee	\$30.14
09/06/2022	ACH Payment Xpress Bill Pay Billing Webster City	\$696.76
09/09/2022	ACH Payment IA DEPT OF REV IA REV PAY WEBSTER CITY CITY	\$12,244.97
09/09/2022	ACH Payment IA DEPT OF REV IA REV PAY WEBSTER CITY CITY	\$28,920.34
09/12/2022	ACH Payment IPAIT IPAIT City of Webster City	\$6,000,000.00
09/15/2022	ACH Payment Webster City PAYROLL CITY OF WEBSTER CITY	\$129,483.17
09/19/2022	ACH Payment IRS USATAXPYMT CITY OF WEBSTER CITY	\$39,495.58
09/19/2022	ACH Payment USDA RD RUS PAYMENT WEBSTER CITY, CITY	\$16,806.72
09/20/2022	ACH Payment CITY OF WEBSTER USDA TRANS CHECKING * * * 1673	\$3,000.00
09/20/2022	ACH Payment IA CHILD SUPPORT CHILD SUPP CITY OF WEBSTER	\$624.90
09/22/2022	ACH Payment NIMECA WC PwrBill Webster City	\$752,294.71
09/28/2022	ACH Payment DELUXE BUS SYS. BUS PRODS RACHEL CITY	\$133.17
09/29/2022	ACH Payment NIMECA Webster Ci Webster City	\$16,180.00
09/29/2022	ACH Payment Webster City PAYROLL CITY OF WEBSTER CITY	\$133,347.93

Other Debits

Date	Description	Amount
09/06/2022	Transfer Withdrawal To DDA XXXXXX1682	\$61,604.61
09/07/2022	Transfer Withdrawal To DDA XXXXXX1682	\$96,663.30

Operations Center

5409 NW 88th St. Ste 200, Johnston, IA 50131

PUBLIC FUNDS CHECKING-7021673 (continued)
Other Debits (continued)

Date	Description	Amount
09/08/2022	Deposit Item Ret CHARGE BACK CK-NSF-ECM	\$758.95
09/08/2022	Deposit Item Ret CHARGE BACK CK-NSF-ECM	\$267.71
09/08/2022	Transfer Withdrawal To DDA XXXXXX1682	\$2,840.94
09/08/2022	Dep Item Ret Chrg	\$10.00
09/09/2022	Deposit Item Ret CHARGE BACK CK-NSF-ECM	\$355.65
09/09/2022	Transfer Withdrawal To DDA XXXXXX1682	\$161,920.62
09/12/2022	Dep Item Rtn ACH WC UTILITY RICHARDSON, DENNIS- NSF	\$279.80
09/12/2022	Dep Item Ret Chrg	\$5.00
09/13/2022	Dep Item Rtn ACH WC UTILITY HUMBLE, ANN- NSF	\$235.52
09/13/2022	Dep Item Rtn ACH WC UTILITY BROWNFIELD, MAXINE-DECEASED	\$169.97
09/13/2022	Dep Item Ret Chrg	\$10.00
09/15/2022	Transfer Withdrawal To DDA XXXXXX1682	\$256,558.88
09/19/2022	Transfer Withdrawal To DDA XXXXXX1682	\$94,361.46
09/20/2022	Transfer Withdrawal To DDA XXXXXX1682	\$341,982.31
09/21/2022	Dep Item Rtn ACH Webster City UTILITY ZUETLAU, JAEGER	\$142.99
09/21/2022	Deposit Item Ret CHARGE BACK CK-NSF-ECM	\$482.78
09/21/2022	Transfer Withdrawal To DDA XXXXXX1682	\$28,922.72
09/21/2022	Dep Item Ret Chrg	\$5.00
09/21/2022	Dep Item Ret Chrg	\$5.00
09/22/2022	Dep Item Rtn ACH Webster City mds EVANS, WILLIAM	\$113.98
09/22/2022	Dep Item Rtn ACH Webster City UTILITY HOBERT, BEN & AMANDA	\$212.19
09/22/2022	Dep Item Ret Chrg	\$10.00
09/28/2022	Transfer Withdrawal To DDA XXXXXX1682	\$2,959.09
09/30/2022	Transfer Withdrawal To DDA XXXXXX1682	\$31,999.51

Checks Cleared

Check Nbr	Date	Amount	Check Nbr	Date	Amount	Check Nbr	Date	Amount
3289	09/19/2022	\$17.23	3464	09/13/2022	\$99.60	3477	09/07/2022	\$77.57
3407*	09/08/2022	\$559.19	3466*	09/09/2022	\$68.91	3478	09/07/2022	\$165.73
3430*	09/19/2022	\$17.23	3467	09/08/2022	\$55.41	3479	09/28/2022	\$66.03
3434*	09/14/2022	\$760.27	3468	09/07/2022	\$55.41	3480	09/06/2022	\$201.48
3439*	09/26/2022	\$268.67	3469	09/29/2022	\$312.28	3481	09/09/2022	\$950.00
3457*	09/07/2022	\$227.64	3470	09/08/2022	\$94.20	3482	09/08/2022	\$33.50
3458	09/15/2022	\$184.70	3471	09/27/2022	\$121.91	3483	09/07/2022	\$175.00
3459	09/19/2022	\$17.23	3472	09/09/2022	\$367.26	3484	09/19/2022	\$34.46
3460	09/15/2022	\$73.88	3473	09/13/2022	\$189.39	3485	09/28/2022	\$18.47
3461	09/07/2022	\$289.43	3474	09/14/2022	\$158.69	3486	09/19/2022	\$192.95
3462	09/12/2022	\$92.35	3475	09/07/2022	\$251.42	3487	09/23/2022	\$73.88
3463	09/06/2022	\$68.91	3476	09/28/2022	\$149.61	3488	09/20/2022	\$51.68

Operations Center

5409 NW 88th St. Ste 200, Johnston, IA 50131

PUBLIC FUNDS CHECKING-7021673 (continued)
Checks Cleared (continued)

Check Nbr	Date	Amount	Check Nbr	Date	Amount	Check Nbr	Date	Amount
3491*	09/23/2022	\$92.35	57700	09/13/2022	\$210.00	57757*	09/13/2022	\$6,068.61
3494*	09/19/2022	\$148.24	57701	09/16/2022	\$2,404.50	57758	09/13/2022	\$269.99
3495	09/26/2022	\$67.87	57702	09/13/2022	\$370.03	57759	09/12/2022	\$45.00
3496	09/20/2022	\$110.82	57703	09/14/2022	\$277.61	57760	09/28/2022	\$4,006.67
3497	09/19/2022	\$120.91	57704	09/13/2022	\$77.81	57762*	09/12/2022	\$11,410.48
3498	09/23/2022	\$33.50	57705	09/14/2022	\$50.00	57763	09/13/2022	\$5,352.20
3499	09/22/2022	\$175.00	57706	09/20/2022	\$591.70	57764	09/13/2022	\$128.43
3500	09/26/2022	\$950.00	57707	09/12/2022	\$75.00	57765	09/14/2022	\$169.88
56532*	09/21/2022	\$126.43	57708	09/12/2022	\$13,977.20	57766	09/16/2022	\$280.00
57357*	09/20/2022	\$28.48	57709	09/12/2022	\$285,639.66	57767	09/14/2022	\$68.41
57406*	09/29/2022	\$1,000.00	57710	09/12/2022	\$1,722.54	57768	09/13/2022	\$349.08
57510*	09/15/2022	\$38.40	57711	09/13/2022	\$240.00	57769	09/16/2022	\$253.00
57558*	09/23/2022	\$19.95	57712	09/13/2022	\$2,380.00	57771*	09/14/2022	\$624.00
57595*	09/02/2022	\$8,872.67	57713	09/12/2022	\$164.00	57772	09/12/2022	\$48.30
57614*	09/02/2022	\$1,300.00	57714	09/12/2022	\$2,440.00	57773	09/09/2022	\$311.45
57661*	09/12/2022	\$199.92	57715	09/12/2022	\$130.00	57774	09/19/2022	\$42.00
57662	09/19/2022	\$1,755.18	57716	09/15/2022	\$226.00	57776*	09/15/2022	\$42.59
57663	09/19/2022	\$40.50	57717	09/12/2022	\$556.20	57777	09/12/2022	\$26,526.00
57664	09/13/2022	\$462.64	57719*	09/12/2022	\$806.40	57778	09/13/2022	\$272.00
57665	09/19/2022	\$298.63	57720	09/14/2022	\$129.05	57779	09/12/2022	\$4,750.00
57666	09/13/2022	\$148.05	57721	09/12/2022	\$89.09	57780	09/15/2022	\$160.04
57667	09/09/2022	\$9,154.30	57722	09/16/2022	\$5.45	57781	09/12/2022	\$1,596.40
57668	09/14/2022	\$8,605.26	57723	09/12/2022	\$2,122.02	57783*	09/13/2022	\$183.82
57669	09/13/2022	\$31,266.50	57724	09/13/2022	\$4,056.82	57784	09/13/2022	\$1,359.60
57670	09/13/2022	\$1,008.05	57725	09/13/2022	\$7.86	57785	09/13/2022	\$4,551.00
57671	09/12/2022	\$46,968.09	57726	09/13/2022	\$180.51	57786	09/20/2022	\$463.47
57672	09/14/2022	\$4,222.60	57727	09/13/2022	\$422.65	57787	09/13/2022	\$407.90
57673	09/12/2022	\$1,743.92	57728	09/19/2022	\$149.26	57788	09/12/2022	\$51.72
57674	09/14/2022	\$5,832.02	57729	09/12/2022	\$8,218.84	57789	09/16/2022	\$52,485.00
57675	09/13/2022	\$58.21	57730	09/12/2022	\$200.00	57790	09/16/2022	\$23,973.00
57676	09/12/2022	\$334.00	57731	09/12/2022	\$11,944.80	57791	09/23/2022	\$10,486.00
57677	09/13/2022	\$734.42	57732	09/14/2022	\$1,300.00	57792	09/26/2022	\$121.65
57678	09/13/2022	\$582.39	57733	09/13/2022	\$227.28	57794*	09/28/2022	\$1,823.04
57679	09/12/2022	\$7,496.27	57734	09/23/2022	\$31.71	57795	09/29/2022	\$33.75
57680	09/09/2022	\$66,274.89	57735	09/12/2022	\$658.40	57796	09/23/2022	\$1,202.50
57681	09/12/2022	\$300.00	57736	09/16/2022	\$237.75	57797	09/26/2022	\$664.00
57682	09/13/2022	\$165.98	57737	09/12/2022	\$4,596.33	57798	09/26/2022	\$23.13
57683	09/12/2022	\$40.00	57738	09/12/2022	\$454.82	57799	09/26/2022	\$1,925.00
57684	09/20/2022	\$100.00	57739	09/14/2022	\$42.96	57803*	09/26/2022	\$115.79
57685	09/13/2022	\$266.98	57740	09/12/2022	\$412.12	57804	09/27/2022	\$35,895.00
57686	09/12/2022	\$1,942.50	57741	09/13/2022	\$4,645.00	57805	09/26/2022	\$785.40
57687	09/19/2022	\$371.87	57742	09/09/2022	\$19,000.00	57806	09/22/2022	\$450.00
57688	09/16/2022	\$116.97	57743	09/15/2022	\$2,000.00	57807	09/28/2022	\$574.65
57689	09/13/2022	\$5,103.00	57744	09/19/2022	\$4,104.00	57809*	09/26/2022	\$984.25
57690	09/15/2022	\$2,986.95	57745	09/13/2022	\$12.65	57810	09/27/2022	\$620.27
57691	09/20/2022	\$154.00	57746	09/12/2022	\$474.60	57811	09/23/2022	\$6,328.92
57692	09/12/2022	\$50.00	57747	09/13/2022	\$1,660.42	57812	09/28/2022	\$6.64
57693	09/12/2022	\$2,601.96	57748	09/13/2022	\$178.48	57813	09/23/2022	\$378.00
57694	09/13/2022	\$23.10	57750*	09/14/2022	\$450.00	57814	09/23/2022	\$4,949.04
57695	09/12/2022	\$156.46	57751	09/13/2022	\$1,259.95	57815	09/26/2022	\$148.00
57696	09/12/2022	\$5,296.19	57752	09/13/2022	\$250.00	57816	09/22/2022	\$101.25
57698*	09/12/2022	\$426.00	57754*	09/13/2022	\$642.14	57817	09/27/2022	\$75.00
57699	09/12/2022	\$226.72	57755	09/12/2022	\$272.38	57818	09/27/2022	\$293.17

Operations Center

5409 NW 88th St. Ste 200, Johnston, IA 50131

PUBLIC FUNDS CHECKING-7021673 (continued)
Checks Cleared (continued)

Check Nbr	Date	Amount	Check Nbr	Date	Amount	Check Nbr	Date	Amount
57819	09/23/2022	\$2,656.58	57846	09/26/2022	\$2,089.84	57868	09/27/2022	\$3,757.88
57821*	09/27/2022	\$132.18	57847	09/23/2022	\$203.20	57870*	09/26/2022	\$2,549.00
57823*	09/28/2022	\$250.00	57848	09/26/2022	\$620.46	57871	09/27/2022	\$114.27
57824	09/26/2022	\$20.93	57849	09/27/2022	\$1,300.00	57872	09/21/2022	\$200.00
57825	09/27/2022	\$75.00	57850	09/23/2022	\$454.01	57873	09/28/2022	\$900.00
57826	09/26/2022	\$175.00	57851	09/23/2022	\$1,716.96	57874	09/28/2022	\$14,003.79
57828*	09/23/2022	\$781.17	57852	09/23/2022	\$888.62	57875	09/26/2022	\$345.00
57829	09/27/2022	\$50.00	57853	09/27/2022	\$350.91	57876	09/26/2022	\$1,340.49
57830	09/26/2022	\$7,900.00	57854	09/27/2022	\$1,277.06	57877	09/26/2022	\$1,319.44
57831	09/26/2022	\$706.20	57855	09/26/2022	\$463.74	57878	09/23/2022	\$104.56
57832	09/27/2022	\$1,855.38	57856	09/27/2022	\$3,263.00	57879	09/29/2022	\$7,500.00
57833	09/26/2022	\$20.94	57857	09/20/2022	\$180.00	57880	09/22/2022	\$12,736.26
57834	09/28/2022	\$171.00	57858	09/26/2022	\$182.99	57882*	09/23/2022	\$90,256.13
57835	09/23/2022	\$135.82	57859	09/27/2022	\$364.37	57883	09/26/2022	\$497.37
57836	09/23/2022	\$22.00	57860	09/26/2022	\$749.74	57884	09/27/2022	\$5,872.29
57838*	09/27/2022	\$224.17	57861	09/27/2022	\$47.00	57886*	09/26/2022	\$225.00
57839	09/23/2022	\$2,341.10	57862	09/26/2022	\$686.33	57887	09/26/2022	\$47.52
57840	09/26/2022	\$14,635.31	57863	09/23/2022	\$78,431.14	57888	09/26/2022	\$2,105.00
57841	09/30/2022	\$226.00	57864	09/27/2022	\$301.00	57889	09/29/2022	\$38,805.00
57842	09/29/2022	\$5,116.25	57865	09/26/2022	\$124.00	57890	09/26/2022	\$23.00
57843	09/23/2022	\$158.10	57866	09/22/2022	\$500.00	57891	09/26/2022	\$110,611.74
57845*	09/23/2022	\$1,583.47	57867	09/23/2022	\$1,026.00	57893*	09/30/2022	\$130.00

* Indicates skipped check number

Daily Balances

Date	Amount	Date	Amount	Date	Amount
09/01/2022	\$500,000.00	09/13/2022	\$500,000.00	09/22/2022	\$500,000.00
09/02/2022	\$500,000.00	09/14/2022	\$500,000.00	09/23/2022	\$500,000.00
09/06/2022	\$500,000.00	09/15/2022	\$500,000.00	09/26/2022	\$500,000.00
09/07/2022	\$500,000.00	09/16/2022	\$500,000.00	09/27/2022	\$500,000.00
09/08/2022	\$500,000.00	09/19/2022	\$500,000.00	09/28/2022	\$500,000.00
09/09/2022	\$500,000.00	09/20/2022	\$500,000.00	09/29/2022	\$500,000.00
09/12/2022	\$500,000.00	09/21/2022	\$500,000.00	09/30/2022	\$500,205.48





Overdraft and Returned Item Fees

	Total for this period	Total year-to-date
Total Overdraft Fees	\$0.00	\$0.00
Total Returned Item Fees	\$0.00	\$0.00

RETURN SERVICE REQUESTED

CITY OF WEBSTER CITY
SWEEP ACCOUNT
PO BOX 217
WEBSTER CITY IA 50595-0217

Managing Your Accounts

	Customer Service (515)832-1133
	Telephone Banking (800)260-8419
	Mailing Address 635 1st Street Webster City, IA 50595
	Online Banking www.availa.bank

Summary of Accounts

Account Type	Account Number	Ending Balance
PUBLIC FUNDS CHECKING	7021682	\$13,946,305.22

PUBLIC FUNDS CHECKING-7021682

Account Summary

Date	Description	Amount
09/01/2022	Beginning Balance	\$20,484,888.10
	11 Credit(s) This Period	\$1,093,294.69
	11 Debit(s) This Period	\$7,631,877.57
09/30/2022	Ending Balance	\$13,946,305.22

Interest Summary

Description	Amount
Annual Percentage Yield Earned	0.99%
Interest Days	30
Interest Earned Not Paid	\$0.00
Interest Paid This Period	\$13,481.25
Interest Paid Year-to-Date	\$156,179.70
Minimum Balance	\$13,900,824.46

Deposits

Date	Description	Amount
09/06/2022	Transfer Deposit From DDA XXXXXX1673	\$61,604.61
09/07/2022	Transfer Deposit From DDA XXXXXX1673	\$96,663.30
09/08/2022	Transfer Deposit From DDA XXXXXX1673	\$2,840.94
09/09/2022	Transfer Deposit From DDA XXXXXX1673	\$161,920.62
09/15/2022	Transfer Deposit From DDA XXXXXX1673	\$256,558.88
09/19/2022	Transfer Deposit From DDA XXXXXX1673	\$94,361.46
09/20/2022	Transfer Deposit From DDA XXXXXX1673	\$341,982.31
09/21/2022	Transfer Deposit From DDA XXXXXX1673	\$28,922.72
09/28/2022	Transfer Deposit From DDA XXXXXX1673	\$2,959.09
09/30/2022	Transfer Deposit From DDA XXXXXX1673	\$31,999.51
09/30/2022	Accr Earning Pymt Added to Account	\$13,481.25

Operations Center

5409 NW 88th St. Ste 200, Johnston, IA 50131

PUBLIC FUNDS CHECKING-7021682 (continued)
Other Debits

Date	Description	Amount
09/01/2022	Transfer Withdrawal To DDA XXXXXX1673	\$105,595.15
09/02/2022	Transfer Withdrawal To DDA XXXXXX1673	\$19,639.22
09/12/2022	Transfer Withdrawal To DDA XXXXXX1673	\$6,248,008.70
09/13/2022	Transfer Withdrawal To DDA XXXXXX1673	\$36,063.55
09/14/2022	Transfer Withdrawal To DDA XXXXXX1673	\$7,363.87
09/16/2022	Transfer Withdrawal To DDA XXXXXX1673	\$76,197.58
09/22/2022	Transfer Withdrawal To DDA XXXXXX1673	\$761,415.08
09/23/2022	Transfer Withdrawal To DDA XXXXXX1673	\$164,601.44
09/26/2022	Transfer Withdrawal To DDA XXXXXX1673	\$74,040.11
09/27/2022	Transfer Withdrawal To DDA XXXXXX1673	\$23,767.45
09/29/2022	Transfer Withdrawal To DDA XXXXXX1673	\$115,185.42

Daily Balances

Date	Amount	Date	Amount	Date	Amount
09/01/2022	\$20,379,292.95	09/13/2022	\$14,398,610.95	09/22/2022	\$14,275,459.79
09/02/2022	\$20,359,653.73	09/14/2022	\$14,391,247.08	09/23/2022	\$14,110,858.35
09/06/2022	\$20,421,258.34	09/15/2022	\$14,647,805.96	09/26/2022	\$14,036,818.24
09/07/2022	\$20,517,921.64	09/16/2022	\$14,571,608.38	09/27/2022	\$14,013,050.79
09/08/2022	\$20,520,762.58	09/19/2022	\$14,665,969.84	09/28/2022	\$14,016,009.88
09/09/2022	\$20,682,683.20	09/20/2022	\$15,007,952.15	09/29/2022	\$13,900,824.46
09/12/2022	\$14,434,674.50	09/21/2022	\$15,036,874.87	09/30/2022	\$13,946,305.22





Overdraft and Returned Item Fees

	Total for this period	Total year-to-date
Total Overdraft Fees	\$0.00	\$0.00
Total Returned Item Fees	\$0.00	\$0.00

RETURN SERVICE REQUESTED

CITY OF WEBSTER CITY
WC USDA REVOLVING LOAN
PO BOX 217
WEBSTER CITY IA 50595-0217

Managing Your Accounts

	Customer Service (515)832-1133
	Telephone Banking (800)260-8419
	Mailing Address 635 1st Street Webster City, IA 50595
	Online Banking www.availa.bank

Summary of Accounts

Account Type	Account Number	Ending Balance
PUBLIC FUNDS CHECKING	7025498	\$230,425.71

PUBLIC FUNDS CHECKING-7025498

Account Summary

Date	Description	Amount
09/01/2022	Beginning Balance	\$227,331.83
	2 Credit(s) This Period	\$3,093.88
	0 Debit(s) This Period	\$0.00
09/30/2022	Ending Balance	\$230,425.71

Interest Summary

Description	Amount
Annual Percentage Yield Earned	0.50%
Interest Days	30
Interest Earned Not Paid	\$0.00
Interest Paid This Period	\$93.88
Interest Paid Year-to-Date	\$808.07
Minimum Balance	\$227,331.83

Deposits

Date	Description	Amount
09/30/2022	Accr Earning Pymt Added to Account	\$93.88

Electronic Credits

Date	Description	Amount
09/20/2022	ACH Deposit CITY OF WEBSTER USDA TRANS USDA TRANSFER	\$3,000.00

Daily Balances

Date	Amount	Date	Amount	Date	Amount
09/01/2022	\$227,331.83	09/20/2022	\$230,331.83	09/30/2022	\$230,425.71

Overdraft and Returned Item Fees

	Total for this period	Total year-to-date
Total Overdraft Fees	\$0.00	\$0.00
Total Returned Item Fees	\$0.00	\$0.00

**City of Webster City - Receipts
SEPTEMBER 2022**

<u>FUND</u>	<u>AMOUNT</u>
GENERAL FUND	\$198,265.82
ROAD USE TAX FUND	\$123,565.22
TIF	\$16,257.03
SSMID	\$878.38
SPECIAL REVENUE FUNDS	\$89,286.04
DEBT SERVICE FUND	\$54,106.01
FIDUCIARY FUNDS	\$55.91
PERMANENT FUND	\$478.80
IMPROVEMENT FUNDS	\$128,249.62
ELECTRIC UTILITY FUND	\$1,177,668.31
WATER UTILITY FUND	\$237,613.91
SEWER UTILITY FUND	<u>\$217,835.54</u>
TOTAL	<u>\$2,244,260.59</u>

September
Summary of Investments - FY23

<u>Financial Institution</u>	<u>Investment</u>	<u>Term</u>	<u>Purchase Date</u>	<u>Due Date</u>	<u>Redeem Date</u>	<u>Int Rate</u>	<u>Begin Balance</u>	<u>Purchased</u>	<u>Redeemed</u>	<u>Ending Balance</u>	<u>Month Interest</u>	<u>Interest YTD</u>
IPAIT	CD-6 mo-purch-Sept 2022	6 month	9/12/22	3/13/23		3.20%		2,000,000		2,000,000.00	-	
IPAIT	CD-9 mo-purch-Sept 2022	9 month	9/12/22	6/9/23		3.30%		2,000,000		2,000,000.00		
IPAIT	CD-12 mo-purch-Sept 2022	12 month	9/12/22	9/14/23		3.40%		2,000,000		2,000,000.00		
People's Credit Union	CD-3 mo-purch-Aug 2022	3 month	8/12/22	11/12/22		2.20%	2,000,000.00		-	2,000,000.00		
People's Credit Union	CD-6 mo-purch-Aug 2022	6 month	8/12/22	2/12/23		2.30%	2,000,000.00			2,000,000.00		
People's Credit Union	CD-12 mo-purch-Aug 2022	12 month	8/12/22	8/12/23		2.40%	2,000,000.00			2,000,000.00		
Availa Bank	Sweep Account					0.81%	-	-	-	-	13,481.25	48,597.79
Availa Bank	USDA Revolving Loan Checking					0.50%					93.88	283.91
Availa Bank	Checking Account					0.50%					205.48	630.14
							6,000,000.00	6,000,000.00	-	12,000,000.00	13,780.61	49,511.84

E-MAILED BANKS SHOWN BELOW TO GIVE THE CITY OPTIONS OF CD PURCHASES OF TERMS 12 MONTH OR LESS

	3 MO	6 MO	9 MO	12 MO
Avalia Bank	1.30%	1.40%		1.85%
First State Bank	NO BID			
IPAIT		3.20%	3.30%	3.40%
People's Credit Union	NO BID			
United Bank - Fort Dodge	0.80%	1.15%		2.50%

CITY PURCHASED

IPAIT-6 MONTH-3.2% INTEREST

IPAIT-9 MONTH-3.3% INTEREST

IPAIT-12 MONTH-3.4% INTEREST





Webster City															
October 2022 Financial Report															
As of October 31, 2022															
Fund Code		Fund Name	Beginning Cash Balance	Beginning Investment Balance	Monthly Revenues	Investments Cashed	Transfers	Monthly Expenditures	Investments Purchased	Ending Cash Balance Before Adjustments	Cash Proof	Balance Sheet Adjustments	Ending Cash Balance	Ending Investment Balance	Treasurer's Ending Balance
General Fund															
100	100	General	943,850.04	1,000,000.00	1,078,637.98	-	-	341,623.32	-	1,680,864.70	2,081,760.57	27,073.08	1,707,937.78	1,000,000.00	2,707,937.78
	100A	Govern. Equip. Replacement	269,173.74	-	195.59	-	-	-	-	269,369.33	-	-	269,369.33	-	269,369.33
	100B	Govern Economic Development	103,712.97	1,000,000.00	706.90	-	-	-	-	104,419.87	-	-	104,419.87	1,000,000.00	1,104,419.87
	100C	Parks, Rec Public Grounds Improvements	26,485.37	-	-	-	-	26,451.78	-	33.59	-	-	33.59	-	33.59
		Subtotal-General Fund	1,343,222.12	2,000,000.00	1,079,540.47	-	-	368,075.10	-	2,054,687.49	2,081,760.57	27,073.08	2,081,760.57	2,000,000.00	4,081,760.57
Special Revenue Funds															
200	200	FICA - IPERS	51,660.98	-	100,970.37	-	-	19,705.07	-	132,926.28	132,926.28	-	132,926.28	-	132,926.28
201	201	Workers compensation	159,239.26	-	47,375.28	-	-	-	-	206,614.54	206,614.54	-	206,614.54	-	206,614.54
202	202	Medical/Flex Insurance	(8,076.77)	-	297,683.55	-	-	56,046.25	-	233,560.53	233,560.53	-	233,560.53	-	233,560.53
203	203	Unemployment Compensation	(4,102.54)	-	3,366.87	-	-	4,118.46	-	(4,854.13)	(4,854.13)	-	(4,854.13)	-	(4,854.13)
204	204	Road Use Tax	987,569.99	500,000.00	90,762.72	-	-	76,962.37	-	1,001,370.34	1,001,370.34	-	1,001,370.34	500,000.00	1,501,370.34
205	205	Airport Commission	629,220.39	-	31,514.18	-	-	6,299.87	-	654,434.70	655,985.63	1,550.93	655,985.63	-	655,985.63
208	208	Hotel/Motel Sales Tax	332,940.60	-	213.36	-	-	-	-	333,153.96	333,153.96	-	333,153.96	-	333,153.96
209	209	Emergency Levy Fund	5,898.99	-	26,756.61	-	-	-	-	32,655.60	32,655.60	-	32,655.60	-	32,655.60
210	210	Police/Fire Retirement Trust Fund	4,336.09	-	95,549.26	-	-	19,732.62	-	80,152.73	80,152.73	-	80,152.73	-	80,152.73
211	211	DARE Trust	117.79	-	-	-	-	-	-	117.79	117.79	-	117.79	-	117.79
212	212	Seized Property Trust	-	-	-	-	-	-	-	-	-	-	-	-	-
214	214	K9 Trust	(691.03)	-	-	-	-	-	-	(691.03)	(691.03)	-	(691.03)	-	(691.03)
216	216	Police Reserve Officers Fund	3,565.29	-	2.28	-	-	-	-	3,567.57	3,567.57	-	3,567.57	-	3,567.57
217	217	Wilson Brewer Park/Depot Foundation	1,846.85	-	-	-	-	-	-	1,846.85	1,846.85	-	1,846.85	-	1,846.85
218	218	Webster City Pride Committee	4,251.69	-	-	-	-	-	-	4,251.69	4,251.69	-	4,251.69	-	4,251.69
219	219	Kendall Young Scout Lodge	2,792.01	-	1.79	-	-	-	-	2,793.80	2,793.80	-	2,793.80	-	2,793.80
220	220	Economic Development Revolving	42,460.88	-	-	-	-	-	-	42,460.88	42,460.88	-	42,460.88	-	42,460.88
228	228	Low/Moderate Income Revolving	35,205.84	500,000.00	102.95	-	-	-	-	35,308.79	35,832.71	523.92	35,832.71	500,000.00	535,832.71
229	229	WC Commercial Rehab Rev Loan Program	143,647.25	-	107.67	-	-	-	-	143,754.92	143,739.30	(15.62)	143,739.30	-	143,739.30
231	231	CDBG Housing Rehab	16.90	-	-	-	-	-	-	16.90	16.90	-	16.90	-	16.90
232	232	B.L.U.E.	4,727.39	-	1,203.03	-	-	-	-	5,930.42	5,930.42	-	5,930.42	-	5,930.42
240	240	USDA Revolving Loan Fund	233,389.27	-	98.34	-	-	-	-	233,487.61	236,487.61	3,000.00	236,487.61	-	236,487.61
250	250	TIF - Riverview	6,293.54	-	10,732.81	-	-	-	-	17,026.35	17,026.35	-	17,026.35	-	17,026.35
251	251	TIF- HyVee	3,764.05	-	2.41	-	-	-	-	3,766.46	3,766.46	-	3,766.46	-	3,766.46
255	255	TIF - Brewer Creek Estates	746.64	-	8,839.15	-	-	-	-	9,585.79	9,585.79	-	9,585.79	-	9,585.79
260	260	SSMID	16,154.45	-	10,793.28	-	-	1,750.00	-	25,197.73	25,197.73	-	25,197.73	-	25,197.73
265	265	TIF - Struchen	-	-	-	-	-	-	-	-	-	-	-	-	-
268	268	TIF - SE Development Park Project	(20,998.39)	-	-	-	-	-	-	(20,998.39)	(20,998.39)	-	(20,998.39)	-	(20,998.39)
272	272	TIF - Mitchell Machine	84.63	-	-	-	-	-	-	84.63	84.63	-	84.63	-	84.63
281	281	TIF - Gourley Subdivision	2,629.37	-	10,045.45	-	-	-	-	12,674.82	12,674.82	-	12,674.82	-	12,674.82
282	282	TIF - SW Watermain Improvement	1.96	-	-	-	-	-	-	1.96	1.96	-	1.96	-	1.96
283	283	TIF - Town & Country (FSB)	15,156.36	-	-	-	-	-	-	15,156.36	15,156.36	-	15,156.36	-	15,156.36
284	284	TIF - Fareway Stores	7,952.24	-	3,601.59	-	-	-	-	11,553.83	11,553.83	-	11,553.83	-	11,553.83
285	285	TIF - First State Bank	14,267.36	-	28,276.72	-	-	-	-	42,544.08	42,544.08	-	42,544.08	-	42,544.08
286	286	TIF - Infinity Services LLC	50,734.94	-	-	-	-	-	-	50,734.94	50,734.94	-	50,734.94	-	50,734.94
287	287	TIF - Webster City Federal	18,188.31	-	17,382.22	-	-	-	-	35,570.53	35,570.53	-	35,570.53	-	35,570.53
288	288	TIF - Van Diest Medical Center	(2,500.00)	-	-	-	-	-	-	(2,500.00)	(2,500.00)	-	(2,500.00)	-	(2,500.00)
289	289	TIF - 2013 Medical Complex URA-KTJ (Shopko)	55,881.06	-	-	-	-	-	-	55,881.06	55,881.06	-	55,881.06	-	55,881.06
290	290	TIF - 3DK Enterprises	18,088.37	-	-	-	-	-	-	18,088.37	18,088.37	-	18,088.37	-	18,088.37
291	291	TIF - 2016 Industrial - WC Custom Meats	(896.55)	-	-	-	-	-	-	(896.55)	(896.55)	-	(896.55)	-	(896.55)
292	292	TIF - Mary Ann's	-	-	-	-	-	-	-	-	-	-	-	-	-
293	293	TIF - Tasler's	(1,500.00)	-	-	-	-	-	-	(1,500.00)	(1,500.00)	-	(1,500.00)	-	(1,500.00)
294	294	TIF - Ridge Development	13,504.58	-	14,831.32	-	-	-	-	28,335.90	28,335.90	-	28,335.90	-	28,335.90
295	295	TIF - Gary & Brenda Fox	2,303.62	-	747.53	-	-	-	-	3,051.15	3,051.15	-	3,051.15	-	3,051.15
296	296	TIF - Kenyon Hill Ridge	31,242.14	-	-	-	-	-	-	31,242.14	31,242.14	-	31,242.14	-	31,242.14
		Subtotal - Special Revenue Funds	2,861,115.80	1,000,000.00	800,960.74	-	-	184,614.64	-	3,477,461.90	3,482,521.13	5,059.23	3,482,521.13	1,000,000.00	4,482,521.13
Debt Service Fund															
300	300	Debt Service	298,329.95	-	320,451.15	-	-	9,154.30	-	609,626.80	609,626.80	-	609,626.80	-	609,626.80
		Subtotal - Debt Service Fund	298,329.95	-	320,451.15	-	-	9,154.30	-	609,626.80	609,626.80	-	609,626.80	-	609,626.80
Fiduciary & Agency Funds															
400	400	Joe E. Barr Trust	1,599.05	-	-	-	-	-	-	1,599.05	1,599.05	-	1,599.05	-	1,599.05
401	401	Edgar Foster Trust	1,885.10	-	-	-	-	-	-	1,885.10	1,885.10	-	1,885.10	-	1,885.10
402	402	Calvary Cemetery Trust	5,112.28	-	-	-	-	-	-	5,112.28	5,112.28	-	5,112.28	-	5,112.28
403	403	Zella Silvers Trust	2,906.67	-	-	-	-	-	-	2,906.67	2,906.67	-	2,906.67	-	2,906.67
411	411	Mulberry Church	16,526.44	-	10.59	-	-	-	-	16,537.03	16,537.03	-	16,537.03	-	16,537.03
412	412	Youth Advisory	160.00	-	-	-	-	-	-	160.00	160.00	-	160.00	-	160.00
430	430	RAGBRAI	5,158.40	-	-	-	-	-	-	5,158.40	5,158.40	-	5,158.40	-	5,158.40
		Subtotal - Fiduciary & Agency Funds	33,347.94	-	10.59	-	-	-	-	33,358.53	33,358.53	-	33,358.53	-	33,358.53

Webster City															
October 2022 Financial Report															
As of October 31, 2022															
Fund Code	Fund Name	Beginning Cash Balance	Beginning Investment Balance	Monthly Revenues	Investments Cashed	Transfers	Monthly Expenditures	Investments Purchased	Ending Cash Balance Before Adjustments	Cash Proof	Balance Sheet Adjustments	Ending Cash Balance	Ending Investment Balance	Treasurer's Ending Balance	
Permanent Fund															
404	404 Perpetual Care Trust (Non-exp.)	457,295.33	-	478.80	-	-	-	-	457,774.13	457,774.13	-	457,774.13	-	457,774.13	
	Subtotal - Permanent Fund	457,295.33	-	478.80	-	-	-	-	457,774.13	457,774.13	-	457,774.13	-	457,774.13	
Capital Project Funds															
500	500 Capital Improvement Reserve	1,139,292.85	2,000,000.00	73,917.52	-	-	-	-	1,213,210.37	1,213,210.37	-	1,213,210.37	2,000,000.00	3,213,210.37	
501	501 American Rescue Plan	1,148,398.31	-	735.94	-	-	-	-	1,149,134.25	1,149,134.25	-	1,149,134.25	-	1,149,134.25	
502	502 Brewer Creek Estates	179.44	-	0.11	-	-	-	-	179.55	179.55	-	179.55	-	179.55	
503	503 Boone River Trail	-	-	-	-	-	-	-	-	-	-	-	-	-	
504	504 Second Street Reconstruction	(515,523.69)	-	-	-	-	-	-	(515,523.69)	(515,523.69)	-	(515,523.69)	-	(515,523.69)	
506	506 Sidewalk Improvement Fund	46,565.88	-	29.84	-	-	-	-	46,595.72	46,595.72	-	46,595.72	-	46,595.72	
525	525 Annual Street Maintenance	(115,401.06)	-	-	-	-	-	-	(115,401.06)	(115,401.06)	-	(115,401.06)	-	(115,401.06)	
527	527 Public Railroad Crossings	149.30	-	-	-	-	-	-	149.30	149.30	-	149.30	-	149.30	
528	528 Bridge Improvements	42,733.86	-	-	-	-	-	-	42,733.86	42,733.86	-	42,733.86	-	42,733.86	
531	531 E Second St Sidewalk/Street Improvements	-	-	-	-	-	-	-	-	-	-	-	-	-	
532	532 James Street (Old Hwy 20) Project	-	-	-	-	-	-	-	-	-	-	-	-	-	
533	533 Superior Street Sidewalk	-	-	-	-	-	-	-	-	-	-	-	-	-	
534	534 Wilson-Brewer Park Improvement Project	(3,733.83)	-	-	-	-	928.40	-	(4,662.23)	(4,662.23)	-	(4,662.23)	-	(4,662.23)	
535	535 W Twin Park Shelter Project	-	-	-	-	-	-	-	-	-	-	-	-	-	
536	536 2020 2nd Street Reconstruction	1,551,708.34	-	-	-	-	7,300.38	-	1,544,407.96	1,544,407.96	-	1,544,407.96	-	1,544,407.96	
537	537 E Twin Improvements	(37,062.00)	-	-	-	-	-	-	(37,062.00)	(37,062.00)	-	(37,062.00)	-	(37,062.00)	
	Subtotal - Capital Project Funds	3,257,307.40	2,000,000.00	74,683.41	-	-	8,228.78	-	3,323,762.03	3,323,762.03	-	3,323,762.03	2,000,000.00	5,323,762.03	
Enterprise Funds															
601	601 Electric Utility	943,956.32	-	1,091,309.73	-	-	1,685,011.15	-	350,254.90	3,207,639.43	764,105.56	1,114,360.46	-	1,114,360.46	
601D	601D Electric Improvement Reserve	823,629.49	3,000,000.00	-	-	-	-	-	823,629.49	-	-	823,629.49	3,000,000.00	3,823,629.49	
601E	601E Project Share Donations	12,967.53	-	92.00	-	-	-	-	13,059.53	-	-	13,059.53	-	13,059.53	
601F	601F Green City Energy Donations	2,863.00	-	10.00	-	-	-	-	2,873.00	-	-	2,873.00	-	2,873.00	
601G	601G Green City Energy Donations - Pleasant	510.00	-	-	-	-	-	-	510.00	-	-	510.00	-	510.00	
601M	601M Electric Equipment Replacement	621,886.62	-	405.02	-	-	-	-	622,291.64	-	-	622,291.64	-	622,291.64	

RETURN SERVICE REQUESTED

CITY OF WEBSTER CITY
PO BOX 217
WEBSTER CITY IA 50595-0217

Managing Your Accounts

	Customer Service (515)832-1133
	Telephone Banking (800)260-8419
	Mailing Address 635 1st Street Webster City, IA 50595
	Online Banking www.availa.bank

Summary of Accounts

Account Type	Account Number	Ending Balance
PUBLIC FUNDS CHECKING	7021673	\$500,212.33

PUBLIC FUNDS CHECKING-7021673

Account Summary

Date	Description	Amount
10/01/2022	Beginning Balance	\$500,205.48
	109 Credit(s) This Period	\$5,295,926.90
	277 Debit(s) This Period	\$5,295,920.05
10/31/2022	Ending Balance	\$500,212.33

Interest Summary

Description	Amount
Annual Percentage Yield Earned	0.50%
Interest Days	31
Interest Earned Not Paid	\$0.00
Interest Paid This Period	\$212.33
Interest Paid Year-to-Date	\$2,083.24
Minimum Balance	\$500,000.00

Deposits

Date	Description	Amount
10/03/2022	Deposit	\$113.98
10/03/2022	Deposit	\$65,208.08
10/04/2022	Deposit	\$66,580.65
10/05/2022	Deposit	\$79,733.61
10/05/2022	Transfer Deposit From DDA XXXXXX1682	\$93,758.92
10/06/2022	Deposit	\$26,059.28
10/07/2022	Deposit	\$36,928.01
10/07/2022	Transfer Deposit From DDA XXXXXX1682	\$11,372.21
10/11/2022	Deposit	\$448.24
10/11/2022	Deposit	\$111,403.36
10/11/2022	Deposit	\$291,555.21
10/12/2022	Transfer Deposit From DDA XXXXXX1682	\$51,278.30
10/13/2022	Transfer Deposit From DDA XXXXXX1682	\$215,180.89
10/14/2022	Deposit	\$65,057.76
10/14/2022	Deposit	\$10,166.91
10/14/2022	Deposit	\$50,083.70
10/17/2022	Deposit	\$89,977.36
10/18/2022	Deposit	\$547.69
10/18/2022	Deposit	\$25,961.64
10/19/2022	Deposit	\$22,059.25

Operations Center

5409 NW 88th St. Ste 200, Johnston, IA 50131

PUBLIC FUNDS CHECKING-7021673 (continued)
Deposits (continued)

Date	Description	Amount
10/21/2022	Transfer Deposit From DDA XXXXXX1682	\$1,040,392.39
10/24/2022	Deposit	\$37,826.67
10/24/2022	Deposit	\$39,800.57
10/24/2022	Deposit	\$23,414.54
10/25/2022	Transfer Deposit From DDA XXXXXX1682	\$3,978.72
10/26/2022	Deposit	\$19,715.93
10/26/2022	Deposit	\$20,446.90
10/27/2022	Deposit	\$13,757.45
10/27/2022	Transfer Deposit From DDA XXXXXX1682	\$111,548.78
10/28/2022	Deposit	\$26,086.37
10/31/2022	Deposit	\$42,030.52
10/31/2022	Accr Earning Pymt Added to Account	\$212.33

Electronic Credits

Date	Description	Amount
10/03/2022	ACH Deposit CITY OF WEBSTER LMI Loan CHECKING * * * 1673	\$144.03
10/03/2022	ACH Deposit Corn Belt Power AP CITY OF WEBSTER CITY	\$3,820.67
10/03/2022	ACH Deposit Corn Belt Power AP CITY OF WEBSTER CITY	\$23,810.50
10/03/2022	ACH Deposit PAYMENTECH DEPOSIT CITY OF WEBSTER CITY	\$3,282.62
10/04/2022	ACH Deposit FCSAMERICA FCSA AFCSA EXP CITY OF WEBSTER CI	\$8,566.22
10/04/2022	ACH Deposit PAYMENTECH DEPOSIT CITY OF WEBSTER CITY	\$6,358.83
10/04/2022	ACH Deposit PAYMENTECH DEPOSIT Webster Service Fee	\$0.77
10/04/2022	ACH Deposit PAYMENTECH DEPOSIT Webster City Govt	\$28.00
10/04/2022	ACH Deposit PAYMENTECH DEPOSIT CITY OF WEBSTER CITY	\$280.00
10/04/2022	ACH Deposit PAYMENTECH DEPOSIT CITY OF WEBSTER CITY	\$591.23
10/05/2022	ACH Deposit PAYMENTECH DEPOSIT CITY OF WEBSTER CITY	\$5,790.51
10/05/2022	ACH Deposit PAYMENTECH DEPOSIT Webster City Govt	\$66.00
10/05/2022	ACH Deposit PAYMENTECH DEPOSIT Webster Service Fee	\$1.51
10/06/2022	ACH Deposit CAPTURIS BILL PAY CITY OF WEBSTER	\$920.24
10/06/2022	ACH Deposit KSM Consulting Refund City of Webster, IA	\$4,900.00
10/06/2022	ACH Deposit PAYMENTECH DEPOSIT CITY OF WEBSTER CITY	\$2,894.99
10/06/2022	ACH Deposit PAYMENTECH DEPOSIT Webster City Govt	\$11.00
10/06/2022	ACH Deposit ST OF IA-E.F.T. E.F.T. WEBSTER CITY CITY OF	\$617.50
10/06/2022	ACH Deposit THRIFTY WHITE DIRECT PAY City Of Webster Cit	\$809.73

Operations Center

5409 NW 88th St. Ste 200, Johnston, IA 50131

PUBLIC FUNDS CHECKING-7021673 (continued)
Electronic Credits (continued)

Date	Description	Amount
10/07/2022	ACH Deposit Corn Belt Power AP CITY OF WEBSTER CITY	\$282.02
10/07/2022	ACH Deposit Kwik Trip, Inc. EDI PYMNTS WEBSTER CITY	\$7,700.28
10/07/2022	ACH Deposit PAYMENTECH DEPOSIT CITY OF WEBSTER CITY	\$2,596.23
10/07/2022	ACH Deposit THE HANOR CO WI PAYABLES CITY OF WEBSTER CIT	\$627.98
10/11/2022	ACH Deposit FIRST STATE BANK CASH TRANS CITY OF WEBSTER	\$20.83
10/11/2022	ACH Deposit PAYMENTECH DEPOSIT CITY OF WEBSTER CITY	\$5,349.27
10/11/2022	ACH Deposit PAYMENTECH DEPOSIT CITY OF WEBSTER CITY	\$6,245.37
10/11/2022	ACH Deposit PAYMENTECH DEPOSIT CITY OF WEBSTER CITY	\$1,019.97
10/11/2022	ACH Deposit PAYMENTECH DEPOSIT Webster City Govt	\$16.50
10/11/2022	ACH Deposit PAYMENTECH DEPOSIT CITY OF WEBSTER CITY	\$2,800.43
10/11/2022	ACH Deposit ST OF IA-E.F.T. E.F.T. WEBSTER CITY CITY OF	\$99.42
10/11/2022	ACH Deposit ST OF IA-E.F.T. E.F.T. WEBSTER CITY CITY OF	\$99.51
10/11/2022	ACH Deposit Webster City UTILITY CITY OF WEBSTER CITY U	\$132,287.68
10/12/2022	ACH Deposit GRAND TRUNK WEST PAYMENT CITY OF WEBSTER CIT	\$1,081.89
10/12/2022	ACH Deposit MEMBERS TRUST CO DEPOSIT CITY OF WEBSTER CIT	\$9,154.30
10/12/2022	ACH Deposit PAYMENTECH DEPOSIT CITY OF WEBSTER CITY	\$8,659.38
10/12/2022	ACH Deposit PAYMENTECH DEPOSIT Webster Service Fee	\$0.69
10/12/2022	ACH Deposit PAYMENTECH DEPOSIT Webster City Govt	\$36.00
10/13/2022	ACH Deposit PAYMENTECH DEPOSIT CITY OF WEBSTER CITY	\$9,647.56
10/14/2022	ACH Deposit HAMILTON COUNTY Treas Ord Webster City Corp.	\$1,868,330.58
10/14/2022	ACH Deposit PAYMENTECH DEPOSIT CITY OF WEBSTER CITY	\$1,925.26
10/14/2022	ACH Deposit VanDiest Med Ctr InvoicePmt CITY OF WEBSTER	\$19.00
10/17/2022	ACH Deposit CAPTURIS BILL PAY CITY OF WEBSTER	\$19,667.61
10/17/2022	ACH Deposit PAYMENTECH DEPOSIT CITY OF WEBSTER CITY	\$3,051.21
10/18/2022	ACH Deposit PAYMENTECH DEPOSIT CITY OF WEBSTER CITY	\$7,096.22
10/18/2022	ACH Deposit PAYMENTECH DEPOSIT CITY OF WEBSTER CITY	\$2,118.38
10/18/2022	ACH Deposit PAYMENTECH DEPOSIT CITY OF WEBSTER CITY	\$467.76
10/18/2022	ACH Deposit PAYMENTECH DEPOSIT Webster City Govt	\$11.00
10/19/2022	ACH Deposit PAYMENTECH DEPOSIT Webster City Govt	\$87.00

Operations Center

5409 NW 88th St. Ste 200, Johnston, IA 50131

PUBLIC FUNDS CHECKING-7021673 (continued)
Electronic Credits (continued)

Date	Description	Amount
10/19/2022	ACH Deposit PAYMENTECH DEPOSIT Webster Service Fee	\$2.39
10/19/2022	ACH Deposit PAYMENTECH DEPOSIT CITY OF WEBSTER CITY	\$5,341.09
10/19/2022	ACH Deposit ST OF IA-E.F.T. E.F.T. WEBSTER CITY CITY OF	\$90,129.85
10/20/2022	ACH Deposit Corn Belt Power AP CITY OF WEBSTER CITY	\$90,256.13
10/20/2022	ACH Deposit PAYMENTECH DEPOSIT CITY OF WEBSTER CITY	\$3,463.93
10/20/2022	ACH Deposit PAYMENTECH DEPOSIT Webster City Govt	\$11.00
10/20/2022	ACH Deposit Webster City UTILITY CITY OF WEBSTER CITY U	\$71,372.67
10/21/2022	ACH Deposit FAREWAY STORES ACH CITY OF WEBSTER CITY U	\$10,464.88
10/21/2022	ACH Deposit PAYMENTECH DEPOSIT CITY OF WEBSTER CITY	\$5,085.25
10/24/2022	ACH Deposit GRAND TRUNK WEST PAYMENT CITY OF WEBSTER CIT	\$801.70
10/24/2022	ACH Deposit PAYMENTECH DEPOSIT CITY OF WEBSTER CITY	\$6,035.04
10/24/2022	ACH Deposit VanDiest Med Ctr InvoicePmt CITY OF WEBSTER	\$30,277.56
10/25/2022	ACH Deposit Corn Belt Power AP CITY OF WEBSTER CITY	\$100.00
10/25/2022	ACH Deposit PAYMENTECH DEPOSIT CITY OF WEBSTER CITY	\$3,427.13
10/25/2022	ACH Deposit PAYMENTECH DEPOSIT CITY OF WEBSTER CITY	\$658.74
10/25/2022	ACH Deposit PAYMENTECH DEPOSIT Webster City Govt	\$5.50
10/25/2022	ACH Deposit PAYMENTECH DEPOSIT CITY OF WEBSTER CITY	\$599.54
10/26/2022	ACH Deposit PAYMENTECH DEPOSIT CITY OF WEBSTER CITY	\$3,437.13
10/27/2022	ACH Deposit PAYMENTECH DEPOSIT CITY OF WEBSTER CITY	\$4,403.08
10/27/2022	ACH Deposit ST OF IA-E.F.T. E.F.T. WEBSTER CITY CITY OF	\$72,193.02
10/28/2022	ACH Deposit Corn Belt Power AP CITY OF WEBSTER CITY	\$5,542.48
10/28/2022	ACH Deposit MARY ANNS SPECIA CITY OF WC CITY OF WEBSTER	\$8,403.36
10/28/2022	ACH Deposit PAYMENTECH DEPOSIT Webster Service Fee	\$1.51
10/28/2022	ACH Deposit PAYMENTECH DEPOSIT CITY OF WEBSTER CITY	\$24,453.34
10/28/2022	ACH Deposit PAYMENTECH DEPOSIT Webster City Govt	\$55.00
10/31/2022	ACH Deposit PAYMENTECH DEPOSIT CITY OF WEBSTER CITY	\$1,865.81
10/31/2022	ACH Deposit PAYMENTECH DEPOSIT Webster Service Fee	\$1.51
10/31/2022	ACH Deposit PAYMENTECH DEPOSIT Webster City Govt	\$55.00
10/31/2022	ACH Deposit VanDiest Med Ctr InvoicePmt CITY OF WEBSTER	\$11,403.36

Operations Center

5409 NW 88th St. Ste 200, Johnston, IA 50131

PUBLIC FUNDS CHECKING-7021673 (continued)
Electronic Debits

Date	Description	Amount
10/03/2022	ACH Payment IRS USATAXPYMT CITY OF WEBSTER CITY	\$40,850.30
10/03/2022	ACH Payment RUAN, INCORPORAT PAYMENTS CITY OF WEBSTER CI	\$1,230.61
10/04/2022	ACH Payment IA CHILD SUPPORT CHILD SUPP CITY OF WEBSTER	\$624.90
10/04/2022	ACH Payment IA DEPT OF REV IA REV PAY WEBSTER CITY CITY	\$15,769.00
10/04/2022	ACH Payment PAYMENTECH FEE Webster Service Fee	\$30.12
10/04/2022	ACH Payment PAYMENTECH FEE Webster City Govt	\$30.47
10/05/2022	ACH Payment IPERS PAYROLL CITY OF WEBSTER CITY	\$67,273.17
10/05/2022	ACH Payment MUNICIPAL FIRE & Company WEBSTER CITY	\$41,327.71
10/05/2022	ACH Payment Xpress Bill Pay Billing Webster City	\$713.95
10/12/2022	ACH Payment IA DEPT OF REV IA REV PAY WEBSTER CITY CITY	\$11,831.29
10/12/2022	ACH Payment IA DEPT OF REV IA REV PAY WEBSTER CITY CITY	\$25,411.15
10/13/2022	ACH Payment PEOPLES CU LOAN PYMT CITY OF WEBSTER CITY	\$5,366.49
10/13/2022	ACH Payment Webster City PAYROLL CITY OF WEBSTER CITY	\$127,820.34
10/17/2022	ACH Payment IRS USATAXPYMT CITY OF WEBSTER CITY	\$39,279.23
10/18/2022	ACH Payment IA CHILD SUPPORT CHILD SUPP CITY OF WEBSTER	\$624.90
10/18/2022	ACH Payment IA DEPT OF REV IA REV PAY WEBSTER CITY CITY	\$7,685.00
10/18/2022	ACH Payment Iowa Workforce D IOW IWD WolframDodie	\$7,834.96
10/20/2022	ACH Payment CITY OF WEBSTER USDA TRANS CHECKING * * * 1673	\$3,000.00
10/21/2022	ACH Payment NIMECA WC PwrBill Webster City	\$736,409.69
10/24/2022	ACH Payment USDA RD RUS PAYMENT WEBSTER CITY, CITY	\$16,806.72
10/27/2022	ACH Payment Webster City PAYROLL CITY OF WEBSTER CITY	\$126,941.69
10/31/2022	ACH Payment IRS USATAXPYMT CITY OF WEBSTER CITY	\$38,702.74

Other Debits

Date	Description	Amount
10/01/2022	Transfer Withdrawal To DDA XXXXXX1682	\$205.48
10/03/2022	Transfer Withdrawal To DDA XXXXXX1682	\$49,839.53
10/04/2022	Transfer Withdrawal To DDA XXXXXX1682	\$64,510.83
10/05/2022	Deposit Item Ret CHARGE BACK CK-ASCHERL-NSF	\$448.24
10/05/2022	Dep Item Ret Chrg	\$5.00
10/06/2022	Transfer Withdrawal To DDA XXXXXX1682	\$18,895.31

Operations Center

5409 NW 88th St. Ste 200, Johnston, IA 50131

PUBLIC FUNDS CHECKING-7021673 (continued)
Other Debits (continued)

Date	Description	Amount
10/11/2022	Transfer Withdrawal To DDA XXXXXX1682	\$516,499.49
10/12/2022	Deposit Item Ret CHARGEBACK CK-ANGELA NASO-NSF	\$547.69
10/12/2022	Dep Item Ret Chrg	\$5.00
10/14/2022	Transfer Withdrawal To DDA XXXXXX1682	\$1,993,484.82
10/17/2022	Transfer Withdrawal To DDA XXXXXX1682	\$71,875.18
10/18/2022	Transfer Withdrawal To DDA XXXXXX1682	\$9,775.37
10/19/2022	Transfer Withdrawal To DDA XXXXXX1682	\$117,407.18
10/20/2022	Transfer Withdrawal To DDA XXXXXX1682	\$143,998.72
10/24/2022	Transfer Withdrawal To DDA XXXXXX1682	\$79,623.90
10/26/2022	Transfer Withdrawal To DDA XXXXXX1682	\$35,510.93
10/28/2022	Transfer Withdrawal To DDA XXXXXX1682	\$64,316.06
10/31/2022	Transfer Withdrawal To DDA XXXXXX1682	\$15,936.30





Checks Cleared

Check Nbr	Date	Amount	Check Nbr	Date	Amount	Check Nbr	Date	Amount
3403	10/13/2022	\$25.84	3531	10/17/2022	\$36.94	57895	10/07/2022	\$82.50
3489*	10/11/2022	\$123.71	3533*	10/17/2022	\$195.78	57896	10/13/2022	\$900.88
3490	10/04/2022	\$51.68	3534	10/25/2022	\$90.50	57897	10/11/2022	\$34.59
3492*	10/05/2022	\$18.47	3535	10/26/2022	\$44.32	57898	10/06/2022	\$9,154.30
3493	10/17/2022	\$663.97	3536	10/17/2022	\$402.08	57899	10/11/2022	\$649.86
3502*	10/13/2022	\$27.70	3538*	10/18/2022	\$213.55	57900	10/11/2022	\$4,264.70
3503	10/04/2022	\$545.69	3539	10/17/2022	\$172.85	57901	10/11/2022	\$578.71
3504	10/17/2022	\$18.47	3540	10/21/2022	\$33.50	57902	10/07/2022	\$3,923.49
3505	10/05/2022	\$51.68	3541	10/20/2022	\$175.00	57903	10/12/2022	\$189.25
3506	10/14/2022	\$474.24	3542	10/25/2022	\$950.00	57904	10/12/2022	\$70.15
3507	10/04/2022	\$43.06	3551*	10/31/2022	\$64.64	57905	10/07/2022	\$369.21
3508	10/07/2022	\$46.17	3553*	10/31/2022	\$218.15	57906	10/14/2022	\$97.36
3509	10/05/2022	\$27.70	3559*	10/31/2022	\$211.37	57907	10/12/2022	\$77.40
3510	10/24/2022	\$644.65	57697*	10/13/2022	\$49,933.18	57908	10/11/2022	\$472.00
3511	10/05/2022	\$145.44	57753*	10/06/2022	\$4,669.73	57909	10/12/2022	\$447.59
3512	10/04/2022	\$90.50	57775*	10/03/2022	\$1,993.00	57910	10/11/2022	\$4,770.00
3513	10/05/2022	\$22.16	57793*	10/05/2022	\$1,798.00	57911	10/12/2022	\$11,449.73
3515*	10/05/2022	\$244.02	57801*	10/03/2022	\$1,750.00	57912	10/11/2022	\$776.64
3516	10/04/2022	\$189.45	57802	10/12/2022	\$254.25	57913	10/12/2022	\$5,833.33
3517	10/03/2022	\$154.07	57808*	10/04/2022	\$520.00	57914	10/05/2022	\$55,286.01
3518	10/12/2022	\$149.61	57820*	10/03/2022	\$344.10	57915	10/07/2022	\$40.00
3519	10/07/2022	\$950.00	57822*	10/12/2022	\$1,642.09	57916	10/11/2022	\$169.95
3520	10/07/2022	\$33.50	57827*	10/03/2022	\$49.00	57917	10/11/2022	\$195.05
3522*	10/19/2022	\$138.52	57837*	10/05/2022	\$11,389.00	57918	10/07/2022	\$32.90
3525*	10/24/2022	\$96.48	57844*	10/03/2022	\$127.27	57919	10/11/2022	\$3,300.00
3526	10/24/2022	\$55.41	57869*	10/05/2022	\$600.00	57920	10/12/2022	\$100.00
3527	10/17/2022	\$51.68	57881*	10/03/2022	\$42.00	57921	10/07/2022	\$186.79
3529*	10/18/2022	\$68.91	57892*	10/13/2022	\$37,062.00	57922	10/06/2022	\$125.00
3530	10/19/2022	\$73.88	57894*	10/14/2022	\$26.75	57923	10/07/2022	\$614.85

RETURN SERVICE REQUESTED

CITY OF WEBSTER CITY
SWEEP ACCOUNT
PO BOX 217
WEBSTER CITY IA 50595-0217

Managing Your Accounts

	Customer Service (515)832-1133
	Telephone Banking (800)260-8419
	Mailing Address 635 1st Street Webster City, IA 50595
	Online Banking www.availa.bank

Summary of Accounts

Account Type	Account Number	Ending Balance
PUBLIC FUNDS CHECKING	7021682	\$15,614,491.44

PUBLIC FUNDS CHECKING-7021682

Account Summary

Date	Description	Amount
10/01/2022	Beginning Balance	\$13,946,305.22
	15 Credit(s) This Period	\$3,195,696.43
	7 Debit(s) This Period	\$1,527,510.21
10/31/2022	Ending Balance	\$15,614,491.44

Interest Summary

Description	Amount
Annual Percentage Yield Earned	1.08%
Interest Days	31
Interest Earned Not Paid	\$0.00
Interest Paid This Period	\$13,817.33
Interest Paid Year-to-Date	\$169,997.03
Minimum Balance	\$13,946,510.70

Deposits

Date	Description	Amount
10/01/2022	Transfer Deposit From DDA XXXXXX1673	\$205.48
10/03/2022	Transfer Deposit From DDA XXXXXX1673	\$49,839.53
10/04/2022	Transfer Deposit From DDA XXXXXX1673	\$64,510.83
10/06/2022	Transfer Deposit From DDA XXXXXX1673	\$18,895.31
10/11/2022	Transfer Deposit From DDA XXXXXX1673	\$516,499.49
10/14/2022	Transfer Deposit From DDA XXXXXX1673	\$1,993,484.82
10/17/2022	Transfer Deposit From DDA XXXXXX1673	\$71,875.18
10/18/2022	Transfer Deposit From DDA XXXXXX1673	\$9,775.37
10/19/2022	Transfer Deposit From DDA XXXXXX1673	\$117,407.18
10/20/2022	Transfer Deposit From DDA XXXXXX1673	\$143,998.72
10/24/2022	Transfer Deposit From DDA XXXXXX1673	\$79,623.90

Operations Center

5409 NW 88th St. Ste 200, Johnston, IA 50131

PUBLIC FUNDS CHECKING-7021682 (continued)
Deposits (continued)

Date	Description	Amount
10/26/2022	Transfer Deposit From DDA XXXXXX1673	\$35,510.93
10/28/2022	Transfer Deposit From DDA XXXXXX1673	\$64,316.06
10/31/2022	Transfer Deposit From DDA XXXXXX1673	\$15,936.30
10/31/2022	Accr Earning Pymt Added to Account	\$13,817.33

Other Debits

Date	Description	Amount
10/05/2022	Transfer Withdrawal To DDA XXXXXX1673	\$93,758.92
10/07/2022	Transfer Withdrawal To DDA XXXXXX1673	\$11,372.21
10/12/2022	Transfer Withdrawal To DDA XXXXXX1673	\$51,278.30
10/13/2022	Transfer Withdrawal To DDA XXXXXX1673	\$215,180.89
10/21/2022	Transfer Withdrawal To DDA XXXXXX1673	\$1,040,392.39
10/25/2022	Transfer Withdrawal To DDA XXXXXX1673	\$3,978.72
10/27/2022	Transfer Withdrawal To DDA XXXXXX1673	\$111,548.78

Daily Balances

Date	Amount	Date	Amount	Date	Amount
10/01/2022	\$13,946,510.70	10/12/2022	\$14,439,846.43	10/21/2022	\$15,520,814.42
10/03/2022	\$13,996,350.23	10/13/2022	\$14,224,665.54	10/24/2022	\$15,600,438.32
10/04/2022	\$14,060,861.06	10/14/2022	\$16,218,150.36	10/25/2022	\$15,596,459.60
10/05/2022	\$13,967,102.14	10/17/2022	\$16,290,025.54	10/26/2022	\$15,631,970.53
10/06/2022	\$13,985,997.45	10/18/2022	\$16,299,800.91	10/27/2022	\$15,520,421.75
10/07/2022	\$13,974,625.24	10/19/2022	\$16,417,208.09	10/28/2022	\$15,584,737.81
10/11/2022	\$14,491,124.73	10/20/2022	\$16,561,206.81	10/31/2022	\$15,614,491.44





Overdraft and Returned Item Fees

	Total for this period	Total year-to-date
Total Overdraft Fees	\$0.00	\$0.00
Total Returned Item Fees	\$0.00	\$0.00

RETURN SERVICE REQUESTED

CITY OF WEBSTER CITY
WC USDA REVOLVING LOAN
PO BOX 217
WEBSTER CITY IA 50595-0217

Managing Your Accounts

	Customer Service (515)832-1133
	Telephone Banking (800)260-8419
	Mailing Address 635 1st Street Webster City, IA 50595
	Online Banking www.availa.bank

Summary of Accounts

Account Type	Account Number	Ending Balance
PUBLIC FUNDS CHECKING	7025498	\$233,524.05

PUBLIC FUNDS CHECKING-7025498

Account Summary

Date	Description	Amount
10/01/2022	Beginning Balance	\$230,425.71
	2 Credit(s) This Period	\$3,098.34
	0 Debit(s) This Period	\$0.00
10/31/2022	Ending Balance	\$233,524.05

Interest Summary

Description	Amount
Annual Percentage Yield Earned	0.50%
Interest Days	31
Interest Earned Not Paid	\$0.00
Interest Paid This Period	\$98.34
Interest Paid Year-to-Date	\$906.41
Minimum Balance	\$230,425.71

Deposits

Date	Description	Amount
10/31/2022	Accr Earning Pymt Added to Account	\$98.34

Electronic Credits

Date	Description	Amount
10/20/2022	ACH Deposit CITY OF WEBSTER USDA TRANS USDA TRANSFER	\$3,000.00

Daily Balances

Date	Amount	Date	Amount	Date	Amount
10/01/2022	\$230,425.71	10/20/2022	\$233,425.71	10/31/2022	\$233,524.05

Overdraft and Returned Item Fees

	Total for this period	Total year-to-date
Total Overdraft Fees	\$0.00	\$0.00
Total Returned Item Fees	\$0.00	\$0.00

**City of Webster City - Receipts
OCTOBER, 2022**

<u>FUND</u>	<u>AMOUNT</u>
GENERAL FUND	\$1,079,540.47
ROAD USE TAX FUND	\$90,762.72
TIF	\$94,459.20
SSMID	\$10,793.28
SPECIAL REVENUE FUNDS	\$604,945.54
DEBT SERVICE FUND	\$320,451.15
FIDUCIARY FUNDS	\$10.59
PERMANENT FUND	\$478.80
IMPROVEMENT FUNDS	\$74,683.41
ELECTRIC UTILITY FUND	\$1,093,169.94
WATER UTILITY FUND	\$231,908.69
SEWER UTILITY FUND	<u>\$213,430.17</u>
TOTAL	<u>\$3,814,633.96</u>

October
Summary of Investments - FY23

<u>Financial Institution</u>	<u>Investment</u>	<u>Term</u>	<u>Purchase Date</u>	<u>Due Date</u>	<u>Redeem Date</u>	<u>Int Rate</u>	<u>Begin Balance</u>	<u>Purchased</u>	<u>Redeemed</u>	<u>Ending Balance</u>	<u>Month Interest</u>	<u>Interest YTD</u>
IPAIT	CD-6 mo-purch-Sept 2022	6 month	9/12/22	3/13/23		3.20%	2,000,000.00			2,000,000.00	-	
IPAIT	CD-9 mo-purch-Sept 2022	9 month	9/12/22	6/9/23		3.30%	2,000,000.00			2,000,000.00		
IPAIT	CD-12 mo-purch-Sept 2022	12 month	9/12/22	9/14/23		3.40%	2,000,000.00			2,000,000.00		
People's Credit Union	CD-3 mo-purch-Aug 2022	3 month	8/12/22	11/12/22		2.20%	2,000,000.00		-	2,000,000.00		
People's Credit Union	CD-6 mo-purch-Aug 2022	6 month	8/12/22	2/12/23		2.30%	2,000,000.00			2,000,000.00		
People's Credit Union	CD-12 mo-purch-Aug 2022	12 month	8/12/22	8/12/23		2.40%	2,000,000.00			2,000,000.00		
Availa Bank	Sweep Account					0.81%	-	-	-	-	13,817.33	62,415.12
Availa Bank	USDA Revolving Loan Checking					0.50%					98.34	382.25
Availa Bank	Checking Account					0.50%					212.33	842.47
							12,000,000.00	-	-	12,000,000.00	14,128.00	63,639.84

BIDS WERE NOT TAKEN IN OCTOBER FOR CD'S

Webster City															
November 2022 Financial Report															
As of November 30, 2022															
Fund Code		Fund Name	Beginning Cash Balance	Beginning Investment Balance	Monthly Revenues	Investments Cashed	Transfers	Monthly Expenditures	Investments Purchased	Ending Cash Balance Before Adjustments	Cash Proof	Balance Sheet Adjustments	Ending Cash Balance	Ending Investment Balance	Treasurer's Ending Balance
General Fund															
100	100	General	1,707,937.78	1,000,000.00	149,894.96	-	922,386.00	402,589.70	500,000.00	1,877,629.04	2,035,607.78	103,506.08	1,981,135.12	1,500,000.00	3,481,135.12
	100A	Govern. Equip. Replacement	269,369.33	-	349.72	-	-	-	200,000.00	69,719.05	-	-	69,719.05	200,000.00	269,719.05
	100B	Govern Economic Development	104,419.87	1,000,000.00	135.57	-	-	-	-	104,555.44	-	-	104,555.44	1,000,000.00	1,104,555.44
	100C	Parks, Rec Public Grounds Improvements	33.59	-	-	-	-	119,835.42	-	(119,801.83)	-	-	(119,801.83)	-	(119,801.83)
		Subtotal-General Fund	2,081,760.57	2,000,000.00	150,380.25	-	922,386.00	522,425.12	700,000.00	1,932,101.70	2,035,607.78	103,506.08	2,035,607.78	2,700,000.00	4,735,607.78
Special Revenue Funds															
200	200	FICA - IPERS	132,926.28	-	10,792.42	-	-	18,832.51	-	124,886.19	124,886.19	-	124,886.19	-	124,886.19
201	201	Workers compensation	206,614.54	-	4,610.35	-	-	-	-	211,224.89	211,224.89	-	211,224.89	-	211,224.89
202	202	Medical/Flex Insurance	233,560.53	-	32,338.28	-	-	56,246.51	-	209,652.30	209,652.30	-	209,652.30	-	209,652.30
203	203	Unemployment Compensation	(4,854.13)	-	306.65	-	-	-	-	(4,547.48)	(4,547.48)	-	(4,547.48)	-	(4,547.48)
204	204	Road Use Tax	1,001,370.34	500,000.00	86,408.54	-	-	42,029.06	500,000.00	545,749.82	545,749.82	-	545,749.82	1,000,000.00	1,545,749.82
205	205	Airport Commission	655,985.63	-	20,408.16	-	-	45,035.44	300,000.00	331,358.35	329,733.94	(1,624.41)	329,733.94	300,000.00	629,733.94
208	208	Hotel/Motel Sales Tax	333,153.96	-	62,807.79	-	-	7,525.00	200,000.00	188,436.75	188,436.75	-	188,436.75	200,000.00	388,436.75
209	209	Emergency Levy Fund	32,655.60	-	2,860.83	-	-	-	-	35,516.43	35,516.43	-	35,516.43	-	35,516.43
210	210	Police/Fire Retirement Trust Fund	80,152.73	-	10,321.34	-	-	19,726.09	-	70,747.98	70,747.98	-	70,747.98	-	70,747.98
211	211	DARE Trust	117.79	-	-	-	-	-	-	117.79	117.79	-	117.79	-	117.79
212	212	Seized Property Trust	-	-	-	-	-	-	-	-	-	-	-	-	-
214	214	K9 Trust	(691.03)	-	-	-	-	294.62	-	(985.65)	(985.65)	-	(985.65)	-	(985.65)
216	216	Police Reserve Officers Fund	3,567.57	-	4.63	-	-	-	-	3,572.20	3,572.20	-	3,572.20	-	3,572.20
217	217	Wilson Brewer Park/Depot Foundation	1,846.85	-	-	-	-	-	-	1,846.85	1,846.85	-	1,846.85	-	1,846.85
218	218	Webster City Pride Committee	4,251.69	-	-	-	-	-	-	4,251.69	4,251.69	-	4,251.69	-	4,251.69
219	219	Kendall Young Scout Lodge	2,793.80	-	3.63	-	-	-	-	2,797.43	2,797.43	-	2,797.43	-	2,797.43
220	220	Economic Development Revolving	42,460.88	-	-	-	-	-	-	42,460.88	42,460.88	-	42,460.88	-	42,460.88
228	228	Low/Moderate Income Revolving	35,832.71	500,000.00	123.89	-	-	-	-	35,956.60	36,640.96	684.36	36,640.96	500,000.00	536,640.96
229	229	WC Commercial Rehab Rev Loan Program	143,739.30	-	202.23	-	-	-	-	143,941.53	143,925.91	(15.62)	143,925.91	-	143,925.91
231	231	CDBG Housing Rehab	16.90	-	-	-	-	-	-	16.90	16.90	-	16.90	-	16.90
232	232	B.L.U.E.	5,930.42	-	427.70	-	-	-	-	6,358.12	6,358.12	-	6,358.12	-	6,358.12
240	240	USDA Revolving Loan Fund	236,487.61	-	96.38	-	-	-	-	236,583.99	239,583.99	3,000.00	239,583.99	-	239,583.99
250	250	TIF - Riverview	17,026.35	-	284.42	-	-	-	-	17,310.77	17,310.77	-	17,310.77	-	17,310.77
251	251	TIF - HyVee	3,766.46	-	-	-	-	-	-	3,766.46	3,766.46	-	3,766.46	-	3,766.46
255	255	TIF - Brewer Creek Estates	9,585.79	-	12.45	-	-	-	-	9,598.24	9,598.24	-	9,598.24	-	9,598.24
260	260	SSMID	25,197.73	-	880.43	-	-	344.00	-	25,734.16	25,734.16	-	25,734.16	-	25,734.16
265	265	TIF - Struchen	-	-	-	-	-	-	-	-	-	-	-	-	-
268	268	TIF - SE Development Park Project	(20,998.39)	-	-	-	-	-	-	(20,998.39)	(20,998.39)	-	(20,998.39)	-	(20,998.39)
272	272	TIF - Mitchell Machine	84.63	-	-	-	-	-	-	84.63	84.63	-	84.63	-	84.63
281	281	TIF - Gourley Subdivision	12,674.82	-	-	-	-	8,324.82	-	4,350.00	4,350.00	-	4,350.00	-	4,350.00
282	282	TIF - SW Watermain Improvement	1.96	-	-	-	-	-	-	1.96	1.96	-	1.96	-	1.96
283	283	TIF - Town & Country (FSB)	15,156.36	-	-	-	-	-	-	15,156.36	15,156.36	-	15,156.36	-	15,156.36
284	284	TIF - Fareway Stores	11,553.83	-	-	-	-	3,601.59	-	7,952.24	7,952.24	-	7,952.24	-	7,952.24
285	285	TIF - First State Bank	42,544.08	-	-	-	-	28,276.72	-	14,267.36	14,267.36	-	14,267.36	-	14,267.36
286	286	TIF - Infinity Services LLC	50,734.94	-	-	-	-	-	-	50,734.94	50,734.94	-	50,734.94	-	50,734.94
287	287	TIF - Webster City Federal	35,570.53	-	13,896.61	-	-	26,587.01	-	22,880.13	22,880.13	-	22,880.13	-	22,880.13
288	288	TIF - Van Diest Medical Center	(2,500.00)	-	-	-	-	-	-	(2,500.00)	(2,500.00)	-	(2,500.00)	-	(2,500.00)
289	289	TIF - 2013 Medical Complex URA-KTJ (Shopko)	55,881.06	-	-	-	-	-	-	55,881.06	55,881.06	-	55,881.06	-	55,881.06
290	290	TIF - 3DK Enterprises	18,088.37	-	-	-	-	4,819.94	-	13,268.43	13,268.43	-	13,268.43	-	13,268.43
291	291	TIF - 2016 Industrial - WC Custom Meats	(896.55)	-	-	-	-	-	-	(896.55)	(896.55)	-	(896.55)	-	(896.55)
292	292	TIF - Mary Ann's	-	-	-	-	-	-	-	-	-	-	-	-	-
293	293	TIF - Tasler's	(1,500.00)	-	-	-	-	-	-	(1,500.00)	(1,500.00)	-	(1,500.00)	-	(1,500.00)
294	294	TIF - Ridge Development	28,335.90	-	-	-	-	1,454.00	-	26,881.90	26,881.90	-	26,881.90	-	26,881.90
295	295	TIF - Gary & Brenda Fox	3,051.15	-	11,879.28	-	-	12,626.81	-	2,303.62	2,303.62	-	2,303.62	-	2,303.62
296	296	TIF - Kenyon Hill Ridge	31,242.14	-	-	-	-	-	-	31,242.14	31,242.14	-	31,242.14	-	31,242.14
		Subtotal - Special Revenue Funds	3,482,521.13	1,000,000.00	258,666.01	-	-	275,724.12	1,000,000.00	2,465,463.02	2,467,507.35	2,044.33	2,467,507.35	2,000,000.00	4,467,507.35
Debt Service Fund															
300	300	Debt Service	609,626.80	-	44,865.76	-	-	140,370.55	-	514,122.01	514,122.01	-	514,122.01	-	514,122.01
		Subtotal - Debt Service Fund	609,626.80	-	44,865.76	-	-	140,370.55	-	514,122.01	514,122.01	-	514,122.01	-	514,122.01
Fiduciary & Agency Funds															
400	400	Joe E. Barr Trust	1,599.05	-	-	-	-	-	-	1,599.05	1,599.05	-	1,599.05	-	1,599.05
401	401	Edgar Foster Trust	1,885.10	-	-	-	-	-	-	1,885.10	1,885.10	-	1,885.10	-	1,885.10
402	402	Calvary Cemetery Trust	5,112.28	-	-	-	-	-	-	5,112.28	5,112.28	-	5,112.28	-	5,112.28
403	403	Zella Silvers Trust	2,906.67	-	-	-	-	-	-	2,906.67	2,906.67	-	2,906.67	-	2,906.67
411	411	Mulberry Church	16,537.03	-	84.47	-	-	-	-	16,621.50	16,621.50	-	16,621.50	-	16,621.50
412	412	Youth Advisory	160.00	-	-	-	-	-	-	160.00	160.00	-	160.00	-	160.00
430	430	RAGBRAI	5,158.40	-	-	-	-	-	-	5,158.40	5,158.40	-	5,158.40	-	5,158.40
		Subtotal - Fiduciary & Agency Funds	33,358.53	-	84.47	-	-	-	-	33,443.00	33,443.00	-	33,443.00	-	33,443.00


Webster City	
November 2022 Financial Report	
As of November 30, 2022	

Fund Code		Fund Name	Beginning Cash Balance	Beginning Investment Balance	Monthly Revenues	Investments Cashed	Transfers	Monthly Expenditures	Investments Purchased	Ending Cash Balance Before Adjustments	Cash Proof	Balance Sheet Adjustments	Ending Cash Balance	Ending Investment Balance	Treasurer's Ending Balance
Permanent Fund															
404	404	Perpetual Care Trust (Non-exp.)	457,774.13	-	79.80	-	-	-	-	457,853.93	457,853.93	-	457,853.93	-	457,853.93
		Subtotal - Permanent Fund	457,774.13	-	79.80	-	-	-	-	457,853.93	457,853.93	-	457,853.93	-	457,853.93
Capital Project Funds															
500	500	Capital Improvement Reserve	1,213,210.37	2,000,000.00	92,946.10	-	-	-	-	1,306,156.47	1,306,156.47	-	1,306,156.47	2,000,000.00	3,306,156.47
501	501	American Rescue Plan	1,149,134.25	-	1,491.90	-	-	-	-	1,150,626.15	1,150,626.15	-	1,150,626.15	-	1,150,626.15
502	502	Brewer Creek Estates	179.55	-	0.23	-	-	-	-	179.78	179.78	-	179.78	-	179.78
503	503	Boone River Trail	-	-	-	-	-	-	-	-	-	-	-	-	-
504	504	Second Street Reconstruction	(515,523.69)	-	-	-	-	-	-	(515,523.69)	(515,523.69)	-	(515,523.69)	-	(515,523.69)
506	506	Sidewalk Improvement Fund	46,595.72	-	60.49	-	-	-	-	46,656.21	46,656.21	-	46,656.21	-	46,656.21
525	525	Annual Street Maintenance	(115,401.06)	-	-	-	-	20,584.76	-	(135,985.82)	(135,985.82)	-	(135,985.82)	-	(135,985.82)
527	527	Public Railroad Crossings	149.30	-	-	-	-	-	-	149.30	149.30	-	149.30	-	149.30
528	528	Bridge Improvements	42,733.86	-	-	-	-	-	-	42,733.86	42,733.86	-	42,733.86	-	42,733.86
531	531	E Second St Sidewalk/Street Improvements	-	-	-	-	-	-	-	-	-	-	-	-	-
532	532	James Street (Old Hwy 20) Project	-	-	-	-	-	-	-	-	-	-	-	-	-
533	533	Superior Street Sidewalk	-	-	-	-	-	-	-	-	-	-	-	-	-
534	534	Wilson-Brewer Park Improvement Project	(4,662.23)	-	-	-	-	(1,497.78)	-	(3,164.45)	(3,164.45)	-	(3,164.45)	-	(3,164.45)
535	535	W Twin Park Shelter Project	-	-	-	-	-	-	-	-	-	-	-	-	-
536	536	2020 2nd Street Reconstruction	1,544,407.96	-	-	-	-	112.00	-	1,544,295.96	1,544,295.96	-	1,544,295.96	-	1,544,295.96
537	537	E Twin Improvements	(37,062.00)	-	9,810.52	-	-	-	-	(27,251.48)	(27,251.48)	-	(27,251.48)	-	(27,251.48)
		Subtotal - Capital Project Funds	3,323,762.03	2,000,000.00	104,309.24	-	-	19,198.98	-	3,408,872.29	3,408,872.29	-	3,408,872.29	2,000,000.00	5,408,872.29
Enterprise Funds															
601	601	Electric Utility	1,114,360.46	-	1,009,616.40	-	(693,411.00)	1,091,772.95	-	338,792.91	805,087.84	(131,014.11)	207,778.80	-	207,778.80
	601D	Electric Improvement Reserve	823,629.49	3,000,000.00	-	-	-	-	1,000,000.00	(176,370.51)	-	-	(176,370.51)	4,000,000.00	3,823,629.49
	601E	Project Share Donations	13,059.53	-	92.00	-	-	-	-	13,151.53	-	-	13,151.53	-	13,151.53
	601F	Green City Energy Donations	2,873.00	-	10.00	-	-	-	-	2,883.00	-	-	2,883.00	-	2,883.00
	601G	Green City Energy Donations - Pleasant	510.00	-	-	-	-	-	-	510.00	-	-	510.00	-	510.00
	601M	Electric Equipment Replacement	622,291.64	-	807.91	-	-	-	500,000.00	123,099.55	-	-	123,099.55	500,000.00	623,099.55
	601N	Customer Deposit Trust	418,828.18	-	2,844.81	-	-	-	-	421,672.99	-	-	421,672.99	-	421,672.99
	601P	Electric Economic Development	212,087.13	1,000,000.00	275.35	-	-	-	-	212,362.48	-	-	212,362.48	1,000,000.00	1,212,362.48
	601Q	USDA Elect Revenue Loan	-	-	-	-	-	-	-	-	-	-	-	-	-
		Subtotal - Electric Utility Fund	3,207,639.43	4,000,000.00	1,013,646.47	-	(693,411.00)	1,091,772.95	1,500,000.00	936,101.95	805,087.84	(131,014.11)	805,087.84	5,500,000.00	6,305,087.84
602	602	Water Utility	639,936.17	-	527,075.03	-	(432,417.00)	343,263.26	-	391,330.94	807,956.27	4,776.45	396,107.39	-	396,107.39
	602A	Water Plant Improvements	54,811.94	-	-	-	-	-	800,000.00	(745,188.06)	-	-	(745,188.06)	800,000.00	54,811.94
	602B	Water Bond Sinking	(255,920.75)	-	(318,163.00)	-	318,163.00	-	-	(255,920.75)	-	-	(255,920.75)	-	(255,920.75)
	602D	Water Improvement Reserve	1,065,914.54	1,000,000.00	-	-	-	-	-	1,065,914.54	-	-	1,065,914.54	1,000,000.00	2,065,914.54
	602E	Water Equipment Replacement	346,593.17	-	449.98	-	-	-	-	347,043.15	-	-	347,043.15	-	347,043.15
		Subtotal - Water Utility Fund	1,851,335.07	1,000,000.00	209,362.01	-	(114,254.00)	343,263.26	800,000.00	803,179.82	807,956.27	4,776.45	807,956.27	1,800,000.00	2,607,956.27
603	603	Sewer Utility	1,070,578.75	2,000,000.00	215,544.43	2,000,000.00	(114,721.00)	118,854.41	2,000,000.00	1,052,547.77	2,123,854.64	(164.89)	1,052,382.88	2,000,000.00	3,052,382.88
	603A	Sewer Bond Sinking	(3,414.98)	-	-	-	-	-	-	(3,414.98)	-	-	(3,414.98)	-	(3,414.98)
	603B	Sewer Bond Reserve	162,453.30	-	-	-	-	-	-	162,453.30	-	-	162,453.30	-	162,453.30
	603D	Sewer Improvement Reserve	585,022.24	-	-	-	-	-	-	585,022.24	-	-	585,022.24	-	585,022.24
	603E	Interceptor Sewer Trust	126,762.91	-	164.57	-	-	-	-	126,927.48	-	-	126,927.48	-	126,927.48
	603F	Sewer Equipment Replacement	200,223.77	-	259.95	-	-	-	-	200,483.72	-	-	200,483.72	-	200,483.72
		Subtotal - Sewer Utility Fund	2,141,625.99	2,000,000.00	215,968.95	2,000,000.00	(114,721.00)	118,854.41	2,000,000.00	2,124,019.53	2,123,854.64	(164.89)	2,123,854.64	2,000,000.00	4,123,854.64
		Subtotal - Enterprise Funds	7,200,600.49	7,000,000.00	1,438,977.43	2,000,000.00	(922,386.00)	1,553,890.62	4,300,000.00	3,863,301.30	3,736,898.75		3,736,898.75	9,300,000.00	13,036,898.75
Internal Service Funds															
902	902	Medical/Flex Trust	(53,857.57)	-	5,453.68	-	-	-	-	(48,403.89)	(51,857.40)	(3,453.51)	(51,857.40)	-	(51,857.40)
		Subtotal - Internal Service Funds	(53,857.57)	-	5,453.68	-	-	-	-	(48,403.89)	(51,857.40)	(3,453.51)	(51,857.40)	-	(51,857.40)
		Total	17,135,546.11	12,000,000.00	2,002,816.64	2,000,000.00	-	2,511,609.39	6,000,000.00	12,626,753.36			12,602,447.71	16,000,000.00	28,602,447.71
								Less Petty Cash & Cash Reg. Change					(1,000.00)		
								Computer Cash Balance					12,601,447.71		

RETURN SERVICE REQUESTED

CITY OF WEBSTER CITY
PO BOX 217
WEBSTER CITY IA 50595-0217

Managing Your Accounts

	Customer Service (515)832-1133
	Telephone Banking (800)260-8419
	Mailing Address 635 1st Street Webster City, IA 50595
	Online Banking www.availa.bank

Summary of Accounts

Account Type	Account Number	Ending Balance
PUBLIC FUNDS CHECKING	7021673	\$500,205.48

PUBLIC FUNDS CHECKING-7021673

Account Summary

Date	Description	Amount
11/01/2022	Beginning Balance	\$500,212.33
	106 Credit(s) This Period	\$11,284,514.61
	231 Debit(s) This Period	\$11,284,521.46
11/30/2022	Ending Balance	\$500,205.48

Interest Summary

Description	Amount
Annual Percentage Yield Earned	0.50%
Interest Days	30
Interest Earned Not Paid	\$0.00
Interest Paid This Period	\$205.48
Interest Paid Year-to-Date	\$2,288.72
Minimum Balance	\$500,000.00

Deposits

Date	Description	Amount
11/01/2022	Deposit	\$54,501.67
11/01/2022	Transfer Deposit From DDA XXXXXX1682	\$27,749.82
11/02/2022	Deposit	\$17,745.82
11/03/2022	Deposit	\$23,922.69
11/04/2022	Deposit	\$23,648.67
11/07/2022	Deposit	\$44,074.64
11/07/2022	Transfer Deposit From DDA XXXXXX1682	\$12,845.86
11/08/2022	Deposit	\$105,947.51
11/09/2022	Deposit	\$94,575.83
11/10/2022	Deposit	\$35,556.60
11/10/2022	Transfer Deposit From DDA XXXXXX1682	\$5,977,512.81
11/14/2022	Deposit	\$186,487.75
11/15/2022	Deposit	\$2,030,859.72
11/17/2022	Deposit	\$17,457.95
11/17/2022	Deposit	\$6,330.34
11/18/2022	Deposit	\$52,276.47
11/21/2022	Deposit	\$42,185.09
11/22/2022	Deposit	\$42,946.28
11/22/2022	Transfer Deposit From DDA XXXXXX1682	\$639,583.01
11/23/2022	Deposit	\$10,874.49

Operations Center

5409 NW 88th St. Ste 200, Johnston, IA 50131

PUBLIC FUNDS CHECKING-7021673 (continued)
Deposits (continued)

Date	Description	Amount
11/23/2022	Transfer Deposit From DDA XXXXXX1682	\$105,783.44
11/25/2022	Dep Item Rtn ACH Web City PAYROLL SCHEUERMANN, RILEE-IncAcct	\$0.00
11/28/2022	Deposit	\$47,593.20
11/28/2022	Transfer Deposit From DDA XXXXXX1682	\$148,737.05
11/29/2022	Deposit	\$18,842.61
11/29/2022	Transfer Deposit From DDA XXXXXX1682	\$292,768.52
11/30/2022	Deposit	\$7,402.07
11/30/2022	Deposit	\$140.04
11/30/2022	Transfer Deposit From DDA XXXXXX1682	\$447,696.37
11/30/2022	Accr Earning Pymt Added to Account	\$205.48

Electronic Credits

Date	Description	Amount
11/01/2022	ACH Deposit CITY OF WEBSTER LMI Loan CHECKING * * * 1673	\$144.03
11/01/2022	ACH Deposit PAYMENTECH DEPOSIT CITY OF WEBSTER CITY	\$4,037.36
11/01/2022	ACH Deposit PAYMENTECH DEPOSIT CITY OF WEBSTER CITY	\$608.47
11/01/2022	ACH Deposit PAYMENTECH DEPOSIT Webster City Govt	\$32.50
11/01/2022	ACH Deposit PAYMENTECH DEPOSIT CITY OF WEBSTER CITY	\$163.00
11/02/2022	ACH Deposit PAYMENTECH DEPOSIT Webster City Govt	\$65.00
11/02/2022	ACH Deposit PAYMENTECH DEPOSIT CITY OF WEBSTER CITY	\$3,555.59
11/03/2022	ACH Deposit PAYMENTECH DEPOSIT CITY OF WEBSTER CITY	\$1,130.94
11/04/2022	ACH Deposit FCSAMERICA FCSA AFCSA EXP CITY OF WEBSTER CI	\$2,863.88
11/04/2022	ACH Deposit GRAND TRUNK WEST PAYMENT CITY OF WEBSTER CIT	\$1,072.75
11/04/2022	ACH Deposit PAYMENTECH DEPOSIT CITY OF WEBSTER CITY	\$2,017.59
11/04/2022	ACH Deposit THRIFTY WHITE DIRECT PAY City Of Webster Cit	\$691.80
11/07/2022	ACH Deposit CAPTURIS BILL PAY CITY OF WEBSTER	\$827.46
11/07/2022	ACH Deposit Kwik Trip, Inc. EDI PYMNTS WEBSTER CITY	\$11,508.14
11/07/2022	ACH Deposit PAYMENTECH DEPOSIT Webster City Govt	\$157.50
11/07/2022	ACH Deposit PAYMENTECH DEPOSIT CITY OF WEBSTER CITY	\$3,475.35
11/07/2022	ACH Deposit PAYMENTECH DEPOSIT Webster Service Fee	\$0.69
11/08/2022	ACH Deposit PAYMENTECH DEPOSIT Webster City Govt	\$32.50
11/08/2022	ACH Deposit PAYMENTECH DEPOSIT CITY OF WEBSTER CITY	\$4,141.82

Operations Center

5409 NW 88th St. Ste 200, Johnston, IA 50131

PUBLIC FUNDS CHECKING-7021673 (continued)
Electronic Credits (continued)

Date	Description	Amount
11/08/2022	ACH Deposit PAYMENTECH DEPOSIT CITY OF WEBSTER CITY	\$2,785.19
11/08/2022	ACH Deposit PAYMENTECH DEPOSIT CITY OF WEBSTER CITY	\$644.20
11/08/2022	ACH Deposit PAYMENTECH DEPOSIT Webster City Govt	\$11.00
11/08/2022	ACH Deposit THE HANOR CO WI PAYABLES CITY OF WEBSTER CIT	\$773.16
11/09/2022	ACH Deposit PAYMENTECH DEPOSIT CITY OF WEBSTER CITY	\$2,082.80
11/09/2022	ACH Deposit PAYMENTECH DEPOSIT Webster Service Fee	\$0.96
11/09/2022	ACH Deposit PAYMENTECH DEPOSIT Webster City Govt	\$32.50
11/10/2022	ACH Deposit Corn Belt Power AP CITY OF WEBSTER CITY	\$278.06
11/10/2022	ACH Deposit PAYMENTECH DEPOSIT CITY OF WEBSTER CITY	\$3,378.68
11/10/2022	ACH Deposit PAYMENTECH DEPOSIT Webster Service Fee	\$3.41
11/10/2022	ACH Deposit PAYMENTECH DEPOSIT Webster City Govt	\$89.00
11/10/2022	ACH Deposit ST OF IA-E.F.T. E.F.T. WEBSTER CITY CITY OF	\$101.75
11/10/2022	ACH Deposit ST OF IA-E.F.T. E.F.T. WEBSTER CITY CITY OF	\$101.95
11/10/2022	ACH Deposit Webster City UTILITY CITY OF WEBSTER CITY U	\$129,808.11
11/14/2022	ACH Deposit PAYMENTECH DEPOSIT CITY OF WEBSTER CITY	\$5,126.31
11/14/2022	ACH Deposit PAYMENTECH DEPOSIT CITY OF WEBSTER CITY	\$12,127.85
11/14/2022	ACH Deposit PAYMENTECH DEPOSIT Webster Service Fee	\$1.60
11/14/2022	ACH Deposit PAYMENTECH DEPOSIT Webster City Govt	\$58.00
11/15/2022	ACH Deposit HAMILTON COUNTY Treas Ord Webster City Corp.	\$217,228.78
11/15/2022	ACH Deposit MARY ANNS SPECIA WC USDA LN CITY OF WEBSTER	\$8,403.36
11/15/2022	ACH Deposit PAYMENTECH DEPOSIT CITY OF WEBSTER CITY	\$1,469.16
11/15/2022	ACH Deposit PAYMENTECH DEPOSIT CITY OF WEBSTER CITY	\$572.82
11/15/2022	ACH Deposit PAYMENTECH DEPOSIT CITY OF WEBSTER CITY	\$770.92
11/15/2022	ACH Deposit PAYMENTECH DEPOSIT Webster City Govt	\$5.50
11/16/2022	ACH Deposit CAPTURIS BILL PAY CITY OF WEBSTER	\$14,717.99
11/16/2022	ACH Deposit PAYMENTECH DEPOSIT CITY OF WEBSTER CITY	\$4,500.15
11/16/2022	ACH Deposit PAYMENTECH DEPOSIT Webster Service Fee	\$0.96
11/16/2022	ACH Deposit ST OF IA-E.F.T. E.F.T. WEBSTER CITY CITY OF	\$85,108.48
11/17/2022	ACH Deposit PAYMENTECH DEPOSIT CITY OF WEBSTER CITY	\$2,499.17

Operations Center

5409 NW 88th St. Ste 200, Johnston, IA 50131

PUBLIC FUNDS CHECKING-7021673 (continued)
Electronic Credits (continued)

Date	Description	Amount
11/18/2022	ACH Deposit PAYMENTECH DEPOSIT CITY OF WEBSTER CITY	\$4,349.21
11/18/2022	ACH Deposit VanDiest Med Ctr InvoicePmt CITY OF WEBSTER	\$11,422.36
11/21/2022	ACH Deposit Corn Belt Power AP CITY OF WEBSTER CITY	\$87,786.30
11/21/2022	ACH Deposit PAYMENTECH DEPOSIT CITY OF WEBSTER CITY	\$2,422.32
11/21/2022	ACH Deposit Webster City UTILITY CITY OF WEBSTER CITY U	\$62,636.97
11/22/2022	ACH Deposit PAYMENTECH DEPOSIT CITY OF WEBSTER CITY	\$4,632.59
11/22/2022	ACH Deposit PAYMENTECH DEPOSIT Webster Service Fee	\$1.79
11/22/2022	ACH Deposit PAYMENTECH DEPOSIT Webster City Govt	\$153.00
11/22/2022	ACH Deposit PAYMENTECH DEPOSIT CITY OF WEBSTER CITY	\$2,207.53
11/22/2022	ACH Deposit PAYMENTECH DEPOSIT Webster City Govt	\$22.00
11/22/2022	ACH Deposit PAYMENTECH DEPOSIT CITY OF WEBSTER CITY	\$2,264.73
11/23/2022	ACH Deposit MEMBERS TRUST CO DEPOSIT CITY OF WEBSTER CIT	\$9,154.30
11/23/2022	ACH Deposit PAYMENTECH DEPOSIT CITY OF WEBSTER CITY	\$7,053.74
11/25/2022	ACH Deposit Corn Belt Power AP CITY OF WEBSTER CITY	\$104.10
11/25/2022	ACH Deposit FAREWAY STORES ACH CITY OF WEBSTER CITY U	\$8,903.82
11/25/2022	ACH Deposit PAYMENTECH DEPOSIT CITY OF WEBSTER CITY	\$2,822.08
11/25/2022	ACH Deposit PAYMENTECH DEPOSIT CITY OF WEBSTER CITY	\$20,510.76
11/25/2022	ACH Deposit VanDiest Med Ctr InvoicePmt CITY OF WEBSTER	\$2,135.22
11/28/2022	ACH Deposit GRAND TRUNK WEST PAYMENT CITY OF WEBSTER CIT	\$783.02
11/28/2022	ACH Deposit PAYMENTECH DEPOSIT CITY OF WEBSTER CITY	\$396.89
11/29/2022	ACH Deposit PAYMENTECH DEPOSIT CITY OF WEBSTER CITY	\$1,041.89
11/29/2022	ACH Deposit PAYMENTECH DEPOSIT Webster City Govt	\$5.50
11/29/2022	ACH Deposit PAYMENTECH DEPOSIT Webster City Govt	\$11.00
11/29/2022	ACH Deposit PAYMENTECH DEPOSIT CITY OF WEBSTER CITY	\$106.39
11/29/2022	ACH Deposit PAYMENTECH DEPOSIT CITY OF WEBSTER CITY	\$297.64
11/29/2022	ACH Deposit PAYMENTECH DEPOSIT Webster City Govt	\$11.00
11/30/2022	ACH Deposit PAYMENTECH DEPOSIT CITY OF WEBSTER CITY	\$7,774.47
11/30/2022	ACH Deposit PAYMENTECH DEPOSIT Webster City Govt	\$44.00

Operations Center

5409 NW 88th St. Ste 200, Johnston, IA 50131

PUBLIC FUNDS CHECKING-7021673 (continued)
Electronic Debits

Date	Description	Amount
11/01/2022	ACH Payment IA CHILD SUPPORT CHILD SUPP CITY OF WEBSTER	\$624.90
11/01/2022	ACH Payment IA DEPT OF REV IA REV PAY WEBSTER CITY CITY	\$7,599.00
11/01/2022	ACH Payment IPERS PAYROLL CITY OF WEBSTER CITY	\$44,854.20
11/01/2022	ACH Payment MUNICIPAL FIRE & Company WEBSTER CITY	\$27,602.47
11/01/2022	ACH Payment PAYMENTECH CHARGEBACK CITY OF WEBSTER CITY	\$218.45
11/01/2022	ACH Payment PEOPLES CU PAYMENT CITY OF WEBSTER CITY	\$5,366.49
11/03/2022	ACH Payment PAYMENTECH FEE Webster City Govt	\$32.11
11/03/2022	ACH Payment PAYMENTECH FEE Webster Service Fee	\$32.00
11/04/2022	ACH Payment Xpress Bill Pay Billing Webster City	\$758.77
11/07/2022	ACH Payment IA DEPT OF REV IA REV PAY WEBSTER CITY CITY	\$11,649.85
11/07/2022	ACH Payment IA DEPT OF REV IA REV PAY WEBSTER CITY CITY	\$24,630.00
11/07/2022	ACH Payment IA DEPT OF REV IA REV PAY WEBSTER CITY CITY	\$24,630.00
11/07/2022	ACH Payment IA DEPT OF REV IA REV PAY WEBSTER CITY CITY	\$11,649.85
11/10/2022	ACH Payment IPAIT IPAIT City of Webster City	\$6,000,000.00
11/10/2022	ACH Payment Webster City PAYROLL CITY OF WEBSTER CITY	\$124,264.85
11/14/2022	ACH Payment IRS USATAXPYMT CITY OF WEBSTER CITY	\$37,597.72
11/15/2022	ACH Payment IA CHILD SUPPORT CHILD SUPP CITY OF WEBSTER	\$624.90
11/15/2022	ACH Payment IA DEPT OF REV IA REV PAY WEBSTER CITY CITY	\$7,426.00
11/21/2022	ACH Payment CITY OF WEBSTER USDA TRANS CHECKING * * * 1673	\$3,000.00
11/22/2022	ACH Payment NIMECA WC PwrBill Webster City	\$600,256.82
11/23/2022	ACH Payment Webster City PAYROLL CITY OF WEBSTER CITY	\$127,764.61
11/25/2022	ACH Payment IA Unclaimed Pro WEBPYMT City of Webster Cit	\$1,266.01
11/28/2022	ACH Payment USDA RD RUS PAYMENT WEBSTER CITY, CITY	\$16,806.72
11/29/2022	ACH Payment IA CHILD SUPPORT CHILD SUPP CITY OF WEBSTER	\$624.90
11/29/2022	ACH Payment IA DEPT OF REV IA REV PAY WEBSTER CITY CITY	\$7,764.00
11/29/2022	ACH Payment UMB CORP TRUST UMBCT DS WEBSTER CITY 16A	\$30,881.25
11/29/2022	ACH Payment UMB CORP TRUST UMBCT DS WEBSTER CITY 21A	\$100,335.00
11/29/2022	ACH Payment UMB CORP TRUST UMBCT DS WEBSTER CITY WTR 21B	\$53,831.25
11/30/2022	ACH Payment IRS USATAXPYMT CITY OF WEBSTER CITY	\$38,886.82

Operations Center

5409 NW 88th St. Ste 200, Johnston, IA 50131

PUBLIC FUNDS CHECKING-7021673 (continued)
Electronic Debits (continued)

Date	Description	Amount
11/30/2022	ACH Payment MUNICIPAL FIRE & Company WEBSTER CITY	\$27,593.37

Other Debits

Date	Description	Amount
11/02/2022	Transfer Withdrawal To DDA XXXXXX1682	\$20,935.38
11/03/2022	Transfer Withdrawal To DDA XXXXXX1682	\$24,899.02
11/04/2022	Transfer Withdrawal To DDA XXXXXX1682	\$29,170.64
11/08/2022	Transfer Withdrawal To DDA XXXXXX1682	\$109,988.76
11/09/2022	Transfer Withdrawal To DDA XXXXXX1682	\$38,691.28
11/14/2022	Transfer Withdrawal To DDA XXXXXX1682	\$32,145.01
11/15/2022	Dep Item Rtn ACH Webster City UTILITY PEED, JACK-CLSD ACCT	\$33.10
11/15/2022	Transfer Withdrawal To DDA XXXXXX1682	\$2,215,765.07
11/16/2022	Transfer Withdrawal To DDA XXXXXX1682	\$89,168.74
11/17/2022	Transfer Withdrawal To DDA XXXXXX1682	\$20,705.40
11/18/2022	Transfer Withdrawal To DDA XXXXXX1682	\$67,561.49
11/21/2022	Transfer Withdrawal To DDA XXXXXX1682	\$189,537.74
11/23/2022	Dep Item Rtn ACH Webster City UTILITY CAPSEL, CHARLES	\$140.04
11/25/2022	Transfer Withdrawal To DDA XXXXXX1682	\$9,900.65





Checks Cleared

Check Nbr	Date	Amount	Check Nbr	Date	Amount	Check Nbr	Date	Amount
3465	11/21/2022	\$36.94	3566*	11/18/2022	\$18.47	3598	11/30/2022	\$877.60
3521*	11/15/2022	\$137.38	3567	11/15/2022	\$633.13	57885*	11/18/2022	\$137.58
3524*	11/18/2022	\$18.47	3568	11/30/2022	\$55.41	57927*	11/01/2022	\$147.03
3528*	11/28/2022	\$413.59	3569	11/17/2022	\$68.91	57965*	11/08/2022	\$3,352.30
3532*	11/22/2022	\$731.09	3570	11/16/2022	\$372.60	57987*	11/23/2022	\$53.57
3544*	11/18/2022	\$64.64	3571	11/16/2022	\$68.91	57989*	11/02/2022	\$252.60
3545	11/07/2022	\$265.30	3572	11/15/2022	\$73.88	58019*	11/10/2022	\$8,842.25
3546	11/07/2022	\$64.64	3573	11/15/2022	\$206.97	58053*	11/23/2022	\$330.27
3547	11/01/2022	\$145.43	3574	11/23/2022	\$67.87	58057*	11/01/2022	\$250.00
3548	11/23/2022	\$331.61	3575	11/22/2022	\$66.50	58084*	11/09/2022	\$43.00
3549	11/02/2022	\$145.43	3576	11/15/2022	\$427.50	58086*	11/14/2022	\$468.73
3550	11/01/2022	\$191.93	3577	11/15/2022	\$334.03	58087	11/16/2022	\$1,823.04
3554*	11/03/2022	\$90.50	3578	11/15/2022	\$131.98	58088	11/16/2022	\$2,302.44
3555	11/08/2022	\$44.32	3579	11/23/2022	\$950.00	58089	11/15/2022	\$19.50
3557*	11/04/2022	\$365.28	3580	11/18/2022	\$32.50	58090	11/15/2022	\$1,500.00
3558	11/01/2022	\$274.28	3581	11/17/2022	\$175.00	58091	11/10/2022	\$9,154.30
3560*	11/02/2022	\$33.00	3591*	11/28/2022	\$234.94	58092	11/14/2022	\$4,657.23
3561	11/01/2022	\$175.00	3594*	11/29/2022	\$407.84	58093	11/14/2022	\$21,303.96
3562	11/08/2022	\$950.00	3595	11/28/2022	\$222.95	58094	11/15/2022	\$691.53
3563	11/28/2022	\$46.12	3597*	11/28/2022	\$200.17	58095	11/14/2022	\$1,016.74

RETURN SERVICE REQUESTED

CITY OF WEBSTER CITY
SWEEP ACCOUNT
PO BOX 217
WEBSTER CITY IA 50595-0217

Managing Your Accounts

	Customer Service (515)832-1133
	Telephone Banking (800)260-8419
	Mailing Address 635 1st Street Webster City, IA 50595
	Online Banking www.availa.bank

Summary of Accounts

Account Type	Account Number	Ending Balance
PUBLIC FUNDS CHECKING	7021682	\$10,832,970.00

PUBLIC FUNDS CHECKING-7021682

Account Summary

Date	Description	Amount
11/01/2022	Beginning Balance	\$15,614,491.44
	13 Credit(s) This Period	\$2,871,155.44
	8 Debit(s) This Period	\$7,652,676.88
11/30/2022	Ending Balance	\$10,832,970.00

Interest Summary

Description	Amount
Annual Percentage Yield Earned	2.20%
Interest Days	30
Interest Earned Not Paid	\$0.00
Interest Paid This Period	\$22,686.26
Interest Paid Year-to-Date	\$192,683.29
Minimum Balance	\$9,820,068.03

Deposits

Date	Description	Amount
11/02/2022	Transfer Deposit From DDA XXXXXX1673	\$20,935.38
11/03/2022	Transfer Deposit From DDA XXXXXX1673	\$24,899.02
11/04/2022	Transfer Deposit From DDA XXXXXX1673	\$29,170.64
11/08/2022	Transfer Deposit From DDA XXXXXX1673	\$109,988.76
11/09/2022	Transfer Deposit From DDA XXXXXX1673	\$38,691.28
11/14/2022	Transfer Deposit From DDA XXXXXX1673	\$32,145.01
11/15/2022	Transfer Deposit From DDA XXXXXX1673	\$2,215,765.07
11/16/2022	Transfer Deposit From DDA XXXXXX1673	\$89,168.74
11/17/2022	Transfer Deposit From DDA XXXXXX1673	\$20,705.40
11/18/2022	Transfer Deposit From DDA XXXXXX1673	\$67,561.49
11/21/2022	Transfer Deposit From DDA XXXXXX1673	\$189,537.74

Operations Center

5409 NW 88th St. Ste 200, Johnston, IA 50131

PUBLIC FUNDS CHECKING-7021682 (continued)
Deposits (continued)

Date	Description	Amount
11/25/2022	Transfer Deposit From DDA XXXXXX1673	\$9,900.65
11/30/2022	Accr Earning Pymt Added to Account	\$22,686.26

Other Debits

Date	Description	Amount
11/01/2022	Transfer Withdrawal To DDA XXXXXX1673	\$27,749.82
11/07/2022	Transfer Withdrawal To DDA XXXXXX1673	\$12,845.86
11/10/2022	Transfer Withdrawal To DDA XXXXXX1673	\$5,977,512.81
11/22/2022	Transfer Withdrawal To DDA XXXXXX1673	\$639,583.01
11/23/2022	Transfer Withdrawal To DDA XXXXXX1673	\$105,783.44
11/28/2022	Transfer Withdrawal To DDA XXXXXX1673	\$148,737.05
11/29/2022	Transfer Withdrawal To DDA XXXXXX1673	\$292,768.52
11/30/2022	Transfer Withdrawal To DDA XXXXXX1673	\$447,696.37

Daily Balances

Date	Amount	Date	Amount	Date	Amount
11/01/2022	\$15,586,741.62	11/10/2022	\$9,820,068.03	11/22/2022	\$11,795,368.47
11/02/2022	\$15,607,677.00	11/14/2022	\$9,852,213.04	11/23/2022	\$11,689,585.03
11/03/2022	\$15,632,576.02	11/15/2022	\$12,067,978.11	11/25/2022	\$11,699,485.68
11/04/2022	\$15,661,746.66	11/16/2022	\$12,157,146.85	11/28/2022	\$11,550,748.63
11/07/2022	\$15,648,900.80	11/17/2022	\$12,177,852.25	11/29/2022	\$11,257,980.11
11/08/2022	\$15,758,889.56	11/18/2022	\$12,245,413.74	11/30/2022	\$10,832,970.00
11/09/2022	\$15,797,580.84	11/21/2022	\$12,434,951.48		





Overdraft and Returned Item Fees

	Total for this period	Total year-to-date
Total Overdraft Fees	\$0.00	\$0.00
Total Returned Item Fees	\$0.00	\$0.00

RETURN SERVICE REQUESTED

CITY OF WEBSTER CITY
WC USDA REVOLVING LOAN
PO BOX 217
WEBSTER CITY IA 50595-0217

Managing Your Accounts

	Customer Service (515)832-1133
	Telephone Banking (800)260-8419
	Mailing Address 635 1st Street Webster City, IA 50595
	Online Banking www.availa.bank

Summary of Accounts

Account Type	Account Number	Ending Balance
PUBLIC FUNDS CHECKING	7025498	\$236,620.43

PUBLIC FUNDS CHECKING-7025498

Account Summary

Date	Description	Amount
11/01/2022	Beginning Balance	\$233,524.05
	2 Credit(s) This Period	\$3,096.38
	0 Debit(s) This Period	\$0.00
11/30/2022	Ending Balance	\$236,620.43

Interest Summary

Description	Amount
Annual Percentage Yield Earned	0.50%
Interest Days	30
Interest Earned Not Paid	\$0.00
Interest Paid This Period	\$96.38
Interest Paid Year-to-Date	\$1,002.79
Minimum Balance	\$233,524.05

Deposits

Date	Description	Amount
11/30/2022	Accr Earning Pymt Added to Account	\$96.38

Electronic Credits

Date	Description	Amount
11/21/2022	ACH Deposit CITY OF WEBSTER USDA TRANS USDA TRANSFER	\$3,000.00

Daily Balances

Date	Amount	Date	Amount	Date	Amount
11/01/2022	\$233,524.05	11/21/2022	\$236,524.05	11/30/2022	\$236,620.43

Overdraft and Returned Item Fees

	Total for this period	Total year-to-date
Total Overdraft Fees	\$0.00	\$0.00
Total Returned Item Fees	\$0.00	\$0.00

**City of Webster City - Receipts
NOVEMBER, 2022**

<u>FUND</u>	<u>AMOUNT</u>
GENERAL FUND	\$150,380.25
ROAD USE TAX FUND	\$86,408.54
TIF	\$26,072.76
SSMID	\$880.43
SPECIAL REVENUE FUNDS	\$145,304.28
DEBT SERVICE FUND	\$44,865.76
FIDUCIARY FUNDS	\$84.47
PERMANENT FUND	\$79.80
IMPROVEMENT FUNDS	\$104,309.24
ELECTRIC UTILITY FUND	\$1,013,646.47
WATER UTILITY FUND	\$209,362.01
SEWER UTILITY FUND	<u>\$215,968.95</u>
TOTAL	<u>\$1,997,362.96</u>

November
Summary of Investments - FY23

<u>Financial Institution</u>	<u>Investment</u>	<u>Term</u>	<u>Purchase Date</u>	<u>Due Date</u>	<u>Redeem Date</u>	<u>Int Rate</u>	<u>Begin Balance</u>	<u>Purchased</u>	<u>Redeemed</u>	<u>Ending Balance</u>	<u>Month Interest</u>	<u>Interest YTD</u>
IPAIT	CD purch-Sept 2022	6 month	9/12/22	3/13/23		3.20%	2,000,000.00			2,000,000.00	-	
IPAIT	CD purch-Sept 2022	9 month	9/12/22	6/9/23		3.30%	2,000,000.00			2,000,000.00		
IPAIT	CD purch-Sept 2022	12 month	9/12/22	9/14/23		3.40%	2,000,000.00			2,000,000.00		
IPAIT	CD purch-Nov 2022	6 month	11/9/22	5/9/23		4.30%		2,000,000.00		2,000,000.00		
IPAIT	CD purch-Nov 2022	12 month	11/9/22	11/9/23		4.50%		4,000,000.00		4,000,000.00		
People's Credit Union	CD purch-Aug 2022	3 month	8/12/22	11/12/22	11/14/22	2.20%	2,000,000.00		2,000,000	-		11,090.41
People's Credit Union	CD purch-Aug 2022	6 month	8/12/22	2/12/23		2.30%	2,000,000.00			2,000,000.00		
People's Credit Union	CD purch-Aug 2022	12 month	8/12/22	8/12/23		2.40%	2,000,000.00			2,000,000.00		
Availa Bank	Sweep Account					2.20%	-	-	-	-	22,686.26	71,284.05
Availa Bank	USDA Revolving Loan Checking					0.50%					96.38	380.29
Availa Bank	Checking Account					0.50%					205.48	835.62
							12,000,000.00	6,000,000.00	2,000,000.00	16,000,000.00	22,988.12	83,590.37

E-MAILED BANKS SHOWN BELOW TO GIVE THE CITY OPTIONS OF CD PURCHASES OF TERMS 12 MONTH OR LESS

	3 MO	6 MO	9 MO	12 MO
Avalia Bank	NO BID			
First State Bank	3.00%	3.00%	3.00%	3.00%
IPAIT		4.30%	4.45%	4.50%
People's Credit Union		3.60%	3.90%	3.90%
United Bank - Fort Dodge	3.45%	3.55%	3.65%	3.75%
WCF		4.00%	4.10%	4.25%

CITY PURCHASED IPAIT - 6 MONTH - 4.3% - \$2,000,000
 IPAIT - 12 MONTH - 4.5% - \$4,000,000



MEMORANDUM

TO: Mayor and City Council

FROM: Ariel Bertran, Community Development Director
Daniel Ortiz-Hernandez, City Manager

DATE: January 3, 2023

RE: Amending the Code of Ordinances pertaining to Chapter 48, Article V, Section 48-346 Commercial Wind Energy Conversion System to include the 2-mile extraterritorial jurisdiction.

SUMMARY: The City of Webster City currently regulates the corporate limits and the 2-mile extraterritorial jurisdiction for zoning purposes. Currently, the City Code does not address the 2-mile extraterritorial jurisdiction in Chapter 48, Article V, Section 48-346. The addition of the 2-mile extraterritorial jurisdiction is an edit to this chapter. The code currently reads “it is unlawful to erect or maintain a commercial wind energy conversion system within the corporate limits of the city” the recommendation is to update the code to read “It is unlawful to erect or maintain a commercial wind energy conversion system within the corporate limits of the city or the 2-mile extraterritorial jurisdiction”.

PREVIOUS COUNCIL ACTION: The City Council adopted Ordinance No. 2011-1740 regarding Wind Energy Conversion System on May 2, 2011. Council approved first reading of the amended Ordinance at the December 19th, 2022 regular City Council meeting.

BACKGROUND/DISCUSSION: While reviewing our current code pertaining to commercial wind energy conversion systems, City staff realized that our City Code does not currently include the 2-mile extraterritorial jurisdiction in Chapter 48. The intent of the original code adoption was to accommodate small wind energy conversion systems in appropriate locations while minimizing any adverse visual, safety and environmental impacts of the system. It is necessary to add the 2-mile extraterritorial jurisdiction to stay consistent in our zoning regulations.

The suggested edit was taken to the Planning and Zoning Commission for their input. They discussed and came to an agreement to update the ordinance verbiage to “It is unlawful to erect or maintain a commercial wind energy conversion system within the corporate limits of the city or the 2-mile extraterritorial jurisdiction”.

FINANCIAL IMPLICATIONS: There are no financial implications to the City.

RECOMMENDATION: Approve Second Reading of the amended Ordinance and also recommend waiving the third reading and pass and adopt the ordinance.

ORDINANCE NO. 2022 - _____

AN ORDINANCE AMENDING THE CODE OF ORDINANCES OF THE CITY OF WEBSTER CITY, IOWA,
BY AMENDING CHAPTER 48, ARTICLE V, SECTION 48-346,
PERTAINING TO COMMERCIAL WIND ENERGY CONVERSION SYSTEM

BE IT ENACTED by the City Council of the City of Webster City, Iowa, as follows, to-wit:

SECTION 1. SECTION MODIFIED. Chapter 48, Article V, Section 48-346, of the Code of Ordinances of the City of Webster City, Iowa, is repealed and the following adopted in lieu thereof:

Sec. 48-346. Commercial wind energy conversion system.

It is unlawful to erect or maintain a commercial wind energy conversion system within the corporate limits of the city or the 2-mile extraterritorial jurisdiction.

SECTION 2. REPEALER. All ordinances or parts of ordinances in conflict with the provisions of this ordinance are hereby repealed.

SECTION 3. SEVERABILITY CLAUSE. If any section, provision or part of this ordinance shall be adjudged invalid or unconstitutional, such adjudication shall not affect the validity of the ordinance as a whole or any section, provision, or part thereof not adjudged invalid or unconstitutional.

SECTION 4. WHEN EFFECTIVE. This ordinance shall be in effect from and after its final passage, approval and publication as provided by law.

Passed and adopted this _____ day of _____, 2022.

CITY OF WEBSTER CITY, IOWA

John Hawkins, Mayor

ATTEST:

Karyl K. Bonjour, City Clerk



MEMORANDUM

TO: Mayor and City Council

FROM: Biridiana Bishop, Assistant City Manager
Daniel Ortiz-Hernandez, City Manager

DATE: January 3, 2023

RE: Adopt a Resolution Providing for Notice of Hearing to Commence a Public Improvement Project to Construct the Wastewater Treatment Facility Project and to Acquire Property for the Project

SUMMARY: The Wastewater Treatment Facility project is currently in the planning and design phase. Because this project involves construction of two sewer force mains and outfall piping from the new facility site to the Boone River, there are additional easements and property the City will need to acquire. These are necessary in order for the project to move forward.

PREVIOUS COUNCIL ACTION: The City Council entered into an agreement with Bolton & Menk, LLC for engineering services associated with the Wastewater Treatment Facility Improvement Project on December 16, 2019. On November 1, 2021, the City Council entered into a Sewer Revenue Loan agreement with the Iowa Finance Authority for a Planning and Design Loan to fund the planning and design phase of the Wastewater Treatment Facility Project. A study session was held on August 17, 2022 to review details and information of the new Wastewater Treatment Facility Improvement Project with the City Council and Planning & Zoning Commission. On September 6, 2022 the City Council adopted a resolution accepting and adopting the Wastewater Treatment Facility Improvements Facility Plan prepared by Bolton & Menk, LLC and authorizing the submittal of the Facility Plan to the Iowa Department of Natural Resources. On November 7, 2022 the City Council adopted a resolution to pursue a State Revolving Loan Fund Loan to pay for the Construction of the new Wastewater Treatment Facility Project.

BACKGROUND/DISCUSSION: The Wastewater Treatment Facility Improvement project includes the following improvements:

- Upgrades to the existing east lift station
- Rehabilitation of existing aerated grit chamber and wet well to use as lift station to the new site south of town.
- 1.5 miles of two sewer force mains from existing wastewater treatment facility site to the new site south of town
- Installation of standby generator

- Demolition of existing wastewater treatment facility components
- Construction of new wastewater treatment facility with activated sludge process south of town including 12 MG wet weather flow equalization
- Construction of outfall piping to the new discharge point

The need for this project is derived from the aging infrastructure, the need for increased treatment capacity, the inability to expand at the existing site due to flood plain and the inability of the current process to meet future Nitrogen and Phosphorus limits as part of Iowa's Nutrient Reduction Strategy.

The Iowa Code Section 6B includes provisions for public projects deemed necessary to be able to acquire necessary property, including easements, by means of eminent domain or condemnation. The Iowa Code requires that the public entity attempt to acquire the property through good faith negotiations, and to follow the Iowa Code requirements in the negotiations and valuations of the property. If the property owner and the public entity cannot come to agreement to acquire the necessary property through good faith negotiations, then the agency can proceed to acquire the property through condemnation.

A hearing is required by Iowa Code, allowing for public comment on the project and the acquisitions, and for the City Council to resolve that the project is necessary and finds that the right-of-way and easement acquisitions are necessary to construct the project, and authorize the right-of-way and easement acquisitions for the project. The hearing is scheduled for February 6, 2023.

FINANCIAL IMPLICATIONS: The right of way and easement acquisitions may have a cost associated with them; however, this amount is unknown until appraisals are received and conversations are had with property owners. The City has secured a \$2,000,000 planning and design loan to help cover costs associated with land acquisition needed to complete the Wastewater Treatment Facility.

RECOMMENDATION: Staff recommends the City Council adopt a resolution providing for notice of hearing to commence a public improvement project to construct Wastewater Treatment Facility Improvement Project and to Acquire Property for the Project.

RESOLUTION NO. 2023 - ____

**RESOLUTION PROVIDING FOR NOTICE OF HEARING TO COMMENCE A PUBLIC IMPROVEMENT PROJECT
TO CONSTRUCT THE WASTEWATER TREATMENT FACILITY PROJECT AND
TO ACQUIRE PROPERTY FOR THE PROJECT**

WHEREAS, the City Council of the City of Webster City, Iowa, finds that the Wastewater Treatment Facility Project ("PROJECT") to be a necessary improvement; and

WHEREAS, the City Council finds that right-of-way acquisition including permanent and temporary easements are necessary to construct said improvements; and,

WHEREAS, the City Council finds that Notices of Intent to Commence a Public Improvement Project to Construct the Wastewater Treatment Facility Project and to Acquire Property for the PROJECT have been delivered to the affected property owners in accordance with Iowa Code Section 6B.2A and 6B.2B; and,

WHEREAS, it is necessary to fix a time and place of public hearing on the public improvement project and to acquire property for the project;

NOW THEREFORE BE IT RESOLVED by the City Council of the City of Webster City, Iowa, as follows:

Section 1. The 6th day of February, 2023 at 6:05 o'clock p.m. at the City Hall, Webster City, Iowa, is hereby fixed as the time and place of hearing on the commencement of a public improvement project to construct the Wastewater Treatment Facility project and to acquire property for the project.

Section 6. The City Clerk is hereby authorized and directed to give notice of the aforementioned hearing and letting by publication of such notices in a newspaper of general circulation in the City, which publication shall be made not less than four nor more than twenty days prior to the time of the said hearing, all in conformity with Chapters 362, 384, and 26 of the Code of Iowa. The said notice shall be in the form substantially as attached to this resolution.

Section 7. All provisions set out in the following form of notice are hereby recognized and prescribed by this Council and all resolutions or orders or parts thereof, to the extent the same may be in conflict herewith, are hereby repealed.

Passed and approved this 3rd day of January, 2023.

John Hawkins, Mayor

ATTEST: _____
Karyl K. Bonjour, City Clerk

NOTICE OF HEARING

NOTICE OF PUBLIC HEARING AUTHORIZING THE ACQUISITION OF PROPERTY FOR THE
WASTEWATER TREATMENT FACILITY PROJECT AND TO COMMENCE A PUBLIC
IMPROVEMENT PROJECT TO CONSTRUCT THE NEW WASTEWATER TREATMENT
FACILITY AND TO ACQUIRE PROPERTY FOR THE PROJECT

WASTEWATER TREATMENT FACILITY PROJECT
JURISDICTION OF CITY OF WEBSTER CITY, IOWA PUBLIC IMPROVEMENT PROJECT

Public Notice is hereby given that a public hearing will be held by the City of Webster City, Iowa on the proposed authorization to acquire property and commence a public improvement project for the Wastewater Treatment Facility project at its meeting at **6:05 P.M. on February 6, 2023**, in said City Council Chambers, Webster City City Hall, 400 Second Street, Webster City, Iowa 50595.

At said hearing, the City Council will consider the necessity of the project and authorize acquisition of the property for said project. The City, if it moves to authorize acquisition of property, will attempt to acquire said property through good-faith negotiations. However, eminent domain may be used to acquire necessary property, including easements, if good faith negotiations are not successful.

This Notice is given by authority of the City Council of the City of Webster City, Iowa.

Dated at Webster City, Iowa, this __ day of January, 2023.

John Hawkins, Mayor

ATTEST:

Karyl K. Bonjour, City Clerk

Published in the FREEMAN JOURNAL on the ____ day of January, 2023.



January 4, 2023

TO:

District/Parcel #	Property Owner
40882506400011	Dean Allan Gillette
40882507201003	Dean Allan Gillette
40882507226002	Dean Allan Gillette
40882507279002	Dean Allan Gillette
40882508300014	Subhash Trust & Sahai
40882507400015	Subhash Trust & Sahai

RE: NOTICE OF INTENT TO COMMENCE A PUBLIC IMPROVEMENT PROJECT TO CONSTRUCT THE WASTEWATER TREATMENT PLANT PROJECT, WEBSTER CITY, IA AND TO ACQUIRE PROPERTY FOR THE PROJECT

Dear Property Owner or Contract Purchaser:

You are receiving this notice in fulfillment of Iowa Code Sections 6B.2A and 6B.2B regarding governmental authority to use eminent domain to acquire property for the use in a public construction project. *The intent is for the City to acquire necessary property and easements for the improvement, Wastewater Treatment Facility Project in Webster City, Iowa, through good faith negotiations and work with property owners to make reasonable accommodations.*

A governmental body which proposes to acquire property under power of eminent domain for a public improvement project is required to give notice of intent to commence the project to all property owners whose properties may be acquired in whole or in part for the project. (See Sections 6B.2A and 6B.2B of the Iowa Code)

NOTICE IS HEREBY GIVEN to the above-identified property owners that the City of Webster City, Iowa will consider authorizing the commencement of a multi-phased project to construct the Wastewater Treatment Facility Project. The project will construct two sewer force main from the existing wastewater treatment facility site to the new wastewater treatment facility, upgrade an existing lift station and construct a new Wastewater Treatment Facility.

Properties acquired for the project will be used for the installation and maintenance of sewer force mains and related infrastructure.

PRIVATE PROPERTY MAY BE ACQUIRED BY PURCHASE OR CONDEMNATION.

If the above-described project is approved by the City Council, the City of Webster City will be required to acquire property for the project improvements. Upon review of Webster County property records, it appears that properties or portions of properties owned by the above-identified persons may have to be acquired for the project. The City of Webster City will attempt to purchase the required property by good faith negotiations, and it may condemn those properties which it is unable to purchase. The proposed location of the above-described public improvement is shown on a conceptual drawing the project which is now on file in the office of the City of Webster City and available for public inspection.

CITY OF WEBSTER CITY'S PROCESS TO DECIDE TO PROCEED WITH THE PROJECT AND TO ACQUIRE PROPERTY; CITY COUNCIL'S ACTION REQUIRED TO PROCEED WITH THE PROJECT; OPPORTUNITY FOR PUBLIC INPUT.

The City of Webster City has provided funding to study, plan and construct this project, as well as funding to acquire any property that may be needed for the project. City staff has analyzed conceptual design options for how to proceed with this project. The studies and planning have reached the point where conceptual designs now indicate that certain property may need to be acquired. Any public comment will be considered in preparing the detailed designs, particularly as private property may be affected.

In making the decision to proceed with the above-described project and to acquire property and property interests, the City Council is required to hold a **public hearing**, giving persons interested in the proposed project the opportunity to present their views regarding the project, and regarding the proposed acquisition of property for the project. The public hearing on the project will be held on the **6th day of February, 2023**, in City Hall at 400 2nd Street, Webster City, Iowa, commencing at 6:05 p.m. In order to proceed with the above-described project and commence the acquisition of property for the project, the City Council will be required to approve the project and authorize acquisition of private property for the project by City Council resolution. The City Council is scheduled to consider adoption of the resolution initiating the above-described project following the public hearing.

If the project is approved by the City Council, an appraiser will determine the compensation to be paid for property interests that are needed for the project. The City of Webster City will offer no less than the appraised value and will attempt to purchase the needed property by good faith negotiations. If the City of Webster City is unable to acquire properties needed for the project by negotiation, the City of Webster City will acquire those properties by condemnation.

STATUS OF PROJECT PLANNING.

The above-described project is proposed to be funded in Fiscal Year 2023, and 2024.

STATEMENT OF RIGHTS

Just as the law grants certain entities the right to acquire private property, you, as the owner of property, have certain rights. You have the right to:

- (a) Receive just compensation for the taking of property. (Iowa Const., Article I, Section 18)

- (b) An offer to purchase which may not be less than the lowest appraisal of the fair market value of the property. (Iowa Code §§ 6B.45, 6B.54)
- (c) Receive a copy of the appraisal, if an appraisal is required, upon which the acquiring agency's determination of just compensation is based not less than ten (10) days before being contacted by the acquiring agency's acquisition agent. (Iowa Code § 6B.45)
- (d) When an appraisal is required, an opportunity to accompany at least one appraiser of the acquiring agency who appraises your property. (Iowa Code § 6B.54)
- (e) Participate in good faith negotiations with the acquiring agency before the acquiring agency begins condemnation proceedings. (Iowa Code § 6B.3(1))
- (f) If you cannot agree on a purchase price with the acquiring agency, a determination of just compensation by an impartial compensation committee and the right to appeal its award to district court. (Iowa Code §§ 6B.4, 6B.7, and 6B.18)
- (g) A review by the compensation committee of the necessity for the condemnation if your property is agricultural land being condemned for industry. (Iowa Code § 6B.4A)
- (h) Payment of the agreed-upon purchase price, or if condemned, a deposit of the compensation commission award before you are required to surrender possession of the property. (Iowa Code §§ 6B.25 and 6B.54(11))
- (i) Reimbursement for expenses incidental to transferring title to the acquiring agency. (Iowa Code §§ 6B.33 and 6B.54(10))
- (j) Reimbursement of certain litigation expenses: (1) if the award of the compensation commissioners exceeds 110 percent of the acquiring agency's final offer before condemnation; and (2) if the award on appeal in court is more than the compensation commissioner's award. (Iowa Code § 6B.33)
- (k) At least ninety (90) days written notice to vacate occupied property. (Iowa Code § 6B.54(4))
- (l) Relocation services and payments, if you are eligible to receive them, and the right to appeal your eligibility for and amount of payments. (Iowa Code 316.9)

The rights set out in this Statement are not claimed to be a full and complete list or explanation of an owner's rights under the law. They are derived from Iowa Code Chapters 6A, 6B, and 316. For a more thorough presentation of an owner's rights, you should refer directly to the Iowa Code or contact an attorney of your choice.

This Notice is given by authority of the City of Webster City.

/s/

John Hawkins
Mayor

Published in the _____ on January, 2023.

RESOLUTION NO. _____

Resolution Setting a Date of Meeting at Which it is Proposed to Approve a Development Agreement with People's Credit Union, Including Annual Appropriation Tax Increment Payments

WHEREAS, the City of Webster City, Iowa (the "City"), pursuant to and in strict compliance with all laws applicable to the City, and in particular the provisions of Chapter 403 of the Code of Iowa, has adopted an Urban Renewal Plan for the Webster City Riverview Urban Renewal Area (the "Urban Renewal Area"); and

WHEREAS, this City Council has adopted an ordinance providing for the division of taxes levied on taxable property in the Urban Renewal Area pursuant to Section 403.19 of the Code of Iowa and establishing the fund referred to in Subsection 2 of Section 403.19 of the Code of Iowa, which fund and the portion of taxes referred to in that subsection may be irrevocably pledged by the City for the payment of the principal of and interest on indebtedness incurred under the authority of Section 403.9 of the Code of Iowa to finance or refinance in whole or in part projects in the Urban Renewal Area; and

WHEREAS, the City proposes to enter into a certain development agreement (the "Development Agreement") with People's Credit Union (the "Bank") in connection with the expansion of its existing facilities Urban Renewal Area; and

WHEREAS, under the Development Agreement the City would provide financial incentives to the Bank in the form of annual appropriation incremental property tax payments in an amount not to exceed \$80,000 under the authority of Section 403.9(1) of the Code of Iowa; and

WHEREAS, it is necessary to set a date for a public hearing on the Development Agreement, pursuant to Section 403.9 of the Code of Iowa;

NOW THEREFORE, It Is Resolved by the City Council of the City of Webster City, Iowa, as follows:

Section 1. This City Council shall meet on January 16, 2023, at 6:05 p.m., at the Council Chambers in City Hall, in the City, at which time and place proceedings will be instituted and action taken to approve the Development Agreement and to authorize the annual appropriation incremental property tax payments.

Section 2. The City Clerk is hereby directed to give notice of the proposed action, the time when and place where said meeting will be held, by publication at least once not less than four (4) and not more than twenty (20) days before the date of said meeting in a legal newspaper of general circulation in the City. Said notice shall be in substantially the following form:

NOTICE OF MEETING FOR APPROVAL OF DEVELOPMENT AGREEMENT WITH PEOPLE'S CREDIT UNION
AND AUTHORIZATION OF ANNUAL APPROPRIATION TAX INCREMENT PAYMENTS

The City Council of the City of Webster City, Iowa, will meet at the Council Chambers in City Hall, on January 16, 2023, at 6:05 p.m., at which time and place proceedings will be instituted and action taken to approve a Development Agreement between the City and People's Credit Union (the "Bank") in connection with the expansion of the Bank's existing facilities in the Webster City Riverview Urban Renewal Area, which Development Agreement provides for certain financial incentives in the form of incremental property tax payments to the Bank in a total amount not exceeding \$80,000 as authorized by Section 403.9 of the Code of Iowa.

The commitment to make incremental property tax payments to the Bank will not be a general obligation of the City, but such payments will be payable solely and only from incremental property tax revenues generated within the Webster City Riverview Urban Renewal Area. Some or all of the payments under the Development Agreement may be made subject to annual appropriation by the City Council.

At the meeting, the City Council will receive oral or written objections from any resident or property owner of the City. Thereafter, the City Council may, at the meeting or at an adjournment thereof, take additional action to approve the Development Agreement or may abandon the proposal.

This notice is given by order of the City Council of Webster City, Iowa, in accordance with Section 403.9 of the Code of Iowa.

Karyl K. Bonjour
City Clerk

Section 3. All resolutions or parts of resolutions in conflict herewith are hereby repealed.

Section 4. This resolution shall be in full force and effect immediately upon its adoption and approval, as provided by law.

Passed and approved January 3, 2023.

John Hawkins, Mayor

Attest:

Karyl K. Bonjour, City Clerk



City of Webster City

Project Information for Tax Increment Financing (TIF)

This form must be completed by a developer/business who intends to request Tax Increment Finance (TIF) assistance from the City of Webster City. Feel free to attach additional information to expound on any information requested in the form.

Note: The decision to provide Tax Increment Financing incentives shall be at the sole discretion and approval of the City Council and shall be determined on a case-by-case basis. The approval process is subject to required legislative policies (published notice and public hearing)

1. Name of Applicant: [Peoples Credit Union](#)
 - a. Contact Person: [Jordan Hensley](#)
 - b. Mailing Address: [310 First Street Webster City, IA 50595](#)
 - c. State of Incorporation: [Iowa](#)
 - d. Telephone #: [515-832-6346](#)
 - e. E-mail address: jordanh@peoplescu.net
2. Type of business for which TIF funds are requested: [Financial Cooperative](#)
3. Physical location (address/description) of project: [310 First Street Webster City, IA 50595](#)
4. Zoning classification of the subject property:
5. The request is for (☒) expansion of an existing business (☐) a new business (☐) residential redevelopment
6. For what purpose(s) are TIF funds being requested? (☒) infrastructure or (☒) building (☐) property redevelopment
7. Amount of TIF funds requested:
 - a. Building: [\\$3,000,000](#)
 - b. Infrastructure: [\\$500,000](#)
 - c. Property redevelopment: [\\$500,000](#)
 - d. Total: [\\$4,000,000](#)


8. Current taxable value (including structures) of the property for which TIF funding is requested: \$459,170.00
9. Describe minimum improvements (building(s) or infrastructure) for which TIF assistance is being requested: \$4,000,000
10. Total investment for the construction of minimum improvements: \$4,000,000 +
11. Square feet of building(s) to be constructed: 9,495
12. Estimated taxable value of the property once the improvements are made: \$1,031,280
13. Estimated start date for construction: 08/15/2022
14. Estimated completion date for construction: 08/01/2022
15. Estimated substantial completion date (if different from above):
16. Number of jobs generated by the project:
- a. Existing jobs: 10
 - b. New jobs: We are hoping approximately 5-9 new jobs being added, with more in the future.
17. Describe the types of jobs maintained or created by the project (including wage ranges and benefits): Lending Officers, HR functions, IT functions, Admin Assistants, Lending Support and Clerks, also plan to add call center positions. Salary ranges would be from \$14.25 pr/hr to \$75,000.00 roughly
18. When will new jobs be added? We are hoping within 3 years of completion
19. Are you applying for funding from state economic development programs? ☐ yes, ☒ no; if yes, attach a copy of your application.
20. Describe specific utility/infrastructure needs of the project: potential increase in power demands, updating our communications and building HVAC, efficiency. We also plan to add a parking lot and augmented campus security, both inside the new building and out.
21. Describe any unique architectural aspects of the project: The building will be a more commercial and industrial in its appearance.
22. Will the project involve public art or an amenity that would be of interest to the public? No, not at this time, but possibly in the future. We are planning inviting green space adjacent to Superior Street, we hope to potentially commission a local artist for future beatification efforts.

23. How will the City benefit from the project? We hope to strong build and engage the community by creating more jobs and bringing more eligible workers to Webster City. The building project will also help us create and provide both new and improved programs and services to the WC residents. Peoples is member owned, so the more we can partner with not only the city but with our community, the stronger the end result for all parties involved. This is our headquarters building, we are a local financial partner that has been working with Webster City residents for more than 60 years.
24. How does the project accomplish the goals of the TIF program to encourage quality economic development, enhance the industrial, commercial and residential property tax base, create quality employment and attract businesses that contribute to the general well-being and quality of life of Johnston's residents and business community? We hope to be able to increase and grow the lending department's ability and capacity to assist residents and people new to Webster City with mortgage and housing loans and services, as well as increasing construction loans to further create a stronger housing and infrastructure within WC. This will also increase our ability to better serve not only the community but also all residents.
25. Describe why the TIF funding is necessary for the project to be constructed in Webster City or how the scope of the project may be affected if TIF funds were not available. We view the TIF funding as an ability to condense our timeline. Without the support, it will take Peoples CU longer to add more jobs and assist the community we serve to our greatest potential. We are a member owned financial coop, the stronger our communities are, the stronger and more successful the city, our residents, and members are. We view this as a dovetailing to do more in the community and to further support Webster City.

Signature of Applicant:

Title of Applicant:

Date:


CEO
8-10-2022

Peoples Credit Union TIF Application Anticipated Full-Time w/Benefits Positions Hiring Forecast

<u>Position/Function</u>	<u>Number of potential hired</u>	<u>Wage/Salary Range</u>	<u>Mininum Wage/Salary</u>	<u>Miniumum Hourly Rate</u>	<u>Anticipated Hire timeline</u>	<u>Job Creation Investment</u>
HR Specialist	1	\$40,000-\$60,000	\$40,000.00	\$19.61	2023	\$40,000.00
Loan Support Tech	2	\$33,000 - 40,000	\$33,000.00	\$16.18	2023	\$66,000.00
Indirect Lending Officer	1	40,000-\$50,000	\$40,000.00	\$19.61	2023	\$40,000.00
Call Center Staff	2	\$30,000.00	\$30,000.00	\$14.71	2023	\$60,000.00
Indirect Lending Support tech	1	\$34,000.00	\$34,000.00	\$16.67	2024	\$34,000.00
Executive Admin Assistant	1	\$45,000.00	\$45,000.00	\$22.06	2024	\$45,000.00
VP of Lending	1	\$70,000-85,000	\$70,000.00	\$34.31	2024	\$70,000.00
IT Specialist	1	\$45,000-65,000	\$45,000.00	\$22.06	2025	\$45,000.00
TOTAL	10					\$400,000.00

City of Webster City, Iowa

Projection of Tax Increment Revenues

Assumes 1-1-2022 Base Year Valuation

Maximum TIF Rebate Estimate (40% for 11 Years)

EXHIBIT 1

People's Credit Union

Fiscal Year				100% Assessed Value After Improvements	Less Base Value	Net Taxable Increment Valuation	Property Valuation Rollback Percentage	Net Taxable Increment Valuation	Hamilton County TIF Tax Rate	Total Incremental TIF	People's Credit Union TIF Rebate	Estimated Legal Fees Other Expenses	Total TIF Expense
2022	-	2023		0	0		90.00%	0	35.41315	0		(8,500)	(7,500)
2023	-	2024		0	0	0	90.00%	0	35.41315	0		0	0
2024	-	2025	1	1,031,280	(459,170)	572,110	90.00%	514,899	35.41315	18,234	3,043.00	0	(2,294)
2025	-	2026	2	1,031,280	(459,170)	572,110	90.00%	514,899	35.41315	18,234	3,043.00	0	(7,293)
2026	-	2027	3	1,031,280	(459,170)	572,110	90.00%	514,899	35.41315	18,234	7,293.00	0	(7,293)
2027	-	2028	4	1,031,280	(459,170)	572,110	90.00%	514,899	35.41315	18,234	7,293.00	0	(7,293)
2028	-	2029	5	1,031,280	(459,170)	572,110	90.00%	514,899	35.41315	18,234	7,293.00	0	(7,293)
2029	-	2030	6	1,031,280	(459,170)	572,110	90.00%	514,899	35.41315	18,234	7,293.00	0	(7,293)
2030	-	2031	7	1,031,280	(459,170)	572,110	90.00%	514,899	35.41315	18,234	7,293.00	0	(7,293)
2031	-	2032	8	1,031,280	(459,170)	572,110	90.00%	514,899	35.41315	18,234	7,293.00	0	(7,293)
2032	-	2033	9	1,031,280	(459,170)	572,110	90.00%	514,899	35.41315	18,234	7,293.00	0	(7,293)
2033	-	2034	10	1,031,280	(459,170)	572,110	90.00%	514,899	35.41315	18,234	7,293.00	0	(7,293)
2034	-	2035	11	1,031,280	(459,170)	572,110	90.00%	514,899	35.41315	18,234	7,293.00	0	(7,293)
TOTAL											71,723		

NOTES:

* Net 100% Increment Valuation is the equal to the 100% assessed value less the base land value and less any abatements. Assumes a Hamilton County location for TIF tax rates.

*Legal expenses to be paid through TIF collected for credit union and paid over years 1 & 2. Single year collected exceeds possible legal expenses.

Assumes existing base valuation of: \$459,170

*40% of the eligible TIF for upto 11 years and after applicable rollbacks and credits.

*Based in part because the County Assessor informed us that Iowa law requires them to assess as of January 1. They will add a partial value effective January 1, 2023.

Please note: - This analysis does not take into account potential reductions in incremental value due to State of Iowa commercial tax credit program.

- Amounts will change as assessed valuations, tax rates, tax law, and other factors change.

Additional Recommended TIF Conditions:

The conditions to be included in the development agreement to be approved by the City Council in January include:

1. Peoples Credit Union shall agree to provide a representative to serve on the Board Directors of one of the daycare centers in Webster City that the City of Webster City has a funding assistance agreement with. Appointment subject to approval by the daycare center board of directors. People Credit Union shall provide a representative during the term of TIF agreement. At present time, Webster City Daycare has a vacancy on their board that the City seeks to assist them with filling under this provision.
2. The Heart of Iowa Regional Housing Trust is a local housing trust fund program and non-profit. It receives funding from the State Housing Trust Fund and local matches from participating counties and communities. Local matches are raised from contributions of community partners such as banks, credit-unions, realtors, and other businesses. Funds are used to provide housing assistance programs in participating counties. During the term of the TIF agreement, Peoples Credit Union shall contribute annually to the City of Webster City local match to the Heart of Iowa Regional Housing Trust in an amount as follows:
 - a. Years 1 & 2: \$1,000
 - b. Years 3 – 4: \$1,250
 - c. Years 5 – 6: \$1,500
 - d. Years 7 – 10: \$2,000

2. It was moved by Getter and seconded by Kloberdanz that Resolution No. 2013-029 authorizing the Mayor and City Clerk to enter into an agreement with Webster City Campus of Iowa Central Community College (Merged Area V Community College District) for use of Fuller Hall and the Outdoor Swimming Pool be passed and adopted.

ROLL CALL: Kloberdanz, Meyer, Adams, Conaway and Getter voting aye.

3. It was moved by Meyer and seconded by Kloberdanz that Resolution No. 2013-030 authorizing the Mayor and City Clerk to enter into an Agreement with Hydro-Klean LLC., Des Moines, Iowa, providing for Sanitary Sewer Cleaning and Televising Services be passed and adopted.

ROLL CALL: Meyer, Adams, Conaway, Getter and Kloberdanz voting aye.

4. It was moved by Conaway and seconded by Getter that the motion on request from Water Plant/Wastewater Plant Director on improvements to the Water Plant Chlorine Room be approved.

ROLL CALL: Adams, Conaway, Getter, Kloberdanz and Meyer voting aye.

8. It was moved by Kloberdanz and seconded by Getter that Resolution No. 2013-031 authorizing the Mayor and City Clerk to enter into a loan agreement with Webster City Daycare be passed and adopted.

ROLL CALL: Adams, Conaway, Getter and Kloberdanz voting aye.

Meyer: Abstain

9. It was moved by Getter and seconded by Kloberdanz that Resolution No. 2013-032 authorizing the Mayor and City Clerk to enter into a loan agreement with Riverview Early Childhood Center be passed and adopted.

ROLL CALL: Conaway, Getter, Kloberdanz and Meyer voting aye.

Adams: Abstain

Following approval of items 8 & 9, Motion was made by Kloberdanz and seconded by Conaway to add a Provision to the Loan Agreements as "Exhibit B" stating that a member of the Webster City City Council shall serve on the board of each Daycare and that a certified financial statement from each Daycare will be provided to the City of Webster City annually through the duration of the loan agreements.

ROLL CALL: Getter, Kloberdanz, and Conaway voting aye.

Meyer and Adams: Abstain

10. March 18, 2013 at 7:15 p.m. at City Hall, Webster City, Iowa being the time and place set for a Public Hearing on 2013 Street Improvement Program, the same was held. No written objections and no oral objections were presented.

a. It was moved by Conaway and seconded by Kloberdanz that Resolution No. 2013-033 finally approving and confirming plans, specifications and form of contract and estimate of cost for the 2013 Street Improvement Project be passed and adopted.

ROLL CALL: Conaway, Getter, Kloberdanz, Meyer and Adams voting aye.

b. It was moved by Getter and seconded by Meyer that Resolution No. 2013-034 awarding contract for the 2013 Street Improvement Project to Allied Manaats Group LLC, Charles City, IA in the amount of \$330,803.53 be passed and adopted.

ROLL CALL: Getter, Kloberdanz, Meyer, Adams and Conaway voting aye.

5. It was moved by Meyer and seconded by Kloberdanz that Resolution No. 2013-035 establishing Fees for 2013, 2014, 2015 be passed and adopted.

ROLL CALL: Kloberdanz, Meyer, Adams, Conaway and Getter voting aye.

Discussion was held on the above Resolution and questions pertaining to the Mulberry Church Rental Fee, Vehicle Unlocks and Animal Impounds were addressed as well as explanation of some of the new fees.

City Council Meeting Agenda March 18, 2013

2. **COUNCIL MEMORANDUM:** **Resolution** authorizing the Mayor and City Clerk to enter into an **agreement** with Webster City Campus of Iowa Central Community College (Merged Area V Community College District) for use of Fuller Hall and the Outdoor Swimming Pool.
3. **COUNCIL MEMORANDUM:** **Resolution** authorizing the Mayor and City Clerk to enter into an **Agreement** with Hydro-Klean LLC., Des Moines, Iowa, providing for Sanitary Sewer Cleaning and Televising Services.
4. **COUNCIL MEMORANDUM:** Motion on request from Water Plant/Wastewater Plant Director on improvements to the Water Plant Chlorine Room.

COUNCIL MEMORANDUM:

5. Resolution establishing Fees for 2013, 2014, 2015.
Resolution adopted
6. First Reading of a proposed **Ordinance** amending the Code of Ordinances of the City of Webster City, Iowa, 1996, by amending Chapter 167, Section .02 Pertaining to Licensing of tree surgeons.
Code 167
7. First Reading of a proposed **Ordinance** amending Chapters 131 and 198 of the Code of Ordinances of the City of Webster City, Iowa 1996, pertaining to Permit Fees. (3 years).
Code 131 Code 198

COUNCIL MEMORANDUM: **Previous Contract**

8. **Resolution** authorizing the Mayor and City Clerk to enter into a loan **agreement** with Webster City Daycare.
9. **Resolution** authorizing the Mayor and City Clerk to enter into a loan **agreement** with Riverview Early Childhood Center.

COUNCIL MEMORANDUM:

Foth Ltr/Recomm 3-7-13 Bid Tab

10. **PUBLIC HEARING** 7:15 p.m. on 2013 Street Improvement Program.
 - a. **Resolution** finally approving and confirming plans, specifications and form of contract and estimate of cost for the 2013 Street Improvement Project.
 - b. **Resolution** awarding contract for the 2013 Street Improvement Project.

RESOLUTION NO. 2013 - 031

**RESOLUTION AUTHORIZING THE MAYOR AND CITY CLERK TO ENTER
INTO A LOAN AGREEMENT WITH WEBSTER CITY DAYCARE,
WEBSTER CITY, IOWA**

WHEREAS, Webster City DayCare, Webster City, Iowa has requested a loan in order to refinance their existing loan with the City of Webster City for their Daycare facility: and

WHEREAS, the City Council of the City of Webster City would like to identify the terms in writing.

NOW THEREFORE BE IT RESOLVED by the City Council of the City of Webster City, Iowa as follows:

1. The City will provide a loan in the amount listed below to the organization hereafter named:

Webster City DayCare Loan Amount: \$391,176.11

2. A copy of the loan agreement is attached hereto with the general terms of the loan including the following:

Term 40 years

Interest 3%

Maturity March 1, 2053

3. That the Mayor and City Clerk are hereby authorized and directed to execute the Loan Agreement with Webster City DayCare under the terms and conditions aforementioned.

4. All resolutions or parts of resolutions in conflict herewith are hereby repealed to the extent of such conflict.

BE IT FURTHER RESOLVED that said agreement is hereby approved upon being executed by both parties.

Passed and adopted this 18th day of March, 2013.

Janet Adams, Mayor

ATTEST:

Karyl K. Bonjour, City Clerk

WEBSTER CITY DAYCARE
WEBSTER CITY, IA 50595

CITY OF WEBSTER CITY
400 SECOND STREET
WEBSTER CITY, IA 50595

Loan Number _____
Date 03-18-2013
Maturity Date 03-01-2053
Loan Amount \$ 391,176.11
Renewal Of _____

BORROWER'S NAME AND ADDRESS
"I" includes each borrower above, jointly and severally.

LENDER'S NAME AND ADDRESS
"You" means the lender, its successors and assigns.

For value received, I promise to pay to you, or your order, at your address listed above the PRINCIPAL sum of THREE HUNDRED NINETY ONE THOUSAND ONE HUNDRED SEVENTY SIX AND 11/100 Dollars \$ 391,176.11

☒ Single Advance: I will receive all of this principal sum on 03-18-2013. No additional advances are contemplated under this note.

☐ Multiple Advance: The principal sum shown above is the maximum amount of principal I can borrow under this note. On _____ I will receive the amount of \$ _____ and future principal advances are contemplated.

Conditions: The conditions for future advances are _____

☐ Open End Credit: You and I agree that I may borrow up to the maximum amount of principal more than one time. This feature is subject to all other conditions and expires on _____

☐ Closed End Credit: You and I agree that I may borrow up to the maximum only one time (and subject to all other conditions).

INTEREST: I agree to pay interest on the outstanding principal balance from 03-18-2013 at the rate of 3.000 % per year until 03-01-2053

☐ Variable Rate: This rate may then change as stated below.

☐ Index Rate: The future rate will be _____ the following index rate: _____

☐ No Index: The future rate will not be subject to any internal or external index. It will be entirely in your control.

☐ Frequency and Timing: The rate on this note may change as often as _____
A change in the interest rate will take effect _____

☐ Limitations: During the term of this loan, the applicable annual interest rate will not be more than _____ % or less than _____ %.

Effect of Variable Rate: A change in the interest rate will have the following effect on the payments:

☐ The amount of each scheduled payment will change. ☐ The amount of the final payment will change.

☐ _____

ACCUAL METHOD: Interest will be calculated on a ACTUAL/ACTUAL basis.

POST MATURITY RATE: I agree to pay interest on the unpaid balance of this note owing after maturity, and until paid in full, as stated below:

☒ on the same fixed or variable rate basis in effect before maturity (as indicated above).

☐ at a rate equal to _____

☐ LATE CHARGE: If a payment is made more than _____ days after it is due, I agree to pay a late charge of _____

☐ ADDITIONAL CHARGES: In addition to interest, I agree to pay the following charges which ☐ are ☐ are not included in the principal amount above: _____

PAYMENTS: I agree to pay this note as follows:

479 MONTHLY PAYMENTS OF \$1,398.53 BEGINNING 04-01-2013 AND 1 PAYMENT OF \$1,395.42 ON 03-01-2053. THE ACTUAL AMOUNT OF MY FINAL PAYMENT WILL DEPEND ON MY PAYMENT RECORD.

☐ Unpaid Interest: Any accrued interest not paid when due (whether due by reason of a schedule of payments or due because of Lender's demand) will become part of the principal thereafter, and will bear interest at the interest rate in effect from time to time as provided for in this agreement.

ADDITIONAL TERMS:

SEE "EXHIBIT B" ATTACHED.

☒ If checked, this note is a credit agreement subject to Iowa Code § 635.17 and the following notice is applicable to this note.

IMPORTANT: READ BEFORE SIGNING. THE TERMS OF THIS AGREEMENT SHOULD BE READ CAREFULLY BECAUSE ONLY THESE TERMS IN WRITING ARE ENFORCEABLE. NO OTHER TERMS OR ORAL PROMISES NOT CONTAINED IN THIS WRITTEN CONTRACT MAY BE LEGALLY ENFORCED. YOU MAY CHANGE THE TERMS OF THIS AGREEMENT ONLY BY ANOTHER WRITTEN AGREEMENT.

☐ SECURITY: This note is separately secured by (describe separate document by type and date):

CONTINUATION OF CONTRACT FOR DEED PURCHASE.
SEE EXHIBIT A ON REAL ESTATE CONTRACT 11-1-2004

(This section is for your internal use. Failure to list a separate security document does not mean the agreement will not secure this note.)

PURPOSE: The purpose of this loan is _____

SIGNATURES: I AGREE TO THE TERMS OF THIS NOTE (INCLUDING THOSE ON PAGE 2). I have received a copy on today's date.

WEBSTER CITY DAYCARE

Signature for Lender

Janet Adams, Mayor 3-20-13

Kamryn K. Brinson, City Clerk 3/20/13

DEFINITIONS: As used on page 1, "I," "me" or "my" means the terms that apply to this loan. "You" or "your" means the Lender and its successors and assigns.

APPLICABLE LAW: The law of the state of Iowa will govern this note. Any term of this note which is contrary to applicable law will not be effective, unless the law permits you and me to agree to such a variation. If any provision of this agreement cannot be enforced according to its terms, this fact will not affect the enforceability of the remainder of this agreement. No modification of this agreement may be made without your express written consent. Time is of the essence in this agreement.

COMMISSIONS OR OTHER REMUNERATION: I understand and agree that any insurance premiums paid to insurance companies as part of this note will involve money retained by you or paid back to you as commissions or other remuneration.

In addition, I understand and agree that some other payments to third parties as part of this note may also involve money retained by you or paid back to you as commissions or other remuneration.

PAYMENTS: Each payment I make on this note will first reduce the amount I owe you for charges which are neither interest nor principal. The remainder of each payment will then reduce accrued unpaid interest, and then unpaid principal. If you and I agree to a different application of payments, we will describe our agreement on this note. I may prepay a part of, or the entire balance of this loan without penalty, unless we specify to the contrary on this note. Any partial prepayment will not excuse or reduce any later scheduled payment until this note is paid in full (unless, when I make the prepayment, you and I agree in writing to the contrary).

INTEREST: Interest accrues on the principal remaining unpaid from time to time, until paid in full. If I receive the principal in more than one advance, each advance will start to earn interest only when I receive the advance. The interest rate in effect on this note at any given time will apply to the entire principal advanced at that time. You and I may provide in this agreement for accrued interest not paid when due to be added to principal. Notwithstanding anything to the contrary, I do not agree to pay and you do not intend to charge any rate of interest that is higher than the maximum rate of interest you could charge under applicable law for the extension of credit that is agreed to here (either before or after maturity). If any notice of interest accrual is sent and is in error, we mutually agree to correct it, and if you actually collect more interest than allowed by law and this agreement, you agree to refund it to me.

INDEX RATE: The index will serve only as a device for setting the rate on this note. You do not guarantee by selecting this index, or the margin, that the rate on this note will be the same rate you charge on any other loans or class of loans to me or other borrowers.

ACCRUAL METHOD: The amount of interest that I will pay on this loan will be calculated using the interest rate and accrual method stated on page 1 of this note. For the purpose of interest calculation, the accrual method will determine the number of days in a "year." If no accrual method is stated, then you may use any reasonable accrual method for calculating interest.

POST MATURITY RATE: For purposes of deciding when the "Post Maturity Rate" (shown on page 1) applies, the term "maturity" means the date of the last scheduled payment indicated on page 1 of this note or the date you accelerate payment on the note, whichever is earlier.

SINGLE ADVANCE LOANS: If this is a single advance loan, you and I expect that you will make only one advance of principal. However, you may add other amounts to the principal if you make any payments described in the "PAYMENTS BY LENDER" paragraph below, or if we have agreed that accrued interest not paid when due may be added to principal.

MULTIPLE ADVANCE LOANS: If this is a multiple advance loan, you and I expect that you will make more than one advance of principal. If this is closed end credit, repaying a part of the principal will not entitle me to additional credit.

PAYMENTS BY LENDER: If you are authorized to pay, on my behalf, charges I am obligated to pay (such as property insurance premiums), then you may treat those payments as advances and add them to the unpaid principal under this note, or you may demand immediate payment of the charges.

SET-OFF: I agree that you may set off any amount due and payable under this note against any right I have to receive money from you.

"Right to receive money from you" means:

- (1) any deposit account balance I have with you;
- (2) any money owed to me on an item presented to you or in your possession for collection or exchange; and
- (3) any repurchase agreement or other nondisposit obligation.

"Any amount due and payable under this note" means the total amount of which you are entitled to demand payment under the terms of this note at the time you set off. This total includes any balance the due date for which you properly accelerate under this note.

If my right to receive money from you is also owned by someone who has not agreed to pay this note, your right of set-off will apply to my interest in the obligation and to any other amounts I could withdraw on my sole request or endorsement. Your right of set-off does not apply to an account or other obligation where my rights are only as a representative. It also does not apply to any Individual Retirement Account or other tax-deferred retirement account.

You will not be liable for the dishonor of any check when the dishonor occurs because you set off this debt against any of my accounts. I agree to hold you harmless from any such claims arising as a result of your exercise of your right of set-off.

REAL ESTATE OR RESIDENCE SECURITY: If this note is secured by real estate or a residence that is personal property, the existence of a default and your remedies for such a default will be determined by applicable law, by the terms of any separate instrument creating the security interest and, to the extent not prohibited by law and not contrary to the terms of the separate security instrument, by the "Default" and "Remedies" paragraphs herein.

DEFAULT: I will be in default if any one or more of the following occur: (1) I fail to make a payment on time or in the amount due; (2) I fail to keep the property insured, if required; (3) I fail to pay or keep any promise, on any debt or agreement I have with you; (4) any other creditor of mine attempts to collect any debt I owe him through court proceedings; (5) I die, am declared incompetent, make an assignment for the benefit of creditors, or become insolvent (either because my liabilities exceed my assets or I am unable to pay my debts as they become due); (6) I make any written statement or provide any financial information that is untrue or inaccurate at the time it was provided; (7) I do or fail to do something which causes you to believe that you will have difficulty collecting the amount I owe you; (8) any collateral securing this note is used in a manner or for a purpose which threatens confiscation by a legal authority; (9) I change my name or assume an additional name without first notifying you before making such a change; (10) I fail to plant, cultivate and harvest crops in due season; (11) any loan proceeds are used for a purpose that will contribute to excessive erosion of highly erodible land or to the conversion of wetlands to produce an agricultural commodity, as further explained in 7 C.F.R. Part 1940, Subpart G, Exhibit M.

REMEDIES: Except as provided in the next paragraph, if this note is secured by agricultural land (as defined in Iowa Code § 172C.1) and I am in default on this note, you will give me notice of my right to cure. You may exercise your remedies only if I fail to cure my default within 45 days after you mail the notice (or 45 days after actual delivery if you use a means other than certified mail).

A notice of right to cure is not necessary and you may immediately exercise your remedies if you have: a) given me the notice with respect to two prior defaults, b) you have given me the notice with respect to a default occurring within 12 months before the current default, or I voluntarily surrender the agricultural land and you accept it in full satisfaction of the debt.

Subject to the above limitations and any limitations imposed by Iowa Code Chapter 854A, if I am in default on this note you have, but are not limited to, the following remedies:

- (1) You may demand immediate payment of all I owe you under this note (principal, accrued unpaid interest and other accrued charges).
- (2) You may set off this debt against any right I have to the payment of money from you, subject to the terms of the "set-off" paragraph herein.
- (3) You may demand security, additional security, or additional parties to be obligated to pay this note as a condition for not using any other remedy.
- (4) You may refuse to make advances to me or allow purchases on credit by me.
- (5) You may use any remedy you have under state or federal law.

By selecting any one or more of these remedies you do not give up your right to later use any other remedy. By waiving your right to declare an event to be a default, you do not waive your right to later consider the event as a default if it continues or happens again.

COLLECTION COSTS AND ATTORNEY'S FEES: I agree to pay all costs of collection, replevin or any other or similar type of cost if I am in default. In addition, if you hire an attorney to collect this note, I also agree to pay any fee you incur with such attorney plus court costs (except where prohibited by law). To the extent permitted by the United States Bankruptcy Code, I also agree to pay the reasonable attorney's fees and costs you incur to collect this debt as awarded by any court exercising jurisdiction under the Bankruptcy Code.

WAIVER: I give up my rights to require you to do certain things. I will not require you to:

- (1) demand payment of amounts due (presentment);
- (2) obtain official certification of nonpayment (protest); or
- (3) give notice that amounts due have not been paid (notice of dishonor).

I waive any defenses I have based on suretyship or impairment of collateral.

OBLIGATIONS INDEPENDENT: I understand that I must pay this note even if someone else has also agreed to pay it (by, for example, signing this form or a separate guarantee or endorsement). You may sue me alone, or anyone else who is obligated on this note, or any number of us together, to collect this note. You may do so without any notice that it has not been paid (notice of dishonor). You may without notice release any party to this agreement without releasing any other party. If you give up any of your rights, with or without notice, it will not affect my duty to pay this note. Any extension of new credit to any of us, or renewal of this note by all or less than all of us will not release me from my duty to pay it. (Of course, you are entitled to only one payment in full.) I agree that you may at your option extend this note or the debt represented by this note, or any portion of the note or debt, from time to time without limit or notice and for any term without affecting my liability for payment of the note. I will not assign my obligation under this agreement without your prior written approval.

FINANCIAL INFORMATION: I agree to provide you, upon request, any financial statement or information you may deem necessary. I warrant that the financial statements and information I provide to you are or will be accurate, correct and complete.

NOTICE: Unless otherwise required by law, any notice to me shall be given by delivering it or by mailing it by first class mail addressed to me at my last known address. My current address is on page 1. I agree to inform you in writing of any change in my address. I will give any notice to you by mailing it first class to your address stated on page 1 of this agreement, or to any other address that you have designated.

CREDIT AGREEMENT: A "credit agreement" under Iowa Code § 535.17 means any contract made or acquired by a lender to loan money or extend credit for any purpose. A "credit agreement" does not mean a contract to extend credit by means of a credit card, or open end credit, or a home equity line of credit.

This note is not subject to Iowa Code § 535.17 if it is a "credit agreement" made primarily for a personal, family, or household purpose where the credit extended is twenty thousand dollars or less.

DATE OF TRANSACTION	PRINCIPAL ADVANCE	BORROWER'S INITIALS (not required)	PRINCIPAL PAYMENTS	PRINCIPAL BALANCE	INTEREST RATE	INTEREST PAYMENTS	INTEREST PAID THROUGH:
	\$		\$	\$	%	\$	
	\$		\$	\$	%	\$	
	\$		\$	\$	%	\$	
	\$		\$	\$	%	\$	
	\$		\$	\$	%	\$	
	\$		\$	\$	%	\$	
	\$		\$	\$	%	\$	
	\$		\$	\$	%	\$	
	\$		\$	\$	%	\$	
	\$		\$	\$	%	\$	

EXHIBIT A

A PARCEL OF LAND LOCATED IN THE SE ¼ OF SECTION 2 TOWNSHIP 88 NORTH, RANGE 26 WEST OF THE 5TH P.M. BEING WITH IN THE CORPORATE LIMITS OF WEBSTER CITY, IOWA, DESCRIBED AS FOLLOWS:

LOTS 1, 2, 3, AND 4 MADSEN'S FIFTH ADDITION TO WEBSTER CITY, IOWA EXCEPT THE SOUTH 113.65 FEET AND LOTS 5 AND 6 MADSEN'S FIFTH ADDITION TO WEBSTER CITY, IOWA AND A PARCEL DESCRIBED AS COMMENCING AT THE NE CORNER OF LOT 1, MADSEN'S FIFTH ADDITION TO WEBSTER CITY, IOWA, THENCE NORTHERLY ALONG THE EAST LINE OF SAID LOT 1 EXTENDED, SAID LINE BEING PARALLEL TO THE EAST LINE OF SAID SE ¼, 132.00 FEET, THENCE WESTERLY, PARALLEL TO THE NORTH LINE OF SAID SE ¼ TO THE EAST LINE OF LOT 6, MADSEN'S FIFTH ADDITION TO WEBSTER CITY, IOWA, THENCE SOUTH ALONG THE EAST LINE OF LOTS 5 AND 6 MADSEN'S FIFTH ADDITION TO THE NORTH LINE OF LOT 3 OF SAID ADDITION, THENCE EAST ALONG THE NORTH LINE OF LOT 3, 2, AND 1 OF SAID ADDITION TO THE POINT OF BEGINNING.

"EXHIBIT B"
LOAN AGREEMENT
BETWEEN
CITY OF WEBSTER CITY AND WEBSTER CITY DAYCARE

Additional Provisions:

A member of the Webster City City Council shall serve on the Board of the Webster City Daycare and the Webster City Daycare will also provide a certified financial statement to the City of Webster City annually through the duration of the loan agreement.

Amortization

Borrower name WEBSTER CITY DAYCARE
Address WEBSTER CITY, IA 50595
Loan number

Date		Amount	Payment	Principal	Interest	Remaining Balance
03-18-2013	Fixed Rate	3.000				
03-18-2013	Funding	391,176.11				391,176.11
04-01-2013	Regular Pmt		1,398.53	948.41	450.12	390,227.70
05-01-2013	Regular Pmt		1,398.53	436.32	962.21	389,791.38
06-01-2013	Regular Pmt		1,398.53	405.36	993.17	389,386.02
07-01-2013	Regular Pmt		1,398.53	438.40	960.13	388,947.62
08-01-2013	Regular Pmt		1,398.53	407.51	991.02	388,540.11
09-01-2013	Regular Pmt		1,398.53	408.55	989.98	388,131.56
10-01-2013	Regular Pmt		1,398.53	441.49	957.04	387,690.07
11-01-2013	Regular Pmt		1,398.53	410.72	987.81	387,279.35
12-01-2013	Regular Pmt		1,398.53	443.59	954.94	386,835.76
2013 Totals:			12,586.77	4,340.35	8,246.42	
01-01-2014	Regular Pmt		1,398.53	412.89	985.64	386,422.87
02-01-2014	Regular Pmt		1,398.53	413.95	984.58	386,008.92
03-01-2014	Regular Pmt		1,398.53	510.18	888.35	385,498.74
04-01-2014	Regular Pmt		1,398.53	416.30	982.23	385,082.44
05-01-2014	Regular Pmt		1,398.53	449.01	949.52	384,633.43
06-01-2014	Regular Pmt		1,398.53	418.51	980.02	384,214.92
07-01-2014	Regular Pmt		1,398.53	451.15	947.38	383,763.77
08-01-2014	Regular Pmt		1,398.53	420.72	977.81	383,343.05
09-01-2014	Regular Pmt		1,398.53	421.79	976.74	382,921.26
10-01-2014	Regular Pmt		1,398.53	454.34	944.19	382,466.92
11-01-2014	Regular Pmt		1,398.53	424.03	974.50	382,042.89
12-01-2014	Regular Pmt		1,398.53	456.51	942.02	381,586.38
2014 Totals:			16,782.36	5,249.38	11,532.98	
01-01-2015	Regular Pmt		1,398.53	426.27	972.26	381,160.11

02-01-2015	Regular Pmt	1,398.53	427.35	971.18	380,732.76
03-01-2015	Regular Pmt	1,398.53	522.32	876.21	380,210.44
04-01-2015	Regular Pmt	1,398.53	429.77	968.76	379,780.67
05-01-2015	Regular Pmt	1,398.53	462.08	936.45	379,318.59
06-01-2015	Regular Pmt	1,398.53	432.05	966.48	378,886.54
07-01-2015	Regular Pmt	1,398.53	464.29	934.24	378,422.25
08-01-2015	Regular Pmt	1,398.53	434.33	964.20	377,987.92
09-01-2015	Regular Pmt	1,398.53	435.44	963.09	377,552.48
10-01-2015	Regular Pmt	1,398.53	467.58	930.95	377,084.90
11-01-2015	Regular Pmt	1,398.53	437.74	960.79	376,647.16
12-01-2015	Regular Pmt	1,398.53	469.81	928.72	376,177.35

2015 Totals:		16,782.36	5,409.03	11,373.33	
--------------	--	-----------	----------	-----------	--

01-01-2016	Regular Pmt	1,398.53	440.05	958.48	375,737.30
02-01-2016	Regular Pmt	1,398.53	443.79	954.74	375,293.51
03-01-2016	Regular Pmt	1,398.53	506.44	892.09	374,787.07
04-01-2016	Regular Pmt	1,398.53	446.20	952.33	374,340.87
05-01-2016	Regular Pmt	1,398.53	478.02	920.51	373,862.85
06-01-2016	Regular Pmt	1,398.53	448.55	949.98	373,414.30
07-01-2016	Regular Pmt	1,398.53	480.30	918.23	372,934.00
08-01-2016	Regular Pmt	1,398.53	450.91	947.62	372,483.09
09-01-2016	Regular Pmt	1,398.53	452.06	946.47	372,031.03
10-01-2016	Regular Pmt	1,398.53	483.70	914.83	371,547.33
11-01-2016	Regular Pmt	1,398.53	454.43	944.10	371,092.90
12-01-2016	Regular Pmt	1,398.53	486.01	912.52	370,606.89

2016 Totals:		16,782.36	5,570.46	11,211.90	
--------------	--	-----------	----------	-----------	--

01-01-2017	Regular Pmt	1,398.53	456.82	941.71	370,150.07
02-01-2017	Regular Pmt	1,398.53	455.41	943.12	369,694.66
03-01-2017	Regular Pmt	1,398.53	547.73	850.80	369,146.93
04-01-2017	Regular Pmt	1,398.53	457.96	940.57	368,688.97
05-01-2017	Regular Pmt	1,398.53	489.43	909.10	368,199.54
06-01-2017	Regular Pmt	1,398.53	460.38	938.15	367,739.16
07-01-2017	Regular Pmt	1,398.53	491.78	906.75	367,247.38
08-01-2017	Regular Pmt	1,398.53	462.80	935.73	366,784.58
09-01-2017	Regular Pmt	1,398.53	463.98	934.55	366,320.60
10-01-2017	Regular Pmt	1,398.53	495.27	903.26	365,825.33
11-01-2017	Regular Pmt	1,398.53	466.43	932.10	365,358.90
12-01-2017	Regular Pmt	1,398.53	497.65	900.88	364,861.25

2017 Totals:		16,782.36	5,745.64	11,036.72	
01-01-2018	Regular Pmt	1,398.53	468.88	929.65	364,392.37
02-01-2018	Regular Pmt	1,398.53	470.08	928.45	363,922.29
03-01-2018	Regular Pmt	1,398.53	561.01	837.52	363,361.28
04-01-2018	Regular Pmt	1,398.53	472.71	925.82	362,888.57
05-01-2018	Regular Pmt	1,398.53	503.74	894.79	362,384.83
06-01-2018	Regular Pmt	1,398.53	475.19	923.34	361,909.64
07-01-2018	Regular Pmt	1,398.53	506.15	892.38	361,403.49
08-01-2018	Regular Pmt	1,398.53	477.69	920.84	360,925.80
09-01-2018	Regular Pmt	1,398.53	478.91	919.62	360,446.89
10-01-2018	Regular Pmt	1,398.53	509.76	888.77	359,937.13
11-01-2018	Regular Pmt	1,398.53	481.43	917.10	359,455.70
12-01-2018	Regular Pmt	1,398.53	512.20	886.33	358,943.50
2018 Totals:		16,782.36	5,917.75	10,864.61	
01-01-2019	Regular Pmt	1,398.53	483.96	914.57	358,459.54
02-01-2019	Regular Pmt	1,398.53	485.19	913.34	357,974.35
03-01-2019	Regular Pmt	1,398.53	574.70	823.83	357,399.65
04-01-2019	Regular Pmt	1,398.53	487.90	910.63	356,911.75
05-01-2019	Regular Pmt	1,398.53	518.47	880.06	356,393.28
06-01-2019	Regular Pmt	1,398.53	490.46	908.07	355,902.82
07-01-2019	Regular Pmt	1,398.53	520.96	877.57	355,381.86
08-01-2019	Regular Pmt	1,398.53	493.04	905.49	354,888.82
09-01-2019	Regular Pmt	1,398.53	494.29	904.24	354,394.53
10-01-2019	Regular Pmt	1,398.53	524.68	873.85	353,869.85
11-01-2019	Regular Pmt	1,398.53	496.89	901.64	353,372.96
12-01-2019	Regular Pmt	1,398.53	527.20	871.33	352,845.76
2019 Totals:		16,782.36	6,097.74	10,684.62	
01-01-2020	Regular Pmt	1,398.53	499.50	899.03	352,346.26
02-01-2020	Regular Pmt	1,398.53	503.22	895.31	351,843.04
03-01-2020	Regular Pmt	1,398.53	562.18	836.35	351,280.86
04-01-2020	Regular Pmt	1,398.53	505.93	892.60	350,774.93
05-01-2020	Regular Pmt	1,398.53	535.97	862.56	350,238.96
06-01-2020	Regular Pmt	1,398.53	508.58	889.95	349,730.38
07-01-2020	Regular Pmt	1,398.53	538.54	859.99	349,191.84
08-01-2020	Regular Pmt	1,398.53	511.24	887.29	348,680.60
09-01-2020	Regular Pmt	1,398.53	512.54	885.99	348,168.06
10-01-2020	Regular Pmt	1,398.53	542.38	856.15	347,625.68

137 of 176

08-01-2023	Regular Pmt	1,398.53	559.22	839.31	328,848.57
09-01-2023	Regular Pmt	1,398.53	560.64	837.89	328,287.93
10-01-2023	Regular Pmt	1,398.53	589.05	809.48	327,698.88
11-01-2023	Regular Pmt	1,398.53	563.57	834.96	327,135.31
12-01-2023	Regular Pmt	1,398.53	591.89	806.64	326,543.42
2023 Totals:		16,782.36	6,874.13	9,908.23	
01-01-2024	Regular Pmt	1,398.53	566.52	832.01	325,976.90
02-01-2024	Regular Pmt	1,398.53	570.23	828.30	325,406.67
03-01-2024	Regular Pmt	1,398.53	625.02	773.51	324,781.65
04-01-2024	Regular Pmt	1,398.53	573.27	825.26	324,208.38
05-01-2024	Regular Pmt	1,398.53	601.30	797.23	323,607.08
06-01-2024	Regular Pmt	1,398.53	576.25	822.28	323,030.83
07-01-2024	Regular Pmt	1,398.53	604.19	794.34	322,426.64
08-01-2024	Regular Pmt	1,398.53	579.25	819.28	321,847.39
09-01-2024	Regular Pmt	1,398.53	580.72	817.81	321,266.67
10-01-2024	Regular Pmt	1,398.53	608.53	790.00	320,658.14
11-01-2024	Regular Pmt	1,398.53	583.74	814.79	320,074.40
12-01-2024	Regular Pmt	1,398.53	611.46	787.07	319,462.94
2024 Totals:		16,782.36	7,080.48	9,701.88	
01-01-2025	Regular Pmt	1,398.53	586.78	811.75	318,876.16
02-01-2025	Regular Pmt	1,398.53	586.05	812.48	318,290.11
03-01-2025	Regular Pmt	1,398.53	666.03	732.50	317,624.08
04-01-2025	Regular Pmt	1,398.53	589.24	809.29	317,034.84
05-01-2025	Regular Pmt	1,398.53	616.80	781.73	316,418.04
06-01-2025	Regular Pmt	1,398.53	592.31	806.22	315,825.73
07-01-2025	Regular Pmt	1,398.53	619.78	778.75	315,205.95
08-01-2025	Regular Pmt	1,398.53	595.40	803.13	314,610.55
09-01-2025	Regular Pmt	1,398.53	596.92	801.61	314,013.63
10-01-2025	Regular Pmt	1,398.53	624.25	774.28	313,389.38
11-01-2025	Regular Pmt	1,398.53	600.03	798.50	312,789.35
12-01-2025	Regular Pmt	1,398.53	627.27	771.26	312,162.08
2025 Totals:		16,782.36	7,300.86	9,481.50	
01-01-2026	Regular Pmt	1,398.53	603.16	795.37	311,558.92
02-01-2026	Regular Pmt	1,398.53	604.69	793.84	310,954.23
03-01-2026	Regular Pmt	1,398.53	682.91	715.62	310,271.32
04-01-2026	Regular Pmt	1,398.53	607.98	790.55	309,663.34

05-01-2026	Regular Pmt	1,398.53	634.98	763.55	309,028.36
06-01-2026	Regular Pmt	1,398.53	611.14	787.39	308,417.22
07-01-2026	Regular Pmt	1,398.53	638.05	760.48	307,779.17
08-01-2026	Regular Pmt	1,398.53	614.33	784.20	307,164.84
09-01-2026	Regular Pmt	1,398.53	615.89	782.64	306,548.95
10-01-2026	Regular Pmt	1,398.53	642.66	755.87	305,906.29
11-01-2026	Regular Pmt	1,398.53	619.10	779.43	305,287.19
12-01-2026	Regular Pmt	1,398.53	645.77	752.76	304,641.42

2026 Totals:		16,782.36	7,520.66	9,261.70	
--------------	--	-----------	----------	----------	--

01-01-2027	Regular Pmt	1,398.53	622.32	776.21	304,019.10
02-01-2027	Regular Pmt	1,398.53	623.91	774.62	303,395.19
03-01-2027	Regular Pmt	1,398.53	700.31	698.22	302,694.88
04-01-2027	Regular Pmt	1,398.53	627.28	771.25	302,067.60
05-01-2027	Regular Pmt	1,398.53	653.71	744.82	301,413.89
06-01-2027	Regular Pmt	1,398.53	630.54	767.99	300,783.35
07-01-2027	Regular Pmt	1,398.53	656.87	741.66	300,126.48
08-01-2027	Regular Pmt	1,398.53	633.82	764.71	299,492.66
09-01-2027	Regular Pmt	1,398.53	635.44	763.09	298,857.22
10-01-2027	Regular Pmt	1,398.53	661.62	736.91	298,195.60
11-01-2027	Regular Pmt	1,398.53	638.74	759.79	297,556.86
12-01-2027	Regular Pmt	1,398.53	664.83	733.70	296,892.03

2027 Totals:		16,782.36	7,749.39	9,032.97	
--------------	--	-----------	----------	----------	--

01-01-2028	Regular Pmt	1,398.53	642.07	756.46	296,249.96
02-01-2028	Regular Pmt	1,398.53	645.76	752.77	295,604.20
03-01-2028	Regular Pmt	1,398.53	695.86	702.67	294,908.34
04-01-2028	Regular Pmt	1,398.53	649.17	749.36	294,259.17
05-01-2028	Regular Pmt	1,398.53	674.94	723.59	293,584.23
06-01-2028	Regular Pmt	1,398.53	652.54	745.99	292,931.69
07-01-2028	Regular Pmt	1,398.53	678.21	720.32	292,253.48
08-01-2028	Regular Pmt	1,398.53	655.92	742.61	291,597.56
09-01-2028	Regular Pmt	1,398.53	657.59	740.94	290,939.97
10-01-2028	Regular Pmt	1,398.53	683.10	715.43	290,256.87
11-01-2028	Regular Pmt	1,398.53	660.99	737.54	289,595.88
12-01-2028	Regular Pmt	1,398.53	686.41	712.12	288,909.47

2028 Totals:		16,782.36	7,982.56	8,799.80	
--------------	--	-----------	----------	----------	--

01-01-2029	Regular Pmt	1,398.53	664.42	734.11	288,245.05
------------	-------------	----------	--------	--------	------------

02-01-2029	Regular Pmt	1,398.53	664.10	734.43	287,580.95
03-01-2029	Regular Pmt	1,398.53	736.70	661.83	286,844.25
04-01-2029	Regular Pmt	1,398.53	667.67	730.86	286,176.58
05-01-2029	Regular Pmt	1,398.53	692.89	705.64	285,483.69
06-01-2029	Regular Pmt	1,398.53	671.13	727.40	284,812.56
07-01-2029	Regular Pmt	1,398.53	696.25	702.28	284,116.31
08-01-2029	Regular Pmt	1,398.53	674.62	723.91	283,441.69
09-01-2029	Regular Pmt	1,398.53	676.34	722.19	282,765.35
10-01-2029	Regular Pmt	1,398.53	701.30	697.23	282,064.05
11-01-2029	Regular Pmt	1,398.53	679.85	718.68	281,384.20
12-01-2029	Regular Pmt	1,398.53	704.71	693.82	280,679.49
2029 Totals:		16,782.36	8,229.98	8,552.38	
01-01-2030	Regular Pmt	1,398.53	683.37	715.16	279,996.12
02-01-2030	Regular Pmt	1,398.53	685.12	713.41	279,311.00
03-01-2030	Regular Pmt	1,398.53	755.73	642.80	278,555.27
04-01-2030	Regular Pmt	1,398.53	688.79	709.74	277,866.48
05-01-2030	Regular Pmt	1,398.53	713.38	685.15	277,153.10
06-01-2030	Regular Pmt	1,398.53	692.36	706.17	276,460.74
07-01-2030	Regular Pmt	1,398.53	716.85	681.68	275,743.89
08-01-2030	Regular Pmt	1,398.53	695.95	702.58	275,047.94
09-01-2030	Regular Pmt	1,398.53	697.72	700.81	274,350.22
10-01-2030	Regular Pmt	1,398.53	722.05	676.48	273,628.17
11-01-2030	Regular Pmt	1,398.53	701.34	697.19	272,926.83
12-01-2030	Regular Pmt	1,398.53	725.56	672.97	272,201.27
2030 Totals:		16,782.36	8,478.22	8,304.14	
01-01-2031	Regular Pmt	1,398.53	704.98	693.55	271,496.29
02-01-2031	Regular Pmt	1,398.53	706.77	691.76	270,789.52
03-01-2031	Regular Pmt	1,398.53	775.34	623.19	270,014.18
04-01-2031	Regular Pmt	1,398.53	710.55	687.98	269,303.63
05-01-2031	Regular Pmt	1,398.53	734.49	664.04	268,569.14
06-01-2031	Regular Pmt	1,398.53	714.23	684.30	267,854.91
07-01-2031	Regular Pmt	1,398.53	738.07	660.46	267,116.84
08-01-2031	Regular Pmt	1,398.53	717.93	680.60	266,398.91
09-01-2031	Regular Pmt	1,398.53	719.76	678.77	265,679.15
10-01-2031	Regular Pmt	1,398.53	743.43	655.10	264,935.72
11-01-2031	Regular Pmt	1,398.53	723.49	675.04	264,212.23
12-01-2031	Regular Pmt	1,398.53	747.05	651.48	263,465.18

2031 Totals:	16,782.36	8,736.09	8,046.27	
01-01-2032 Regular Pmt	1,398.53	727.24	671.29	262,737.94
02-01-2032 Regular Pmt	1,398.53	730.92	667.61	262,007.02
03-01-2032 Regular Pmt	1,398.53	775.73	622.80	261,231.29
04-01-2032 Regular Pmt	1,398.53	734.75	663.78	260,496.54
05-01-2032 Regular Pmt	1,398.53	757.96	640.57	259,738.58
06-01-2032 Regular Pmt	1,398.53	738.54	659.99	259,000.04
07-01-2032 Regular Pmt	1,398.53	761.64	636.89	258,238.40
08-01-2032 Regular Pmt	1,398.53	742.35	656.18	257,496.05
09-01-2032 Regular Pmt	1,398.53	744.24	654.29	256,751.81
10-01-2032 Regular Pmt	1,398.53	767.17	631.36	255,984.64
11-01-2032 Regular Pmt	1,398.53	748.08	650.45	255,236.56
12-01-2032 Regular Pmt	1,398.53	770.90	627.63	254,465.66
2032 Totals:	16,782.36	8,999.52	7,782.84	
01-01-2033 Regular Pmt	1,398.53	751.94	646.59	253,713.72
02-01-2033 Regular Pmt	1,398.53	752.08	646.45	252,961.64
03-01-2033 Regular Pmt	1,398.53	816.37	582.16	252,145.27
04-01-2033 Regular Pmt	1,398.53	756.08	642.45	251,389.19
05-01-2033 Regular Pmt	1,398.53	778.67	619.86	250,610.52
06-01-2033 Regular Pmt	1,398.53	759.99	638.54	249,850.53
07-01-2033 Regular Pmt	1,398.53	782.46	616.07	249,068.07
08-01-2033 Regular Pmt	1,398.53	763.92	634.61	248,304.15
09-01-2033 Regular Pmt	1,398.53	765.86	632.67	247,538.29
10-01-2033 Regular Pmt	1,398.53	788.16	610.37	246,750.13
11-01-2033 Regular Pmt	1,398.53	769.82	628.71	245,980.31
12-01-2033 Regular Pmt	1,398.53	792.00	606.53	245,188.31
2033 Totals:	16,782.36	9,277.35	7,505.01	
01-01-2034 Regular Pmt	1,398.53	773.80	624.73	244,414.51
02-01-2034 Regular Pmt	1,398.53	775.78	622.75	243,638.73
03-01-2034 Regular Pmt	1,398.53	837.83	560.70	242,800.90
04-01-2034 Regular Pmt	1,398.53	779.89	618.64	242,021.01
05-01-2034 Regular Pmt	1,398.53	801.77	596.76	241,219.24
06-01-2034 Regular Pmt	1,398.53	783.92	614.61	240,435.32
07-01-2034 Regular Pmt	1,398.53	805.68	592.85	239,629.64
08-01-2034 Regular Pmt	1,398.53	787.97	610.56	238,841.67
09-01-2034 Regular Pmt	1,398.53	789.97	608.56	238,051.70
10-01-2034 Regular Pmt	1,398.53	811.55	586.98	237,240.15

11-01-2034 Regular Pmt	1,398.53	794.06	604.47	236,446.09
12-01-2034 Regular Pmt	1,398.53	815.51	583.02	235,630.58
<hr/>				
2034 Totals:	16,782.36	9,557.73	7,224.63	
01-01-2035 Regular Pmt	1,398.53	798.16	600.37	234,832.42
02-01-2035 Regular Pmt	1,398.53	800.19	598.34	234,032.23
03-01-2035 Regular Pmt	1,398.53	859.94	538.59	233,172.29
04-01-2035 Regular Pmt	1,398.53	804.42	594.11	232,367.87
05-01-2035 Regular Pmt	1,398.53	825.57	572.96	231,542.30
06-01-2035 Regular Pmt	1,398.53	808.57	589.96	230,733.73
07-01-2035 Regular Pmt	1,398.53	829.60	568.93	229,904.13
08-01-2035 Regular Pmt	1,398.53	812.75	585.78	229,091.38
09-01-2035 Regular Pmt	1,398.53	814.82	583.71	228,276.56
10-01-2035 Regular Pmt	1,398.53	835.66	562.87	227,440.90
11-01-2035 Regular Pmt	1,398.53	819.02	579.51	226,621.88
12-01-2035 Regular Pmt	1,398.53	839.74	558.79	225,782.14
<hr/>				
2035 Totals:	16,782.36	9,848.44	6,933.92	
01-01-2036 Regular Pmt	1,398.53	823.25	575.28	224,958.89
02-01-2036 Regular Pmt	1,398.53	826.91	571.62	224,131.98
03-01-2036 Regular Pmt	1,398.53	865.76	532.77	223,266.22
04-01-2036 Regular Pmt	1,398.53	831.21	567.32	222,435.01
05-01-2036 Regular Pmt	1,398.53	851.56	546.97	221,583.45
06-01-2036 Regular Pmt	1,398.53	835.49	563.04	220,747.96
07-01-2036 Regular Pmt	1,398.53	855.71	542.82	219,892.25
08-01-2036 Regular Pmt	1,398.53	839.79	558.74	219,052.46
09-01-2036 Regular Pmt	1,398.53	841.92	556.61	218,210.54
10-01-2036 Regular Pmt	1,398.53	861.95	536.58	217,348.59
11-01-2036 Regular Pmt	1,398.53	846.25	552.28	216,502.34
12-01-2036 Regular Pmt	1,398.53	866.15	532.38	215,636.19
<hr/>				
2036 Totals:	16,782.36	10,145.95	6,636.41	
01-01-2037 Regular Pmt	1,398.53	850.60	547.93	214,785.59
02-01-2037 Regular Pmt	1,398.53	851.27	547.26	213,934.32
03-01-2037 Regular Pmt	1,398.53	906.19	492.34	213,028.13
04-01-2037 Regular Pmt	1,398.53	855.75	542.78	212,172.38
05-01-2037 Regular Pmt	1,398.53	875.37	523.16	211,297.01
06-01-2037 Regular Pmt	1,398.53	860.16	538.37	210,436.85
07-01-2037 Regular Pmt	1,398.53	879.64	518.89	209,557.21

08-01-2037 Regular Pmt	1,398.53	864.59	533.94	208,692.62
09-01-2037 Regular Pmt	1,398.53	866.79	531.74	207,825.83
10-01-2037 Regular Pmt	1,398.53	886.08	512.45	206,939.75
11-01-2037 Regular Pmt	1,398.53	871.26	527.27	206,068.49
12-01-2037 Regular Pmt	1,398.53	890.42	508.11	205,178.07
2037 Totals:	16,782.36	10,458.12	6,324.24	
01-01-2038 Regular Pmt	1,398.53	875.75	522.78	204,302.32
02-01-2038 Regular Pmt	1,398.53	877.98	520.55	203,424.34
03-01-2038 Regular Pmt	1,398.53	930.38	468.15	202,493.96
04-01-2038 Regular Pmt	1,398.53	882.59	515.94	201,611.37
05-01-2038 Regular Pmt	1,398.53	901.41	497.12	200,709.96
06-01-2038 Regular Pmt	1,398.53	887.13	511.40	199,822.83
07-01-2038 Regular Pmt	1,398.53	905.82	492.71	198,917.01
08-01-2038 Regular Pmt	1,398.53	891.70	506.83	198,025.31
09-01-2038 Regular Pmt	1,398.53	893.97	504.56	197,131.34
10-01-2038 Regular Pmt	1,398.53	912.45	486.08	196,218.89
11-01-2038 Regular Pmt	1,398.53	898.58	499.95	195,320.31
12-01-2038 Regular Pmt	1,398.53	916.92	481.61	194,403.39
2038 Totals:	16,782.36	10,774.68	6,007.68	
01-01-2039 Regular Pmt	1,398.53	903.20	495.33	193,500.19
02-01-2039 Regular Pmt	1,398.53	905.50	493.03	192,594.69
03-01-2039 Regular Pmt	1,398.53	955.30	443.23	191,639.39
04-01-2039 Regular Pmt	1,398.53	910.24	488.29	190,729.15
05-01-2039 Regular Pmt	1,398.53	928.24	470.29	189,800.91
06-01-2039 Regular Pmt	1,398.53	914.93	483.60	188,885.98
07-01-2039 Regular Pmt	1,398.53	932.78	465.75	187,953.20
08-01-2039 Regular Pmt	1,398.53	919.64	478.89	187,033.56
09-01-2039 Regular Pmt	1,398.53	921.98	476.55	186,111.58
10-01-2039 Regular Pmt	1,398.53	939.62	458.91	185,171.96
11-01-2039 Regular Pmt	1,398.53	926.72	471.81	184,245.24
12-01-2039 Regular Pmt	1,398.53	944.23	454.30	183,301.01
2039 Totals:	16,782.36	11,102.38	5,679.98	
01-01-2040 Regular Pmt	1,398.53	931.49	467.04	182,369.52
02-01-2040 Regular Pmt	1,398.53	935.13	463.40	181,434.39
03-01-2040 Regular Pmt	1,398.53	967.25	431.28	180,467.14
04-01-2040 Regular Pmt	1,398.53	939.97	458.56	179,527.17

05-01-2040 Regular Pmt	1,398.53	957.07	441.46	178,570.10
06-01-2040 Regular Pmt	1,398.53	944.79	453.74	177,625.31
07-01-2040 Regular Pmt	1,398.53	961.75	436.78	176,663.56
08-01-2040 Regular Pmt	1,398.53	949.63	448.90	175,713.93
09-01-2040 Regular Pmt	1,398.53	952.04	446.49	174,761.89
10-01-2040 Regular Pmt	1,398.53	968.79	429.74	173,793.10
11-01-2040 Regular Pmt	1,398.53	956.92	441.61	172,836.18
12-01-2040 Regular Pmt	1,398.53	973.52	425.01	171,862.66

2040 Totals:	16,782.36	11,438.35	5,344.01	
--------------	-----------	-----------	----------	--

01-01-2041 Regular Pmt	1,398.53	961.83	436.70	170,900.83
02-01-2041 Regular Pmt	1,398.53	963.08	435.45	169,937.75
03-01-2041 Regular Pmt	1,398.53	1,007.44	391.09	168,930.31
04-01-2041 Regular Pmt	1,398.53	968.10	430.43	167,962.21
05-01-2041 Regular Pmt	1,398.53	984.38	414.15	166,977.83
06-01-2041 Regular Pmt	1,398.53	973.08	425.45	166,004.75
07-01-2041 Regular Pmt	1,398.53	989.20	409.33	165,015.55
08-01-2041 Regular Pmt	1,398.53	978.08	420.45	164,037.47
09-01-2041 Regular Pmt	1,398.53	980.57	417.96	163,056.90
10-01-2041 Regular Pmt	1,398.53	996.47	402.06	162,060.43
11-01-2041 Regular Pmt	1,398.53	985.61	412.92	161,074.82
12-01-2041 Regular Pmt	1,398.53	1,001.36	397.17	160,073.46

2041 Totals:	16,782.36	11,789.20	4,993.16	
--------------	-----------	-----------	----------	--

01-01-2042 Regular Pmt	1,398.53	990.67	407.86	159,082.79
02-01-2042 Regular Pmt	1,398.53	993.20	405.33	158,089.59
03-01-2042 Regular Pmt	1,398.53	1,034.71	363.82	157,054.88
04-01-2042 Regular Pmt	1,398.53	998.36	400.17	156,056.52
05-01-2042 Regular Pmt	1,398.53	1,013.73	384.80	155,042.79
06-01-2042 Regular Pmt	1,398.53	1,003.49	395.04	154,039.30
07-01-2042 Regular Pmt	1,398.53	1,018.71	379.82	153,020.59
08-01-2042 Regular Pmt	1,398.53	1,008.64	389.89	152,011.95
09-01-2042 Regular Pmt	1,398.53	1,011.21	387.32	151,000.74
10-01-2042 Regular Pmt	1,398.53	1,026.20	372.33	149,974.54
11-01-2042 Regular Pmt	1,398.53	1,016.40	382.13	148,958.14
12-01-2042 Regular Pmt	1,398.53	1,031.24	367.29	147,926.90

2042 Totals:	16,782.36	12,146.56	4,635.80	
--------------	-----------	-----------	----------	--

01-01-2043 Regular Pmt	1,398.53	1,021.62	376.91	146,905.28
------------------------	----------	----------	--------	------------

02-01-2043	Regular Pmt	1,398.53	1,024.22	374.31	145,881.06
03-01-2043	Regular Pmt	1,398.53	1,062.80	335.73	144,818.26
04-01-2043	Regular Pmt	1,398.53	1,029.54	368.99	143,788.72
05-01-2043	Regular Pmt	1,398.53	1,043.98	354.55	142,744.74
06-01-2043	Regular Pmt	1,398.53	1,034.82	363.71	141,709.92
07-01-2043	Regular Pmt	1,398.53	1,049.11	349.42	140,660.81
08-01-2043	Regular Pmt	1,398.53	1,040.13	358.40	139,620.68
09-01-2043	Regular Pmt	1,398.53	1,042.78	355.75	138,577.90
10-01-2043	Regular Pmt	1,398.53	1,056.83	341.70	137,521.07
11-01-2043	Regular Pmt	1,398.53	1,048.13	350.40	136,472.94
12-01-2043	Regular Pmt	1,398.53	1,062.02	336.51	135,410.92

2043 Totals:		16,782.36	12,515.98	4,266.38	
--------------	--	-----------	-----------	----------	--

01-01-2044	Regular Pmt	1,398.53	1,053.51	345.02	134,357.41
02-01-2044	Regular Pmt	1,398.53	1,057.13	341.40	133,300.28
03-01-2044	Regular Pmt	1,398.53	1,081.67	316.86	132,218.61
04-01-2044	Regular Pmt	1,398.53	1,062.56	335.97	131,156.05
05-01-2044	Regular Pmt	1,398.53	1,076.02	322.51	130,080.03
06-01-2044	Regular Pmt	1,398.53	1,068.00	330.53	129,012.03
07-01-2044	Regular Pmt	1,398.53	1,081.29	317.24	127,930.74
08-01-2044	Regular Pmt	1,398.53	1,073.46	325.07	126,857.28
09-01-2044	Regular Pmt	1,398.53	1,076.19	322.34	125,781.09
10-01-2044	Regular Pmt	1,398.53	1,089.23	309.30	124,691.86
11-01-2044	Regular Pmt	1,398.53	1,081.69	316.84	123,610.17
12-01-2044	Regular Pmt	1,398.53	1,094.57	303.96	122,515.60

2044 Totals:		16,782.36	12,895.32	3,887.04	
--------------	--	-----------	-----------	----------	--

01-01-2045	Regular Pmt	1,398.53	1,087.22	311.31	121,428.38
02-01-2045	Regular Pmt	1,398.53	1,089.14	309.39	120,339.24
03-01-2045	Regular Pmt	1,398.53	1,121.58	276.95	119,217.66
04-01-2045	Regular Pmt	1,398.53	1,094.77	303.76	118,122.89
05-01-2045	Regular Pmt	1,398.53	1,107.27	291.26	117,015.62
06-01-2045	Regular Pmt	1,398.53	1,100.38	298.15	115,915.24
07-01-2045	Regular Pmt	1,398.53	1,112.71	285.82	114,802.53
08-01-2045	Regular Pmt	1,398.53	1,106.02	292.51	113,696.51
09-01-2045	Regular Pmt	1,398.53	1,108.84	289.69	112,587.67
10-01-2045	Regular Pmt	1,398.53	1,120.92	277.61	111,466.75
11-01-2045	Regular Pmt	1,398.53	1,114.52	284.01	110,352.23
12-01-2045	Regular Pmt	1,398.53	1,126.43	272.10	109,225.80

2045 Totals:	16,782.36	13,289.80	3,492.56	
01-01-2046 Regular Pmt	1,398.53	1,120.23	278.30	108,105.57
02-01-2046 Regular Pmt	1,398.53	1,123.08	275.45	106,982.49
03-01-2046 Regular Pmt	1,398.53	1,152.32	246.21	105,830.17
04-01-2046 Regular Pmt	1,398.53	1,128.88	269.65	104,701.29
05-01-2046 Regular Pmt	1,398.53	1,140.36	258.17	103,560.93
06-01-2046 Regular Pmt	1,398.53	1,134.66	263.87	102,426.27
07-01-2046 Regular Pmt	1,398.53	1,145.97	252.56	101,280.30
08-01-2046 Regular Pmt	1,398.53	1,140.47	258.06	100,139.83
09-01-2046 Regular Pmt	1,398.53	1,143.38	255.15	98,996.45
10-01-2046 Regular Pmt	1,398.53	1,154.43	244.10	97,842.02
11-01-2046 Regular Pmt	1,398.53	1,149.23	249.30	96,692.79
12-01-2046 Regular Pmt	1,398.53	1,160.11	238.42	95,532.68
2046 Totals:	16,782.36	13,693.12	3,089.24	
01-01-2047 Regular Pmt	1,398.53	1,155.12	243.41	94,377.56
02-01-2047 Regular Pmt	1,398.53	1,158.06	240.47	93,219.50
03-01-2047 Regular Pmt	1,398.53	1,184.00	214.53	92,035.50
04-01-2047 Regular Pmt	1,398.53	1,164.03	234.50	90,871.47
05-01-2047 Regular Pmt	1,398.53	1,174.46	224.07	89,697.01
06-01-2047 Regular Pmt	1,398.53	1,169.99	228.54	88,527.02
07-01-2047 Regular Pmt	1,398.53	1,180.24	218.29	87,346.78
08-01-2047 Regular Pmt	1,398.53	1,175.98	222.55	86,170.80
09-01-2047 Regular Pmt	1,398.53	1,178.97	219.56	84,991.83
10-01-2047 Regular Pmt	1,398.53	1,188.96	209.57	83,802.87
11-01-2047 Regular Pmt	1,398.53	1,185.00	213.53	82,617.87
12-01-2047 Regular Pmt	1,398.53	1,194.81	203.72	81,423.06
2047 Totals:	16,782.36	14,109.62	2,672.74	
01-01-2048 Regular Pmt	1,398.53	1,191.07	207.46	80,231.99
02-01-2048 Regular Pmt	1,398.53	1,194.66	203.87	79,037.33
03-01-2048 Regular Pmt	1,398.53	1,210.65	187.88	77,826.68
04-01-2048 Regular Pmt	1,398.53	1,200.77	197.76	76,625.91
05-01-2048 Regular Pmt	1,398.53	1,210.11	188.42	75,415.80
06-01-2048 Regular Pmt	1,398.53	1,206.90	191.63	74,208.90
07-01-2048 Regular Pmt	1,398.53	1,216.05	182.48	72,992.85
08-01-2048 Regular Pmt	1,398.53	1,213.06	185.47	71,779.79
09-01-2048 Regular Pmt	1,398.53	1,216.14	182.39	70,563.65
10-01-2048 Regular Pmt	1,398.53	1,225.01	173.52	69,338.64

11-01-2048 Regular Pmt	1,398.53	1,222.34	176.19	68,116.30
12-01-2048 Regular Pmt	1,398.53	1,231.03	167.50	66,885.27
<hr/>				
2048 Totals:	16,782.36	14,537.79	2,244.57	
01-01-2049 Regular Pmt	1,398.53	1,228.58	169.95	65,656.69
02-01-2049 Regular Pmt	1,398.53	1,231.24	167.29	64,425.45
03-01-2049 Regular Pmt	1,398.53	1,250.26	148.27	63,175.19
04-01-2049 Regular Pmt	1,398.53	1,237.56	160.97	61,937.63
05-01-2049 Regular Pmt	1,398.53	1,245.81	152.72	60,691.82
06-01-2049 Regular Pmt	1,398.53	1,243.89	154.64	59,447.93
07-01-2049 Regular Pmt	1,398.53	1,251.95	146.58	58,195.98
08-01-2049 Regular Pmt	1,398.53	1,250.25	148.28	56,945.73
09-01-2049 Regular Pmt	1,398.53	1,253.44	145.09	55,692.29
10-01-2049 Regular Pmt	1,398.53	1,261.21	137.32	54,431.08
11-01-2049 Regular Pmt	1,398.53	1,259.84	138.69	53,171.24
12-01-2049 Regular Pmt	1,398.53	1,267.42	131.11	51,903.82
<hr/>				
2049 Totals:	16,782.36	14,981.45	1,800.91	
01-01-2050 Regular Pmt	1,398.53	1,266.28	132.25	50,637.54
02-01-2050 Regular Pmt	1,398.53	1,269.51	129.02	49,368.03
03-01-2050 Regular Pmt	1,398.53	1,284.92	113.61	48,083.11
04-01-2050 Regular Pmt	1,398.53	1,276.02	122.51	46,807.09
05-01-2050 Regular Pmt	1,398.53	1,283.12	115.41	45,523.97
06-01-2050 Regular Pmt	1,398.53	1,282.54	115.99	44,241.43
07-01-2050 Regular Pmt	1,398.53	1,289.44	109.09	42,951.99
08-01-2050 Regular Pmt	1,398.53	1,289.09	109.44	41,662.90
09-01-2050 Regular Pmt	1,398.53	1,292.38	106.15	40,370.52
10-01-2050 Regular Pmt	1,398.53	1,298.99	99.54	39,071.53
11-01-2050 Regular Pmt	1,398.53	1,298.98	99.55	37,772.55
12-01-2050 Regular Pmt	1,398.53	1,305.39	93.14	36,467.16
<hr/>				
2050 Totals:	16,782.36	15,436.66	1,345.70	
01-01-2051 Regular Pmt	1,398.53	1,305.61	92.92	35,161.55
02-01-2051 Regular Pmt	1,398.53	1,308.94	89.59	33,852.61
03-01-2051 Regular Pmt	1,398.53	1,320.62	77.91	32,531.99
04-01-2051 Regular Pmt	1,398.53	1,315.64	82.89	31,216.35
05-01-2051 Regular Pmt	1,398.53	1,321.56	76.97	29,894.79
06-01-2051 Regular Pmt	1,398.53	1,322.36	76.17	28,572.43
07-01-2051 Regular Pmt	1,398.53	1,328.08	70.45	27,244.35

08-01-2051	Regular Pmt	1,398.53	1,329.11	69.42	25,915.24
09-01-2051	Regular Pmt	1,398.53	1,332.50	66.03	24,582.74
10-01-2051	Regular Pmt	1,398.53	1,337.92	60.61	23,244.82
11-01-2051	Regular Pmt	1,398.53	1,339.30	59.23	21,905.52
12-01-2051	Regular Pmt	1,398.53	1,344.52	54.01	20,561.00
<hr/> 2051 Totals:		16,782.36	15,906.16	876.20	
01-01-2052	Regular Pmt	1,398.53	1,346.14	52.39	19,214.86
02-01-2052	Regular Pmt	1,398.53	1,349.71	48.82	17,865.15
03-01-2052	Regular Pmt	1,398.53	1,356.06	42.47	16,509.09
04-01-2052	Regular Pmt	1,398.53	1,356.58	41.95	15,152.51
05-01-2052	Regular Pmt	1,398.53	1,361.27	37.26	13,791.24
06-01-2052	Regular Pmt	1,398.53	1,363.49	35.04	12,427.75
07-01-2052	Regular Pmt	1,398.53	1,367.97	30.56	11,059.78
08-01-2052	Regular Pmt	1,398.53	1,370.43	28.10	9,689.35
09-01-2052	Regular Pmt	1,398.53	1,373.91	24.62	8,315.44
10-01-2052	Regular Pmt	1,398.53	1,378.08	20.45	6,937.36
11-01-2052	Regular Pmt	1,398.53	1,380.90	17.63	5,556.46
12-01-2052	Regular Pmt	1,398.53	1,384.87	13.66	4,171.59
<hr/> 2052 Totals:		16,782.36	16,389.41	392.95	
01-01-2053	Regular Pmt	1,398.53	1,387.93	10.60	2,783.66
02-01-2053	Regular Pmt	1,398.53	1,391.44	7.09	1,392.22
03-01-2053	Final Pmt	1,395.42	1,392.22	3.20	0.00
<hr/> 2053 Totals:		4,192.48	4,171.59	20.89	
Loan Totals:		671,291.29	391,176.11	280,115.18	

Printed on: 03-13-2013

**SECOND MODIFICATION AND AMENDMENT
OF REAL ESTATE CONTRACT**

September **THIS AGREEMENT** made and entered into on this 3rd day of September, 2019, by and between the City of Webster City, Iowa, whose address for purposes of this Agreement is 400 2nd Street, Webster City, Iowa, hereafter referred to as the "City", and the Webster City Day Care, whose address for purposes of this Agreement is 1315 Beach Street, Webster City, Iowa, hereafter referred to as the "Day Care" as follows:

WITNESSETH:

WHEREAS, the parties entered into a real estate contract dated and filed as Instrument #2004-3427 on November 1, 2004 wherein the City sold to the Day Care the following described real estate, to-wit:

A PARCEL OF LAND LOCATED IN THE SE ¼ OF SECTION 2 TOWNSHIP 88 NORHT, RANGE 26 WEST OF THE 5TH P.M. BEING WITH IN THE CORPORATE LIMITS OF WEBSTER CITY, IOWA, DESCRIBED AS FOLLOWS:

LOTS 1,2,3 AND 4 MADSEN'S FIFTH ADDITION TO WEBSTER CITY, IOWA EXCEPT THE SOUTH 113.65 FEET AND LOTS 5 AND 6 MADSEN'S FIFTH ADDITION TO WEBSTER CITY, IOWA AND A PARCEL DESCRIBED AS COMMENCING AT THE NE CORNER OF LOT 1, MADSEN'S FIFTH ADDITION TO WEBSTER CITY, IOWA, THENCE NORTHERLY ALONG THE EAST LINE OF SAID LOT 1 EXTENDED, SAID LINE BEING PARALLEL TO THE EAST LINE OF SAID SE ¼, 132.00 FEET, THENCE WESTERLY, PARALLEL TO THE NORTH LINE OF SAID SE ¼ TO THE EAST LINE OF LOT 6, MADSEN'S FIFTH ADDITION TO WEBSTER CITY, IOWA, THENCE SOUTH ALONG THE EAST LINE OF LOTS 5 AND 6, MADSEN'S FIFTH ADDITION TO THE NORTH LINE OF LOT 3 OF SAID ADDITION, THENCE EAST ALONG THE NORTH LINE OF LOT 3, 2 AND 1 OF SAID ADDITION TO THE POINT OF BEGINNING.

for the sum of \$786,000.00 to be paid through monthly installments with the balance being paid in full by September 1, 2014.

WHEREAS, the parties entered into a Modification and Amendment of Real Estate Contract dated and filed as Instrument #2013-900 on April 1, 2013 where the City agreed to modify the balance and rate of interest on the real estate contract and to extend the length of the said contract by amendment. Said modified balance was shown as \$391,176.11 and the modified rate of interest was shown as an annual rate of 3% per annum with payments due on the 1st of each month thereafter until the 1st day of March 2053.

WHEREAS, the parties hereto now wish to again modify and amend the Real Estate Contract entered into on November 1, 2004 by modifying the balance and rate of interest on the contract and to extend the length of the said contract.

WHEREAS, the parties hereto desire to reduce to writing their agreement to modify and amend the Real Estate Contract which was dated and filed on November 1, 2004.

IT IS THEREFORE AGREED as follows, to-wit:

1. That Exhibit B, attached to and made a part by reference to the original Real Estate Contract as shown by Instrument #2004-3427 shall herein be modified by stating that the unpaid balance of the said contract is one hundred seventy-four thousand eight hundred twenty-three dollars and eighty-one cents (\$174,823.81), as of August 1, 2019. Likewise, the rate of interest shall be modified to an annual rate of 0.00% per annum, commencing on September 1, 2019.

2. Monthly payments in the sum of four hundred eighty-five dollars and sixty-two cents (\$485.62) shall commence on September 1, 2019 by the Day Care to the City and the sum of \$485.62 paid on the 1st day of each month thereafter until and including the 1st day of August, 2049, when the balance shall be paid in full.

3. Upon full payment of the real estate contract as herein amended, the City shall deliver to the Day Care a Warranty Deed together with an Abstract of Title showing good and marketable title.

4. That in addition thereto, in exchange for said Second Modification and Amendment of Real Estate Contract, the Day Care agrees to have a member of the City Council of the City of Webster City, Iowa serve on the Board of Directors of the Webster City Day Care so long as said day care center exists at 1315 Beach Street, Webster City, Iowa, and, in addition, the Day Care agrees to provide a certified financial statement to the City of Webster City annually through the duration of the loan agreement.

5. All other provisions of the original Real Estate Contract dated November 1, 2004 and subsequent Modification and Amendment of Real Estate Contract dated April 1, 2013 not modified or amended by this Agreement shall remain in full force and effect.

Date this 3rd day of September 2019.

CITY OF WEBSTER CITY, IOWA

WEBSTER CITY DAY CARE

John Hawkins
John Hawkins, Mayor

By Angela Olerich
Angela Olerich
President


ATTEST:


Karyl K. Bonjour, City Clerk


Treasurer

STATE OF IOWA, COUNTY OF HAMILTON: ss


On this 3rd day of September, 2019, before me, a Notary Public in and for the State of Iowa, personally appeared John Hawkins, to me personally known, and, who, being by me duly sworn, did say that he is the Mayor of Webster City, Iowa; that the seal affixed to the foregoing instrument is the corporate seal of the corporation, and that the instrument was signed and sealed on behalf of the corporation, by authority of its City Council and that John Hawkins acknowledged the execution of the instrument to be his voluntary act and deed and the voluntary act and deed of the corporation, by it voluntarily executed.




Notary Public in and for the State of Iowa.

STATE OF IOWA, COUNTY OF HAMILTON: ss

On this 18th day of September, 2019, before me, a Notary Public in and for the State of Iowa, personally appeared Angela Olerich and Bob Schulz, to me personally known, and, who, being by me duly sworn, did say that they are the President and Treasurer of Webster City Day Care; that the ~~seal~~ ~~affixed to the foregoing instrument is the corporate seal of the corporation,~~ and that the instrument was signed and sealed on behalf of the corporation, by authority of its Board of Directors and that Angela Olerich and Bob Schulz acknowledged the execution of the instrument to be their voluntary act and deed and the voluntary act and deed of the corporation, by it voluntarily executed.




Notary Public in and for the State of Iowa.

RESOLUTION NO. 2019 - 156

**RESOLUTION AUTHORIZING THE MAYOR AND CITY CLERK
TO EXECUTE A SECOND MODIFICATION AND
AMENDMENT OF REAL ESTATE CONTRACT WITH
WEBSTER CITY DAY CARE, WEBSTER CITY, IOWA.**

WHEREAS, Webster City Day Care, Webster City, Iowa has requested that the City of Webster City, Iowa again look at modifying and amending their existing real estate contract with the City for their day care facility; and

WHEREAS, the parties entered into the original real estate contract on November 1, 2004 and subsequently modified and amended the real estate contract on April 1, 2013; and

WHEREAS, the City desires to modify and amend Webster City Day Care's existing real estate contract with the City to assist Webster City Day Care in the operation of their day care facility located at 1315 Beach Street, Webster City, Iowa; and

WHEREAS, in order to accomplish this it is necessary to modify and amend (1) the original real estate contract dated November 1, 2004 and (2) the Modification and Amendment of Real Estate Contract dated April 1, 2013; and

WHEREAS, the City Council of the City of Webster City wish to identify the modified terms of the real estate contract in writing.

NOW THEREFORE BE IT RESOLVED by the City Council of the City of Webster City, Iowa:

1. That the Mayor and City Clerk are hereby authorized and directed to execute the Second Modification and Amendment of Real Estate Contract Agreement with Webster City Day Care under the terms and conditions outlined in the Second Amendment.

2. All resolutions or parts of resolutions in conflict herewith are hereby repealed to the extent of such conflict.

BE IT FURTHER RESOLVED that said Agreement is hereby approved upon being executed by both parties.

Passed and adopted this 3rd day of September, 2019.

LOAN AMORTIZATION SCHEDULE

CITY OF WEBSTER CITY - Webster City Day Care

Pmt. No.	Payment Date	Beginning Balance	Scheduled Payment	Admin Fee	Ending Balance
1	9/1/2019	174,823.81	485.62		174,338.19
2	10/1/2019	174,338.19	485.62		173,852.57
3	11/1/2019	173,852.57	485.62		173,366.95
4	12/1/2019	173,366.95	485.62		172,881.33
5	1/1/2020	172,881.33	485.62		172,395.71
6	2/1/2020	172,395.71	485.62		171,910.09
7	3/1/2020	171,910.09	485.62		171,424.47
8	4/1/2020	171,424.47	485.62		170,938.85
9	5/1/2020	170,938.85	485.62		170,453.23
10	6/1/2020	170,453.23	485.62		169,967.61
11	7/1/2020	169,967.61	485.62		169,481.99
12	8/1/2020	169,481.99	485.62		168,996.37
13	9/1/2020	168,996.37	485.62		168,510.75
14	10/1/2020	168,510.75	485.62		168,025.13
15	11/1/2020	168,025.13	485.62		167,539.51
16	12/1/2020	167,539.51	485.62		167,053.89
17	1/1/2021	167,053.89	485.62		166,568.27
18	2/1/2021	166,568.27	485.62		166,082.65
19	3/1/2021	166,082.65	485.62		165,597.03
20	4/1/2021	165,597.03	485.62		165,111.41
21	5/1/2021	165,111.41	485.62		164,625.79
22	6/1/2021	164,625.79	485.62		164,140.17
23	7/1/2021	164,140.17	485.62		163,654.55
24	8/1/2021	163,654.55	485.62		163,168.93
25	9/1/2021	163,168.93	485.62		162,683.31
26	10/1/2021	162,683.31	485.62		162,197.69
27	11/1/2021	162,197.69	485.62		161,712.07
28	12/1/2021	161,712.07	485.62		161,226.45
29	1/1/2022	161,226.45	485.62		160,740.83
30	2/1/2022	160,740.83	485.62		160,255.21
31	3/1/2022	160,255.21	485.62		159,769.59
32	4/1/2022	159,769.59	485.62		159,283.97
33	5/1/2022	159,283.97	485.62		158,798.35
34	6/1/2022	158,798.35	485.62		158,312.73
35	7/1/2022	158,312.73	485.62		157,827.11
36	8/1/2022	157,827.11	485.62		157,341.49
37	9/1/2022	157,341.49	485.62		156,855.87
38	10/1/2022	156,855.87	485.62		156,370.25
39	11/1/2022	156,370.25	485.62		155,884.63
40	12/1/2022	155,884.63	485.62		155,399.01
41	1/1/2023	155,399.01	485.62		154,913.39
42	2/1/2023	154,913.39	485.62		154,427.77
43	3/1/2023	154,427.77	485.62		153,942.15
44	4/1/2023	153,942.15	485.62		153,456.53

LOAN AMORTIZATION SCHEDULE

CITY OF WEBSTER CITY - Webster City Day Care

Pmt. No.	Payment Date	Beginning Balance	Scheduled Payment	Admin Fee	Ending Balance
45	5/1/2023	153,456.53	485.62		152,970.91
46	6/1/2023	152,970.91	485.62		152,485.29
47	7/1/2023	152,485.29	485.62		151,999.67
48	8/1/2023	151,999.67	485.62		151,514.05
49	9/1/2023	151,514.05	485.62		151,028.43
50	10/1/2023	151,028.43	485.62		150,542.81
51	11/1/2023	150,542.81	485.62		150,057.19
52	12/1/2023	150,057.19	485.62		149,571.57
53	1/1/2024	149,571.57	485.62		149,085.95
54	2/1/2024	149,085.95	485.62		148,600.33
55	3/1/2024	148,600.33	485.62		148,114.71
56	4/1/2024	148,114.71	485.62		147,629.09
57	5/1/2024	147,629.09	485.62		147,143.47
58	6/1/2024	147,143.47	485.62		146,657.85
59	7/1/2024	146,657.85	485.62		146,172.23
60	8/1/2024	146,172.23	485.62		145,686.61
61	9/1/2024	145,686.61	485.62		145,200.99
62	10/1/2024	145,200.99	485.62		144,715.37
63	11/1/2024	144,715.37	485.62		144,229.75
64	12/1/2024	144,229.75	485.62		143,744.13
65	1/1/2025	143,744.13	485.62		143,258.51
66	2/1/2025	143,258.51	485.62		142,772.89
67	3/1/2025	142,772.89	485.62		142,287.27
68	4/1/2025	142,287.27	485.62		141,801.65
69	5/1/2025	141,801.65	485.62		141,316.03
70	6/1/2025	141,316.03	485.62		140,830.41
71	7/1/2025	140,830.41	485.62		140,344.79
72	8/1/2025	140,344.79	485.62		139,859.17
73	9/1/2025	139,859.17	485.62		139,373.55
74	10/1/2025	139,373.55	485.62		138,887.93
75	11/1/2025	138,887.93	485.62		138,402.31
76	12/1/2025	138,402.31	485.62		137,916.69
77	1/1/2026	137,916.69	485.62		137,431.07
78	2/1/2026	137,431.07	485.62		136,945.45
79	3/1/2026	136,945.45	485.62		136,459.83
80	4/1/2026	136,459.83	485.62		135,974.21
81	5/1/2026	135,974.21	485.62		135,488.59
82	6/1/2026	135,488.59	485.62		135,002.97
83	7/1/2026	135,002.97	485.62		134,517.35
84	8/1/2026	134,517.35	485.62		134,031.73
85	9/1/2026	134,031.73	485.62		133,546.11
86	10/1/2026	133,546.11	485.62		133,060.49
87	11/1/2026	133,060.49	485.62		132,574.87
88	12/1/2026	132,574.87	485.62		132,089.25

LOAN AMORTIZATION SCHEDULE

CITY OF WEBSTER CITY - Webster City Day Care

Pmt. No.	Payment Date	Beginning Balance	Scheduled Payment	Admin Fee	Ending Balance
89	1/1/2027	132,089.25	485.62		131,603.63
90	2/1/2027	131,603.63	485.62		131,118.01
91	3/1/2027	131,118.01	485.62		130,632.39
92	4/1/2027	130,632.39	485.62		130,146.77
93	5/1/2027	130,146.77	485.62		129,661.15
94	6/1/2027	129,661.15	485.62		129,175.53
95	7/1/2027	129,175.53	485.62		128,689.91
96	8/1/2027	128,689.91	485.62		128,204.29
97	9/1/2027	128,204.29	485.62		127,718.67
98	10/1/2027	127,718.67	485.62		127,233.05
99	11/1/2027	127,233.05	485.62		126,747.43
100	12/1/2027	126,747.43	485.62		126,261.81
101	1/1/2028	126,261.81	485.62		125,776.19
102	2/1/2028	125,776.19	485.62		125,290.57
103	3/1/2028	125,290.57	485.62		124,804.95
104	4/1/2028	124,804.95	485.62		124,319.33
105	5/1/2028	124,319.33	485.62		123,833.71
106	6/1/2028	123,833.71	485.62		123,348.09
107	7/1/2028	123,348.09	485.62		122,862.47
108	8/1/2028	122,862.47	485.62		122,376.85
109	9/1/2028	122,376.85	485.62		121,891.23
110	10/1/2028	121,891.23	485.62		121,405.61
111	11/1/2028	121,405.61	485.62		120,919.99
112	12/1/2028	120,919.99	485.62		120,434.37
113	1/1/2029	120,434.37	485.62		119,948.75
114	2/1/2029	119,948.75	485.62		119,463.13
115	3/1/2029	119,463.13	485.62		118,977.51
116	4/1/2029	118,977.51	485.62		118,491.89
117	5/1/2029	118,491.89	485.62		118,006.27
118	6/1/2029	118,006.27	485.62		117,520.65
119	7/1/2029	117,520.65	485.62		117,035.03
120	8/1/2029	117,035.03	485.62		116,549.41
121	9/1/2029	116,549.41	485.62		116,063.79
122	10/1/2029	116,063.79	485.62		115,578.17
123	11/1/2029	115,578.17	485.62		115,092.55
124	12/1/2029	115,092.55	485.62		114,606.93
125	1/1/2030	114,606.93	485.62		114,121.31
126	2/1/2030	114,121.31	485.62		113,635.69
127	3/1/2030	113,635.69	485.62		113,150.07
128	4/1/2030	113,150.07	485.62		112,664.45
129	5/1/2030	112,664.45	485.62		112,178.83
130	6/1/2030	112,178.83	485.62		111,693.21
131	7/1/2030	111,693.21	485.62		111,207.59
132	8/1/2030	111,207.59	485.62		110,721.97

LOAN AMORTIZATION SCHEDULE

CITY OF WEBSTER CITY - Webster City Day Care

Pmt. No.	Payment Date	Beginning Balance	Scheduled Payment	Admin Fee	Ending Balance
133	9/1/2030	110,721.97	485.62		110,236.35
134	10/1/2030	110,236.35	485.62		109,750.73
135	11/1/2030	109,750.73	485.62		109,265.11
136	12/1/2030	109,265.11	485.62		108,779.49
137	1/1/2031	108,779.49	485.62		108,293.87
138	2/1/2031	108,293.87	485.62		107,808.25
139	3/1/2031	107,808.25	485.62		107,322.63
140	4/1/2031	107,322.63	485.62		106,837.01
141	5/1/2031	106,837.01	485.62		106,351.39
142	6/1/2031	106,351.39	485.62		105,865.77
143	7/1/2031	105,865.77	485.62		105,380.15
144	8/1/2031	105,380.15	485.62		104,894.53
145	9/1/2031	104,894.53	485.62		104,408.91
146	10/1/2031	104,408.91	485.62		103,923.29
147	11/1/2031	103,923.29	485.62		103,437.67
148	12/1/2031	103,437.67	485.62		102,952.05
149	1/1/2032	102,952.05	485.62		102,466.43
150	2/1/2032	102,466.43	485.62		101,980.81
151	3/1/2032	101,980.81	485.62		101,495.19
152	4/1/2032	101,495.19	485.62		101,009.57
153	5/1/2032	101,009.57	485.62		100,523.95
154	6/1/2032	100,523.95	485.62		100,038.33
155	7/1/2032	100,038.33	485.62		99,552.71
156	8/1/2032	99,552.71	485.62		99,067.09
157	9/1/2032	99,067.09	485.62		98,581.47
158	10/1/2032	98,581.47	485.62		98,095.85
159	11/1/2032	98,095.85	485.62		97,610.23
160	12/1/2032	97,610.23	485.62		97,124.61
161	1/1/2033	97,124.61	485.62		96,638.99
162	2/1/2033	96,638.99	485.62		96,153.37
163	3/1/2033	96,153.37	485.62		95,667.75
164	4/1/2033	95,667.75	485.62		95,182.13
165	5/1/2033	95,182.13	485.62		94,696.51
166	6/1/2033	94,696.51	485.62		94,210.89
167	7/1/2033	94,210.89	485.62		93,725.27
168	8/1/2033	93,725.27	485.62		93,239.65
169	9/1/2033	93,239.65	485.62		92,754.03
170	10/1/2033	92,754.03	485.62		92,268.41
171	11/1/2033	92,268.41	485.62		91,782.79
172	12/1/2033	91,782.79	485.62		91,297.17
173	1/1/2034	91,297.17	485.62		90,811.55
174	2/1/2034	90,811.55	485.62		90,325.93
175	3/1/2034	90,325.93	485.62		89,840.31
176	4/1/2034	89,840.31	485.62		89,354.69

LOAN AMORTIZATION SCHEDULE

CITY OF WEBSTER CITY - Webster City Day Care

Pmt. No.	Payment Date	Beginning Balance	Scheduled Payment	Admin Fee	Ending Balance
177	5/1/2034	89,354.69	485.62		88,869.07
178	6/1/2034	88,869.07	485.62		88,383.45
179	7/1/2034	88,383.45	485.62		87,897.83
180	8/1/2034	87,897.83	485.62		87,412.21
181	9/1/2034	87,412.21	485.62		86,926.59
182	10/1/2034	86,926.59	485.62		86,440.97
183	11/1/2034	86,440.97	485.62		85,955.35
184	12/1/2034	85,955.35	485.62		85,469.73
185	1/1/2035	85,469.73	485.62		84,984.11
186	2/1/2035	84,984.11	485.62		84,498.49
187	3/1/2035	84,498.49	485.62		84,012.87
188	4/1/2035	84,012.87	485.62		83,527.25
189	5/1/2035	83,527.25	485.62		83,041.63
190	6/1/2035	83,041.63	485.62		82,556.01
191	7/1/2035	82,556.01	485.62		82,070.39
192	8/1/2035	82,070.39	485.62		81,584.77
193	9/1/2035	81,584.77	485.62		81,099.15
194	10/1/2035	81,099.15	485.62		80,613.53
195	11/1/2035	80,613.53	485.62		80,127.91
196	12/1/2035	80,127.91	485.62		79,642.29
197	1/1/2036	79,642.29	485.62		79,156.67
198	2/1/2036	79,156.67	485.62		78,671.05
199	3/1/2036	78,671.05	485.62		78,185.43
200	4/1/2036	78,185.43	485.62		77,699.81
201	5/1/2036	77,699.81	485.62		77,214.19
202	6/1/2036	77,214.19	485.62		76,728.57
203	7/1/2036	76,728.57	485.62		76,242.95
204	8/1/2036	76,242.95	485.62		75,757.33
205	9/1/2036	75,757.33	485.62		75,271.71
206	10/1/2036	75,271.71	485.62		74,786.09
207	11/1/2036	74,786.09	485.62		74,300.47
208	12/1/2036	74,300.47	485.62		73,814.85
209	1/1/2037	73,814.85	485.62		73,329.23
210	2/1/2037	73,329.23	485.62		72,843.61
211	3/1/2037	72,843.61	485.62		72,357.99
212	4/1/2037	72,357.99	485.62		71,872.37
213	5/1/2037	71,872.37	485.62		71,386.75
214	6/1/2037	71,386.75	485.62		70,901.13
215	7/1/2037	70,901.13	485.62		70,415.51
216	8/1/2037	70,415.51	485.62		69,929.89
217	9/1/2037	69,929.89	485.62		69,444.27
218	10/1/2037	69,444.27	485.62		68,958.65
219	11/1/2037	68,958.65	485.62		68,473.03
220	12/1/2037	68,473.03	485.62		67,987.41

LOAN AMORTIZATION SCHEDULE

CITY OF WEBSTER CITY - Webster City Day Care

Pmt. No.	Payment Date	Beginning Balance	Scheduled Payment	Admin Fee	Ending Balance
221	1/1/2038	67,987.41	485.62		67,501.79
222	2/1/2038	67,501.79	485.62		67,016.17
223	3/1/2038	67,016.17	485.62		66,530.55
224	4/1/2038	66,530.55	485.62		66,044.93
225	5/1/2038	66,044.93	485.62		65,559.31
226	6/1/2038	65,559.31	485.62		65,073.69
227	7/1/2038	65,073.69	485.62		64,588.07
228	8/1/2038	64,588.07	485.62		64,102.45
229	9/1/2038	64,102.45	485.62		63,616.83
230	10/1/2038	63,616.83	485.62		63,131.21
231	11/1/2038	63,131.21	485.62		62,645.59
232	12/1/2038	62,645.59	485.62		62,159.97
233	1/1/2039	62,159.97	485.62		61,674.35
234	2/1/2039	61,674.35	485.62		61,188.73
235	3/1/2039	61,188.73	485.62		60,703.11
236	4/1/2039	60,703.11	485.62		60,217.49
237	5/1/2039	60,217.49	485.62		59,731.87
238	6/1/2039	59,731.87	485.62		59,246.25
239	7/1/2039	59,246.25	485.62		58,760.63
240	8/1/2039	58,760.63	485.62		58,275.01
241	9/1/2039	58,275.01	485.62		57,789.39
242	10/1/2039	57,789.39	485.62		57,303.77
243	11/1/2039	57,303.77	485.62		56,818.15
244	12/1/2039	56,818.15	485.62		56,332.53
245	1/1/2040	56,332.53	485.62		55,846.91
246	2/1/2040	55,846.91	485.62		55,361.29
247	3/1/2040	55,361.29	485.62		54,875.67
248	4/1/2040	54,875.67	485.62		54,390.05
249	5/1/2040	54,390.05	485.62		53,904.43
250	6/1/2040	53,904.43	485.62		53,418.81
251	7/1/2040	53,418.81	485.62		52,933.19
252	8/1/2040	52,933.19	485.62		52,447.57
253	9/1/2040	52,447.57	485.62		51,961.95
254	10/1/2040	51,961.95	485.62		51,476.33
255	11/1/2040	51,476.33	485.62		50,990.71
256	12/1/2040	50,990.71	485.62		50,505.09
257	1/1/2041	50,505.09	485.62		50,019.47
258	2/1/2041	50,019.47	485.62		49,533.85
259	3/1/2041	49,533.85	485.62		49,048.23
260	4/1/2041	49,048.23	485.62		48,562.61
261	5/1/2041	48,562.61	485.62		48,076.99
262	6/1/2041	48,076.99	485.62		47,591.37
263	7/1/2041	47,591.37	485.62		47,105.75
264	8/1/2041	47,105.75	485.62		46,620.13

LOAN AMORTIZATION SCHEDULE

CITY OF WEBSTER CITY - Webster City Day Care

Pmt. No.	Payment Date	Beginning Balance	Scheduled Payment	Admin Fee	Ending Balance
265	9/1/2041	46,620.13	485.62		46,134.51
266	10/1/2041	46,134.51	485.62		45,648.89
267	11/1/2041	45,648.89	485.62		45,163.27
268	12/1/2041	45,163.27	485.62		44,677.65
269	1/1/2042	44,677.65	485.62		44,192.03
270	2/1/2042	44,192.03	485.62		43,706.41
271	3/1/2042	43,706.41	485.62		43,220.79
272	4/1/2042	43,220.79	485.62		42,735.17
273	5/1/2042	42,735.17	485.62		42,249.55
274	6/1/2042	42,249.55	485.62		41,763.93
275	7/1/2042	41,763.93	485.62		41,278.31
276	8/1/2042	41,278.31	485.62		40,792.69
277	9/1/2042	40,792.69	485.62		40,307.07
278	10/1/2042	40,307.07	485.62		39,821.45
279	11/1/2042	39,821.45	485.62		39,335.83
280	12/1/2042	39,335.83	485.62		38,850.21
281	1/1/2043	38,850.21	485.62		38,364.59
282	2/1/2043	38,364.59	485.62		37,878.97
283	3/1/2043	37,878.97	485.62		37,393.35
284	4/1/2043	37,393.35	485.62		36,907.73
285	5/1/2043	36,907.73	485.62		36,422.11
286	6/1/2043	36,422.11	485.62		35,936.49
287	7/1/2043	35,936.49	485.62		35,450.87
288	8/1/2043	35,450.87	485.62		34,965.25
289	9/1/2043	34,965.25	485.62		34,479.63
290	10/1/2043	34,479.63	485.62		33,994.01
291	11/1/2043	33,994.01	485.62		33,508.39
292	12/1/2043	33,508.39	485.62		33,022.77
293	1/1/2044	33,022.77	485.62		32,537.15
294	2/1/2044	32,537.15	485.62		32,051.53
295	3/1/2044	32,051.53	485.62		31,565.91
296	4/1/2044	31,565.91	485.62		31,080.29
297	5/1/2044	31,080.29	485.62		30,594.67
298	6/1/2044	30,594.67	485.62		30,109.05
299	7/1/2044	30,109.05	485.62		29,623.43
300	8/1/2044	29,623.43	485.62		29,137.81
301	9/1/2044	29,137.81	485.62		28,652.19
302	10/1/2044	28,652.19	485.62		28,166.57
303	11/1/2044	28,166.57	485.62		27,680.95
304	12/1/2044	27,680.95	485.62		27,195.33
305	1/1/2045	27,195.33	485.62		26,709.71
306	2/1/2045	26,709.71	485.62		26,224.09
307	3/1/2045	26,224.09	485.62		25,738.47
308	4/1/2045	25,738.47	485.62		25,252.85

LOAN AMORTIZATION SCHEDULE

CITY OF WEBSTER CITY - Webster City Day Care

Pmt. No.	Payment Date	Beginning Balance	Scheduled Payment	Admin Fee	Ending Balance
309	5/1/2045	25,252.85	485.62		24,767.23
310	6/1/2045	24,767.23	485.62		24,281.61
311	7/1/2045	24,281.61	485.62		23,795.99
312	8/1/2045	23,795.99	485.62		23,310.37
313	9/1/2045	23,310.37	485.62		22,824.75
314	10/1/2045	22,824.75	485.62		22,339.13
315	11/1/2045	22,339.13	485.62		21,853.51
316	12/1/2045	21,853.51	485.62		21,367.89
317	1/1/2046	21,367.89	485.62		20,882.27
318	2/1/2046	20,882.27	485.62		20,396.65
319	3/1/2046	20,396.65	485.62		19,911.03
320	4/1/2046	19,911.03	485.62		19,425.41
321	5/1/2046	19,425.41	485.62		18,939.79
322	6/1/2046	18,939.79	485.62		18,454.17
323	7/1/2046	18,454.17	485.62		17,968.55
324	8/1/2046	17,968.55	485.62		17,482.93
325	9/1/2046	17,482.93	485.62		16,997.31
326	10/1/2046	16,997.31	485.62		16,511.69
327	11/1/2046	16,511.69	485.62		16,026.07
328	12/1/2046	16,026.07	485.62		15,540.45
329	1/1/2047	15,540.45	485.62		15,054.83
330	2/1/2047	15,054.83	485.62		14,569.21
331	3/1/2047	14,569.21	485.62		14,083.59
332	4/1/2047	14,083.59	485.62		13,597.97
333	5/1/2047	13,597.97	485.62		13,112.35
334	6/1/2047	13,112.35	485.62		12,626.73
335	7/1/2047	12,626.73	485.62		12,141.11
336	8/1/2047	12,141.11	485.62		11,655.49
337	9/1/2047	11,655.49	485.62		11,169.87
338	10/1/2047	11,169.87	485.62		10,684.25
339	11/1/2047	10,684.25	485.62		10,198.63
340	12/1/2047	10,198.63	485.62		9,713.01
341	1/1/2048	9,713.01	485.62		9,227.39
342	2/1/2048	9,227.39	485.62		8,741.77
343	3/1/2048	8,741.77	485.62		8,256.15
344	4/1/2048	8,256.15	485.62		7,770.53
345	5/1/2048	7,770.53	485.62		7,284.91
346	6/1/2048	7,284.91	485.62		6,799.29
347	7/1/2048	6,799.29	485.62		6,313.67
348	8/1/2048	6,313.67	485.62		5,828.05
349	9/1/2048	5,828.05	485.62		5,342.43
350	10/1/2048	5,342.43	485.62		4,856.81
351	11/1/2048	4,856.81	485.62		4,371.19
352	12/1/2048	4,371.19	485.62		3,885.57

LOAN AMORTIZATION SCHEDULE

CITY OF WEBSTER CITY - Webster City Day Care

Pmt. No.	Payment Date	Beginning Balance	Scheduled Payment	Admin Fee	Ending Balance
353	1/1/2049	3,885.57	485.62		3,399.95
354	2/1/2049	3,399.95	485.62		2,914.33
355	3/1/2049	2,914.33	485.62		2,428.71
356	4/1/2049	2,428.71	485.62		1,943.09
357	5/1/2049	1,943.09	485.62		1,457.47
358	6/1/2049	1,457.47	485.62		971.85
359	7/1/2049	971.85	485.62		486.23
360	8/1/2049	486.23	486.23		0.00
TOTAL PAYMENTS			174,823.81	-	

Report Criteria:

Customer.Customer number = 1223

Date	Invoices	Payments	Payment Adjustments	Credit Memos	Deposits Applied	Deposit Interest	Write-offs	Balance
02/28/2013								-
03/11/2013	-	1,514.55-	-	-	-	-	-	1,514.55-
03/18/2013	391,176.11	-	-	-	-	-	-	389,661.56
04/12/2013	-	1,398.53-	-	-	-	-	-	388,263.03
04/29/2013	-	1,398.53-	-	-	-	-	-	386,864.50
05/01/2013	967.16	-	-	-	-	-	-	387,831.66
05/20/2013	-	1,398.53-	-	-	-	-	-	386,433.13
06/01/2013	966.08	-	-	-	-	-	-	387,399.21
06/13/2013	-	1,398.53-	-	-	-	-	-	386,000.68
07/01/2013	965.00	-	-	-	-	-	-	386,965.68
07/16/2013	-	1,398.53-	-	-	-	-	-	385,567.15
08/01/2013	963.92	-	-	-	-	-	-	386,531.07
08/15/2013	-	1,398.53-	-	-	-	-	-	385,132.54
09/01/2013	962.83	-	-	-	-	-	-	386,095.37
09/19/2013	-	1,398.53-	-	-	-	-	-	384,696.84
10/01/2013	961.74	-	-	-	-	-	-	385,658.58
10/10/2013	-	1,398.53-	-	-	-	-	-	384,260.05
11/01/2013	960.65	-	-	-	-	-	-	385,220.70
11/12/2013	-	1,398.53-	-	-	-	-	-	383,822.17
12/02/2013	959.56	-	-	-	-	-	-	384,781.73
12/04/2013	-	1,398.53-	-	-	-	-	-	383,383.20
01/01/2014	958.46	-	-	-	-	-	-	384,341.66
01/21/2014	-	1,398.53-	-	-	-	-	-	382,943.13
02/01/2014	957.36	-	-	-	-	-	-	383,900.49
02/11/2014	-	1,398.53-	-	-	-	-	-	382,501.96
03/01/2014	957.36	-	-	-	-	-	-	383,459.32
03/05/2014	-	1,398.53-	-	-	-	-	-	382,060.79
04/01/2014	955.15	-	-	-	-	-	-	383,015.94
04/15/2014	-	1,398.53-	-	-	-	-	-	381,617.41
05/01/2014	954.04	-	-	-	-	-	-	382,571.45
05/07/2014	-	1,398.53-	-	-	-	-	-	381,172.92
06/01/2014	952.93	-	-	-	-	-	-	382,125.85
06/05/2014	-	1,398.53-	-	-	-	-	-	380,727.32
07/01/2014	951.82	-	-	-	-	-	-	381,679.14
07/18/2014	-	1,398.53-	-	-	-	-	-	380,280.61
08/01/2014	950.70	-	-	-	-	-	-	381,231.31
08/26/2014	-	1,398.53-	-	-	-	-	-	379,832.78
09/01/2014	949.58	-	-	-	-	-	-	380,782.36
09/10/2014	-	1,398.53-	-	-	-	-	-	379,383.83
10/01/2014	948.46	-	-	-	-	-	-	380,332.29
10/07/2014	-	1,398.53-	-	-	-	-	-	378,933.76
11/01/2014	947.33	-	-	-	-	-	-	379,881.09
12/01/2014	947.33	-	-	-	-	-	-	380,828.42
01/01/2015	947.33	-	-	-	-	-	-	381,775.75
01/15/2015	-	144.22-	-	-	-	-	-	381,631.53
02/01/2015	947.33	-	-	-	-	-	-	382,578.86
03/01/2015	947.33	-	-	-	-	-	-	383,526.19
04/01/2015	947.33	-	-	-	-	-	-	384,473.52
04/17/2015	-	1,000.00-	-	-	-	-	-	383,473.52
05/01/2015	947.33	-	-	-	-	-	-	384,420.85
05/14/2015	-	1,000.00-	-	-	-	-	-	383,420.85
06/01/2015	947.33	-	-	-	-	-	-	384,368.18
07/01/2015	947.33	-	-	-	-	-	-	385,315.51
07/20/2015	-	1,700.00-	-	-	-	-	-	383,615.51

Date	Invoices	Payments	Payment Adjustments	Credit Memos	Deposits Applied	Deposit Interest	Write-offs	Balance
07/31/2015	-	-	1,700.00	-	-	-	-	385,315.51
08/01/2015	947.33	-	-	-	-	-	-	386,262.84
09/01/2015	947.33	-	-	-	-	-	-	387,210.17
09/30/2015	-	1,700.00-	-	-	-	-	-	385,510.17
10/01/2015	947.33	-	-	-	-	-	-	386,457.50
11/01/2015	947.33	-	-	-	-	-	-	387,404.83
11/09/2015	-	1,700.00-	-	-	-	-	-	385,704.83
12/01/2015	947.33	-	-	-	-	-	-	386,652.16
01/01/2016	947.33	-	-	-	-	-	-	387,599.49
02/01/2016	947.33	-	-	-	-	-	-	388,546.82
02/26/2016	-	1,800.00-	-	-	-	-	-	386,746.82
03/01/2016	947.33	-	-	-	-	-	-	387,694.15
03/14/2016	-	1,800.00-	-	-	-	-	-	385,894.15
04/01/2016	947.33	-	-	-	-	-	-	386,841.48
05/01/2016	947.33	-	-	-	-	-	-	387,788.81
05/11/2016	-	1,800.00-	-	-	-	-	-	385,988.81
06/01/2016	947.33	-	-	-	-	-	-	386,936.14
07/01/2016	947.33	-	-	-	-	-	-	387,883.47
08/01/2016	947.33	-	-	-	-	-	-	388,830.80
09/01/2016	947.33	-	-	-	-	-	-	389,778.13
10/01/2016	947.33	-	-	-	-	-	-	390,725.46
11/01/2016	947.33	-	-	-	-	-	-	391,672.79
12/01/2016	947.33	-	-	-	-	-	-	392,620.12
01/01/2017	947.33	-	-	-	-	-	-	393,567.45
02/01/2017	947.33	-	-	-	-	-	-	394,514.78
03/01/2017	947.33	-	-	-	-	-	-	395,462.11
04/01/2017	947.33	-	-	-	-	-	-	396,409.44
05/01/2017	947.33	-	-	-	-	-	-	397,356.77
05/10/2017	-	1,800.00-	-	-	-	-	-	395,556.77
06/01/2017	947.33	-	-	-	-	-	-	396,504.10
06/06/2017	-	1,800.00-	-	-	-	-	-	394,704.10
07/01/2017	947.33	-	-	-	-	-	-	395,651.43
08/01/2017	947.33	-	-	-	-	-	-	396,598.76
08/08/2017	-	1,800.00-	-	-	-	-	-	394,798.76
09/01/2017	947.33	-	-	-	-	-	-	395,746.09
10/01/2017	947.33	-	-	-	-	-	-	396,693.42
10/03/2017	-	1,800.00-	-	-	-	-	-	394,893.42
11/01/2017	947.33	-	-	-	-	-	-	395,840.75
12/01/2017	947.33	-	-	-	-	-	-	396,788.08
01/01/2018	947.33	-	-	-	-	-	-	397,735.41
02/01/2018	947.33	-	-	-	-	-	-	398,682.74
03/01/2018	947.33	-	-	-	-	-	-	399,630.07
04/01/2018	947.33	-	-	-	-	-	-	400,577.40
04/05/2018	-	2,000.00-	-	-	-	-	-	398,577.40
05/01/2018	947.33	-	-	-	-	-	-	399,524.73
05/16/2018	-	1,500.00-	-	-	-	-	-	398,024.73
06/01/2018	947.33	-	-	-	-	-	-	398,972.06
06/12/2018	-	1,500.00-	-	-	-	-	-	397,472.06
07/01/2018	947.33	-	-	-	-	-	-	398,419.39
07/12/2018	-	1,500.00-	-	-	-	-	-	396,919.39
08/01/2018	947.33	-	-	-	-	-	-	397,866.72
08/27/2018	-	1,500.00-	-	-	-	-	-	396,366.72
09/06/2018	947.33	-	-	-	-	-	-	397,314.05
10/01/2018	947.33	-	-	-	-	-	-	398,261.38
11/01/2018	947.33	-	-	-	-	-	-	399,208.71
11/28/2018	-	1,500.00-	-	-	-	-	-	397,708.71
12/05/2018	947.33	-	-	-	-	-	-	398,656.04

Date	Invoices	Payments	Payment Adjustments	Credit Memos	Deposits Applied	Deposit Interest	Write-offs	Balance
01/01/2019	947.33	-	-	-	-	-	-	399,603.37
02/01/2019	947.33	-	-	-	-	-	-	400,550.70
03/01/2019	947.33	-	-	-	-	-	-	401,498.03
04/01/2019	947.33	-	-	-	-	-	-	402,445.36
05/01/2019	947.33	-	-	-	-	-	-	403,392.69
06/01/2019	947.33	-	-	-	-	-	-	404,340.02
07/01/2019	947.33	-	-	-	-	-	-	405,287.35
07/02/2019	-	1,500.00-	-	-	-	-	-	403,787.35
08/01/2019	947.33	-	-	-	-	-	-	404,734.68
08/25/2019	-	-	-	-	-	-	229,910.87-	174,823.81
09/18/2019	-	1,000.00-	-	-	-	-	-	173,823.81
12/06/2019	-	500.00-	-	-	-	-	-	173,323.81
01/14/2020	-	500.00-	-	-	-	-	-	172,823.81
03/19/2020	-	1,000.00-	-	-	-	-	-	171,823.81
04/16/2020	-	500.00-	-	-	-	-	-	171,323.81
05/07/2020	-	500.00-	-	-	-	-	-	170,823.81
06/09/2020	-	500.00-	-	-	-	-	-	170,323.81
07/08/2020	-	500.00-	-	-	-	-	-	169,823.81
08/06/2020	-	500.00-	-	-	-	-	-	169,323.81
09/10/2020	-	500.00-	-	-	-	-	-	168,823.81
10/06/2020	-	500.00-	-	-	-	-	-	168,323.81
11/04/2020	-	500.00-	-	-	-	-	-	167,823.81
12/08/2020	-	500.00-	-	-	-	-	-	167,323.81
01/05/2021	-	500.00-	-	-	-	-	-	166,823.81
02/03/2021	-	500.00-	-	-	-	-	-	166,323.81
03/04/2021	-	500.00-	-	-	-	-	-	165,823.81
04/06/2021	-	500.00-	-	-	-	-	-	165,323.81
05/07/2021	-	500.00-	-	-	-	-	-	164,823.81
06/07/2021	-	500.00-	-	-	-	-	-	164,323.81
07/06/2021	-	500.00-	-	-	-	-	-	163,823.81
Grand Totals:								
	463,364.05	71,329.37-	1,700.00	-	-	-	229,910.87-	163,823.81

Report Criteria:

Customer.Customer number = 1223

CHAPTER 26

PUBLIC CONSTRUCTION BIDDING

Referred to in [§8A.311](#), [35A.10](#), [218.58](#), [256F.4](#), [297.7](#), [314.1B](#), [330A.12](#), [331.341](#), [357.14](#), [357A.12](#), [384.37](#), [384.53](#), [384.103](#), [386.6](#), [386.7](#), [390.3](#), [418.4](#)

Labor and materials on public improvements; see also [chapter 573](#)

26.1	Short title.	26.11	Delegation of authority.
26.2	Definitions.	26.12	When hearing necessary.
26.3	Competitive bids for public improvement contracts.	26.13	Early release of retained funds. Repealed by 2018 Acts, ch 1097, §6.
26.4	Exemptions from competitive bids and quotations.	26.14	Competitive quotations for public improvement contracts.
26.5	Prohibited contracts.	26.14A	Alternative procedures.
26.6	Donated funds.	26.15	Structure demolition project.
26.7	Notice to bidders.	26.16	Prequalification requirements prohibited.
26.8	Bid security.		
26.9	Award of contract.		
26.10	Opening and considering bids.		

26.1 Short title.

[This chapter](#) shall be known and may be cited as the “Iowa Construction Bidding Procedures Act”.

[2006 Acts, ch 1017, §1, 42, 43](#)

26.2 Definitions.

As used in [this chapter](#), unless the context clearly indicates otherwise:

1. “*Estimated total cost of a public improvement*” or “*estimated total cost*” means the estimated total cost to the governmental entity to construct a public improvement, including cost of labor, materials, equipment, and supplies, but excluding the cost of architectural, landscape architectural, or engineering design services and inspection.

2. “*Governmental entity*” means the state, political subdivisions of the state, public school corporations, and all officers, boards, or commissions empowered by law to enter into contracts for the construction of public improvements, excluding the state board of regents and the state department of transportation.

3. *a.* “*Public improvement*” means a building or construction work that is constructed under the control of a governmental entity and for which either of the following applies:

(1) Has been paid for in whole or in part with funds of the governmental entity.

(2) A commitment has been made prior to construction by the governmental entity to pay for the building or construction work in whole or in part with funds of the governmental entity.

b. “*Public improvement*” includes a building or improvement constructed or operated jointly with any other public or private agency, but excludes all of the following:

(1) Urban renewal demolition and low-rent housing projects.

(2) Industrial aid projects authorized under [chapter 419](#).

(3) Emergency work or repair or maintenance work performed by employees of a governmental entity.

(4) A highway, bridge, or culvert project.

(5) Construction or repair or maintenance work performed for a city utility under [chapter 388](#) when such work is performed by its employees or when such work relates to existing utility infrastructure or establishing connections to existing utility infrastructure. For purposes of this subparagraph, “*utility infrastructure*” includes facilities used for the storage, collection, disposal, treatment, generation, transmission, or distribution of water, sewage, waste, electricity, gas, or telecommunications service.

(6) Construction or repair or maintenance work performed for a rural water district under [chapter 357A](#) by its employees.

4. “*Repair or maintenance work*” means the preservation of a building, storm sewer, sanitary sewer, or other public facility or structure so that it remains in sound or proper

condition, including minor replacements and additions as necessary to restore the public facility or structure to its original condition with the same design.

5. “Under the control of a governmental entity” includes determining the construction work to be performed or establishing the specifications for a building or construction work to be occupied by the governmental entity.

2006 Acts, ch 1017, §2, 42, 43; 2007 Acts, ch 144, §1, 2; 2018 Acts, ch 1075, §2, 3, 12, 13; 2018 Acts, ch 1172, §71, 72; 2019 Acts, ch 59, §17; 2020 Acts, ch 1092, §1, 2

Referred to in §8.46, 260C.38, 278.1, 297.7, 298.3, 314.1A, 314.1B, 331.341, 364.4, 384.20

2018 amendments apply to lease-purchase contracts entered into on or after April 4, 2018; 2018 Acts, ch 1075, §12, 13; 2018 Acts, ch 1172, §71, 72

26.3 Competitive bids for public improvement contracts.

1. If the estimated total cost of a public improvement exceeds the competitive bid threshold of one hundred thousand dollars, or the adjusted competitive bid threshold established in [section 314.1B](#), the governmental entity shall advertise for sealed bids for the proposed public improvement by posting a notice to bidders not less than thirteen and not more than forty-five days before the date for filing bids in a relevant contractor plan room service with statewide circulation, in a relevant construction lead generating service with statewide circulation, and on an internet site sponsored by either a governmental entity or a statewide association that represents the governmental entity. If circumstances beyond the control of the governmental entity cause a scheduled bid letting to be postponed and there are no changes to the project’s contract documents, a notice to bidders of the revised date shall be posted not less than four and not more than forty-five days before the revised date for filing bids in a relevant contractor plan room service with statewide circulation, in a relevant construction lead generating service with statewide circulation, and on an internet site sponsored by either a governmental entity or a statewide association that represents the governmental entity.

2. A governmental entity shall have an engineer licensed under [chapter 542B](#), a landscape architect licensed under [chapter 544B](#), or an architect licensed under [chapter 544A](#) prepare plans and specifications, and calculate the estimated total cost of a proposed public improvement. A governmental entity shall ensure that a sufficient number of paper copies and, if available, electronic and digital copies of the project’s contract documents, including all drawings, plans, specifications, and estimated total costs of the proposed public improvement are made available for distribution at no charge to prospective bidders, subcontractor bidders, suppliers, and plan room services. If a deposit is required as part of a paper contract documents distribution policy by the public owner, the deposit shall not exceed two hundred fifty dollars per set which shall be refunded upon return of the contract documents within fourteen days after award of the project. If the contract documents are not returned in a timely manner and in a reusable condition, the deposit shall be forfeited. The governmental entity shall reimburse the landscape architect, architect, or professional engineer for the actual costs of preparation and distribution of plans and specifications.

3. [Sections 26.4 through 26.12](#) apply to all competitive bidding pursuant to [this section](#).

2006 Acts, ch 1017, §3, 42, 43; 2007 Acts, ch 144, §3; 2009 Acts, ch 179, §107; 2010 Acts, ch 1184, §90; 2013 Acts, ch 90, §16; 2015 Acts, ch 7, §1; 2016 Acts, ch 1009, §1; 2017 Acts, ch 54, §14; 2017 Acts, ch 131, §7; 2018 Acts, ch 1097, §1

Referred to in §8.46, 8A.311, 26.4, 26.5, 26.12, 26.14, 26.14A, 28J.9, 35A.10, 73A.2, 73A.18, 105.11, 161C.2, 218.58, 260C.38, 273.2, 273.3, 273.14, 278.1, 297.8, 298.3, 314.1, 314.1B, 330A.12, 331.341, 357.14, 364.4, 904.314, 904.315

26.4 Exemptions from competitive bids and quotations.

Architectural, landscape architectural, or engineering design services procured for a public improvement are not subject to [sections 26.3 and 26.14](#).

2006 Acts, ch 1017, §4, 42, 43; 2007 Acts, ch 144, §4

Referred to in §26.3, 314.1

26.5 Prohibited contracts.

If the estimated total cost of a public improvement exceeds the competitive bid threshold of one hundred thousand dollars, or as established in [section 314.1B](#), a governmental entity

shall not divide the public improvement project into separate parts, regardless of intent, if a resulting part of the public improvement project is not let in accordance with [section 26.3](#).

[2006 Acts, ch 1017, §5, 42, 43](#)

Referred to in [§26.3, 314.1](#)

26.6 Donated funds.

If private funds are offered to a governmental entity for a building or an improvement to be used by the public and such funds are conditioned upon private construction of the building or improvement, this chapter shall not apply to the project if the governmental entity does not contribute any funds to such construction.

[2006 Acts, ch 1017, §6, 42, 43](#)

Referred to in [§26.3, 314.1](#)

26.7 Notice to bidders.

1. The notice to bidders shall adequately notify a potential bidder of a proposed bid and shall include the following items:

- a. The time and place for filing sealed proposals.
- b. The time and place sealed proposals will be opened and considered on behalf of the governmental entity.
- c. The general nature of the public improvement on which bids are requested.
- d. In general terms, when the work must be commenced and completed.
- e. That each bidder shall accompany the bid with a bid security as defined in [section 26.8](#) and as specified by the governmental entity.
- f. Any further information which the governmental entity deems pertinent.

2. The notice to bidders may provide that bids will be received for the furnishing of all labor and materials and furnishing or installing equipment under one contract, or for parts thereof in separate sections.

3. On public improvements to be financed wholly or partially by special assessments against benefited property, the governmental entity, in the notice to bidders, may request aggregate bids for all projects included in any resolution of necessity, notwithstanding variations in the sizes of the improvements and notwithstanding that some parts of the improvements are assessable and some nonassessable, and may award the contract to the lowest responsive, responsible bidder submitting the lowest aggregate bid.

[2006 Acts, ch 1017, §7, 42, 43](#)

Referred to in [§26.3, 314.1](#)

26.8 Bid security.

1. Each bidder shall accompany its bid with a bid security as security that the successful bidder will enter into a contract for the work bid upon and will furnish after the award of contract a corporate surety bond, acceptable to the governmental entity, for the faithful performance of the contract, in an amount equal to one hundred percent of the amount of the contract. The bid security shall be in an amount fixed by the governmental entity, and shall be in the form of a cashier's check or certified check drawn on a state-chartered or federally chartered bank, or a certified share draft drawn on a state-chartered or federally chartered credit union, or the governmental entity may provide for a bidder's bond with corporate surety satisfactory to the governmental entity. The bidder's bond shall contain no conditions except as provided in [this section](#).

2. The governmental entity shall fix the amount of bid security prior to ordering publication of the notice to bidders and such amount must equal at least five percent, but shall not exceed ten percent, of either the estimated total contract cost of the public improvement or the amount of each bid.

[2006 Acts, ch 1017, §8, 42, 43; 2007 Acts, ch 144, §5](#)

Referred to in [§26.3, 26.7, 314.1](#)

26.9 Award of contract.

1. The contract for the public improvement must be awarded to the lowest responsive, responsible bidder. However, contracts relating to public utilities or extensions or

improvements thereof, as described in [sections 384.80 through 384.94](#), may be awarded by the city as it deems to be in the best interests of the city. [This section](#) shall not be construed to prohibit a governmental entity in the award of a contract for a public improvement or a governing body of a city utility from providing, in the award of a contract for a public improvement, an enhancement of payments upon early completion of the public improvement if the availability of the enhancement payments is included in the notice to bidders, the enhancement payments are competitively neutral to potential bidders, the enhancement payments are considered as a separate item in the public hearing on the award of contract, and the total value of the enhancement payments does not exceed ten percent of the value of the contract.

2. A governmental entity shall not require a potential bidder on a public improvement to provide any information which the potential bidder may deem to be confidential or proprietary as a requirement for being deemed a responsive, responsible bidder. [This subsection](#) shall not be construed to prohibit a governmental entity from obtaining information from the lowest responsive bidder to determine the bidder's responsibility relating to the bidder's experience, number of employees, and ability to finance the cost of the public improvement. However, a governmental entity shall require nonresident bidders to comply with [section 73A.21, subsection 4](#).

[2006 Acts, ch 1017, §9, 42, 43; 2017 Acts, ch 65, §1, 9, 10](#)

Referred to in §26.3, 26.10, 26.14, 314.1

2017 amendment to section takes effect April 13, 2017, and applies to notices to bidders for public improvements, bids awarded for public improvements, and contracts for public improvements entered into on and after that date; [2017 Acts, ch 65, §9, 10](#)

26.10 Opening and considering bids.

1. The date and time that each bid is received by the governmental entity, together with the name of the person receiving the bid, shall be recorded on the envelope containing the bid. All bids received after the deadlines for submission of bids as stated in the project specifications shall not be considered and shall be returned to the late bidder unopened. The governmental entity shall open, announce the amount of the bids, and file all proposals received, at the time and place specified in the notice to bidders. The governmental entity may, by resolution, award the contract for the public improvement to the bidder submitting the lowest responsive, responsible bid, determined as provided in [section 26.9](#), or the governmental entity may reject all bids received, fix a new date for receiving bids, and order publication of a new notice to bidders. The governmental entity shall retain the bid security furnished by the successful bidder until the approved contract form has been executed, a bond has been filed by the bidder guaranteeing the performance of the contract, and the contract and bond have been approved by the governmental entity. The provisions of [chapter 573](#), where applicable, apply to contracts awarded under [this chapter](#).

2. The governmental entity shall promptly return the checks or bidder's bonds of unsuccessful bidders to the bidders as soon as the successful bidder is determined or within thirty days, whichever is sooner.

[2006 Acts, ch 1017, §10, 42, 43; 2007 Acts, ch 144, §6](#)

Referred to in §26.3, 314.1

26.11 Delegation of authority.

When bids are required for any public improvement, the governmental entity may delegate, by motion, resolution, or policy to the city manager, clerk, engineer, or other public officer, as applicable, the duty of receiving and opening bids and announcing the results. The officer shall report the results of the bidding with the officer's recommendations to the next regular meeting of the governmental entity's governing body or at a special meeting called for that purpose.

[2006 Acts, ch 1017, §11, 42, 43; 2007 Acts, ch 144, §7](#)

Referred to in §26.3, 314.1

26.12 When hearing necessary.

If the estimated total cost of a public improvement exceeds the competitive bid threshold in [section 26.3](#), or as adjusted in [section 314.1B](#), the governmental entity shall not enter into a contract for the public improvement until the governmental entity has held a public

hearing and has approved the proposed plans, specifications, and form of contract, and estimated total cost of the public improvement. Notice of the hearing must be published as provided in [section 362.3](#) and shall include a description of the public improvement and its location. At the hearing, any interested person may appear and file objections to the proposed plans, specifications, contract, or estimated cost of the public improvement. After hearing objections, the governmental entity shall by resolution enter its decision on the plans, specifications, contract, and estimated cost. [This section](#) does not apply to the state.

[2006 Acts, ch 1017, §12, 42, 43; 2016 Acts, ch 1009, §2](#)

Referred to in [§26.3, 314.1, 384.20](#)

26.13 Early release of retained funds. Repealed by 2018 Acts, ch 1097, §6. See [§573.28](#).

26.14 Competitive quotations for public improvement contracts.

1. Competitive quotations shall be required for a public improvement having an estimated total cost that exceeds the applicable threshold amount provided in this section, but is less than the competitive bid threshold established in [section 26.3](#).

2. Unless the threshold amounts are adjusted pursuant to [section 314.1B](#), the following threshold amounts shall apply:

- a. Sixty-seven thousand dollars for a county, including a county hospital.
- b. Fifty-one thousand dollars for a city having a population of fifty thousand or more.
- c. Fifty-one thousand dollars for a school district having a population of fifty thousand or more.
- d. Fifty-one thousand dollars for an aviation authority created within a city having a population of fifty thousand or more.
- e. Thirty-six thousand dollars for a city having a population of less than fifty thousand, for a school district having a population of less than fifty thousand, and for any other governmental entity.
- f. The threshold amount applied to a city applies to a city hospital.

3. a. When a competitive quotation is required, the governmental entity shall make a good faith effort to obtain quotations for the work from at least two contractors regularly engaged in such work prior to letting a contract. Good faith effort shall include advising all contractors who have filed with the governmental entity a request for notice of projects. The governmental entity shall provide such notice in a timely manner so that a requesting contractor will have a reasonable opportunity to submit a competitive quotation. Quotations may be obtained from contractors after the governmental entity provides a description of the work to be performed, including the plans and specifications prepared by an architect, landscape architect, or engineer, if required under [chapter 542B, 544B, or 544A](#), and an opportunity to inspect the work site. The contractor shall include in the quotation the price for labor, materials, equipment, and supplies required to perform the work. If the work can be performed by an employee or employees of the governmental entity, the governmental entity may file a quotation for the work to be performed in the same manner as a contractor. If the governmental entity receives no quotations after making a good faith effort to obtain quotations from at least two contractors regularly engaged in such work, the governmental entity may negotiate a contract with a contractor regularly engaged in such work.

b. The governmental entity shall designate the time, place, and manner for filing quotations, which may be received by mail, facsimile, or electronic mail. The governmental entity shall award the contract to the contractor submitting the lowest responsive, responsible quotation subject to [section 26.9](#), or the governmental entity may reject all of the quotations. The unconditional acceptance and approval of the lowest responsive, responsible quotation shall constitute the award of a contract. The governmental entity shall record the approved quotation in its meeting minutes. The contractor awarded the contract shall not commence work until the contractor's performance and payment bond has been approved by the governmental entity. A governmental entity may delegate the authority to award a contract, to execute a contract, to authorize work to proceed under a contract, or to approve the contractor's performance and payment bond to an officer or employee of the governmental entity. A quotation approved outside a meeting of the governing body of a

governmental entity shall be included in the minutes of the next regular or special meeting of the governing body.

c. If a public improvement may be performed by an employee of the governmental entity, the amount of estimated sales and fuel tax and the premium cost for the performance and payment bond which a contractor identifies in its quotation shall be deducted from the contractor's price for determining the lowest responsive, responsible quotation. If no quotations are received to perform the work, or if the governmental entity's estimated cost to do the work with its employee is less than the lowest responsive, responsible quotation received, the governmental entity may authorize its employee or employees to perform the work.

[2006 Acts, ch 1017, §14, 42, 43](#); [2007 Acts, ch 144, §9](#); [2009 Acts, ch 133, §10](#)

Referred to in [§26.4](#), [26.14A](#), [314.1A](#), [314.1B](#)

26.14A Alternative procedures.

1. When competitive quotations are required under [section 26.14](#) for a public improvement, the governmental entity may proceed, in lieu of competitive quotations, as if the estimated total cost of the public improvement exceeds the competitive bid threshold under [section 26.3](#).

2. If the total estimated cost of the public improvement does not warrant either competitive quotations under [section 26.14](#) or competitive bidding under [section 26.3](#), the governmental entity may nevertheless proceed with competitive quotations or competitive bidding for the public improvement.

[2007 Acts, ch 144, §10](#)

26.15 Structure demolition project.

A governmental entity may enter into annual contracts with multiple contractors for structure demolition projects, with each project having a total estimated cost of one hundred thousand dollars or less, or each project having a total estimated cost equal to or less than the competitive bid threshold as established in [section 314.1B](#). The governmental entity shall solicit contractors by publishing a notice as provided in [section 362.3](#). A contractor is eligible to perform structure demolition work for the governmental entity after the contractor executes an annual demolition contract in a form satisfactory to the governmental entity, including a bond and insurance. For the twelve-month period following execution of the contract or contracts, the governmental entity may obtain competitive proposals from each eligible contractor as necessary for the demolition of structures. The contractor submitting the lowest responsible proposal shall enter into a contract addendum to perform the work.

[2006 Acts, ch 1017, §15, 42, 43](#)

26.16 Prequalification requirements prohibited.

A governmental entity shall not by ordinance, rule, or any other action relating to contracts for public improvements for which competitive bids are required by [this chapter](#) impose any requirement that directly or indirectly restricts potential bidders to any predetermined class of bidders defined by experience on similar projects, size of company, union membership, or any other criteria. However, a governmental entity shall require nonresident bidders to comply with [section 73A.21, subsection 4](#).

[2017 Acts, ch 65, §2, 9, 10](#)

Section takes effect April 13, 2017, and applies to notices to bidders for public improvements, bids awarded for public improvements, and contracts for public improvements entered into on and after that date; [2017 Acts, ch 65, §9, 10](#)

CHAPTER 180
QUOTATION PROCESS FOR GOVERNMENTAL ENTITIES FOR PUBLIC IMPROVEMENT
FOR VERTICAL INFRASTRUCTURE

761—180.1(314) Purpose. The purpose of these rules is to prescribe the manner by which governmental entities shall administer competitive quotations for contracts pertaining to a public improvement for vertical infrastructure, in accordance with Iowa Code section 26.14.

[ARC 3448C, IAB 11/8/17, effective 12/13/17; ARC 6705C, IAB 11/30/22, effective 1/4/23]

761—180.2(314) Contact information. Questions regarding this chapter may be directed to the Support Services Bureau, Iowa Department of Transportation, 800 Lincoln Way, Ames, Iowa 50010; telephone (515)239-1299.

[ARC 3448C, IAB 11/8/17, effective 12/13/17; ARC 5493C, IAB 3/10/21, effective 4/14/21]

761—180.3(26,314) Definitions.

“Estimated total cost” means the same as defined in Iowa Code section 26.2.

“Governmental entity” means the same as defined in Iowa Code section 26.2.

“Public improvement for vertical infrastructure” is a “public improvement” as defined in Iowa Code section 26.2(3) “a” and “b” but excludes those improvements in Iowa Code section 26.2(3) “b”(1) to (6).

“Responsible quotation” means a quotation submitted by a contractor who is capable of performing the work. To be considered responsible, the contractor must possess the necessary financial and technical capability to perform the work, as well as the ability to complete the work as demonstrated by past performance or other appropriate considerations.

“Responsive quotation” means a quotation in which the contractor agrees to do everything required by the governmental entity’s solicitation of quotations and by the plans and specifications and other related documents without any conditions, qualifications or exclusions.

[ARC 3448C, IAB 11/8/17, effective 12/13/17; ARC 5493C, IAB 3/10/21, effective 4/14/21; ARC 6705C, IAB 11/30/22, effective 1/4/23]

761—180.4(314) Types of projects. Rescinded ARC 6705C, IAB 11/30/22, effective 1/4/23.

761—180.5(314) Solicitation of quotations.

180.5(1) A governmental entity shall solicit competitive quotations for a public improvement for vertical infrastructure when the estimated total cost of the public improvement for vertical infrastructure exceeds the competitive quotation threshold established in Iowa Code section 26.14, as adjusted pursuant to Iowa Code section 314.1B, but is less than the competitive bid threshold established in Iowa Code section 26.3, as adjusted pursuant to Iowa Code section 314.1B. The adjusted thresholds are published on the department’s website at www.iowadot.gov.

180.5(2) The governmental entity shall make a good-faith effort to obtain quotations for the work from at least two contractors regularly engaged in such work prior to letting a contract. Quotations shall be obtained by means of either an oral or a written solicitation directed to not less than two contractors.

180.5(3) Each solicitation shall include a description of the work to be performed, and plans and specifications for the work prepared by an architect or engineer if required by Iowa Code chapter 542B or 544A. (See 193B—Chapter 5 or rule 193C—1.5(542B) for additional guidelines.) In its solicitation, the governmental entity shall advise each contractor that it has an opportunity to inspect the work site. Each contractor requesting to inspect the work site shall be provided an equal and adequate opportunity to do so.

180.5(4) Additional information deemed pertinent by the governmental entity, or requested by a contractor, may be provided by the governmental entity if the same information is provided to all contractors from which quotations are solicited. If the information is provided in written form to a contractor, it shall be provided in the same form to all contractors from which quotations are solicited.

180.5(5) In its solicitation, the governmental entity shall:

- a. Specify the required form and content of quotations. (See rule 761—180.7(314).)

b. Require that quotations be filed by a particular time, at a particular location and with a particular office or representative of the governmental entity.

c. Establish the acceptable method(s) for delivery of quotations. The governmental entity may specify any or all of the following methods of delivery: mail, facsimile, electronic mail, or delivery in-hand.

180.5(6) As required by Iowa Code section 573.2, the governmental entity shall in its solicitation inform quoting contractors of the obligation of the contractor awarded the contract to provide a performance and payment bond to secure the performance and timely completion of the work and to secure the payment of subcontractors and suppliers.

180.5(7) In its solicitation, the governmental entity may require each quoting contractor to:

a. Provide along with its quotation a quotation bond, or other quotation security or evidence of its responsibility, to assure that it will enter into a contract to perform the work and that it will provide the required performance and payment bond.

b. Commit to the execution of a contract for the work in a form required by the governmental entity.

c. Commit to commencement and completion dates for the work as directed by the governmental entity.

d. File evidence of insurance, as specified by the governmental entity, with its quotation, or commit to filing such evidence of insurance upon award of the contract to perform the work.

180.5(8) In its solicitation, the governmental entity may provide that it will issue special sales tax exemption certificates to contractors and subcontractors, pursuant to Iowa Code section 423.3, subsection 80.

[ARC 3448C, IAB 11/8/17, effective 12/13/17; ARC 6705C, IAB 11/30/22, effective 1/4/23]

761—180.6(314) Submission of competitive quotation by governmental entity. The governmental entity may itself file a competitive quotation to perform the work. The governmental entity's quotation shall be filed in the same manner as it requires quotations to be filed by contractors except as provided in subrule 180.7(3).

761—180.7(314) Form and content of competitive quotations.

180.7(1) A competitive quotation filed by a contractor or by the governmental entity shall be in writing and shall include the total price for labor, equipment, materials and supplies required to perform the work. A contractor shall not be required to include in its quotation or in individual quotation items a breakdown of costs for labor, materials, equipment and supplies. Competitive quotations filed by contractors shall include all other information, documentation or commitments required by the governmental entity in its solicitation of quotations.

180.7(2) If the governmental entity in its solicitation indicates its intention to file a competing quotation, contractors shall also separately identify in their quotations the premium cost for the required performance and payment bond and an estimate of the sales and fuel taxes they will incur in performing the work. However, if in its solicitation the governmental entity provides for the issuance of sales tax exemption certificates to the contractor and subcontractors performing the work, quoting contractors shall not include or separately identify estimated sales tax in their quotations.

180.7(3) A quotation submitted by a governmental entity need not include the information, documents or commitments required of quoting contractors in subrule 180.5(7). A governmental entity is not required to submit a performance and payment bond.

180.7(4) The governmental entity may require that quotations from contractors be submitted on a form prescribed by the governmental entity, provided the form complies with the requirements of these rules.

761—180.8(314) Evaluation of competitive quotations.

180.8(1) If a quoting contractor does not file a quotation in the form required by the governmental entity, or does not provide all information or documentation or make all commitments required by the

governmental entity, or does not sign the quotation if required by the governmental entity, the quotation shall be determined to be nonresponsive and shall be rejected by the governmental entity.

180.8(2) If the governmental entity submits a quotation to perform the work, paragraphs “a” to “c” of this subrule are applicable. If the governmental entity does not submit a quotation, these paragraphs do not apply.

a. Because the governmental entity is not required to pay sales tax or fuel tax or to submit a performance and payment bond in connection with work performed by governmental employees using governmental equipment, each contractor’s total quotation shall be adjusted to deduct the amounts identified in the quotation for estimated sales and fuel taxes and the bond premium. The amount of each contractor’s adjusted quotation shall then be compared to the amount of the quotation submitted by the governmental entity for the purpose of determining if the governmental entity’s quotation is the lowest responsive, responsible quotation.

b. If in its solicitation the governmental entity provides for the issuance of sales tax exemption certificates to the contractor and subcontractors performing the work, quoting contractors shall not include or separately identify estimated sales tax in their quotations, and the governmental entity shall not deduct estimated sales tax from the contractors’ quotations for the purpose of determining if the governmental entity’s quotation is the lowest responsive, responsible quotation.

c. The governmental entity may require the contractor to which the work is awarded to provide documentation of the premium cost incurred by it for the performance and payment bond and of all sales and fuel taxes paid by it and its subcontractors in connection with the work. The governmental entity may decline to pay the amounts identified by the contractor in its quotation for the bond premium and estimated sales and fuel taxes if these amounts are not properly documented as having been paid.

761—180.9(314) Award of contract and subsequent procedures.

180.9(1) Except as provided in subrule 180.9(3), the governmental entity shall award the contract for the work to the contractor submitting the lowest responsive, responsible quotation, subject to Iowa Code section 26.9, or the governmental entity may reject all of the quotations. A contract shall be considered awarded when the governmental entity unconditionally accepts and approves the lowest responsive, responsible quotation. The governing body of the governmental entity shall record the approved quotation in its meeting minutes.

180.9(2) The governing body of a governmental entity may delegate the authority to award and execute contracts, or to award contracts and authorize the work to proceed, to an officer or employee of the governmental entity, provided that an award approved outside a meeting of the governing body shall be reported in the meeting minutes of the next regular meeting of the governing body.

180.9(3) If no quotations are received from contractors to perform the work or if the governmental entity’s estimated cost to do the work with its employees, as reflected in its quotation, is less than the lowest responsive, responsible quotation received from a contractor, the governmental entity may authorize its employees to perform the work.

180.9(4) Upon the submission of the required performance and payment bond by the contractor to which the contract has been awarded and upon approval of the bond by the governmental entity, the governmental entity shall execute a contract to perform the work or shall authorize the contractor to proceed with the work.

180.9(5) Upon execution of the contract by the contractor and the governmental entity or upon authorization to proceed by the governmental entity and acknowledgment thereof by the contractor, the governmental entity shall release the quotation bonds or other quotation security submitted with the quotations received.

180.9(6) If the governmental entity is a city and the cost of the work will exceed the amount provided for in Iowa Code section 380.4, the governing body is required to pass a resolution approving the expenditure.

761—180.10(314) Retained funds. In addition to requiring the contractor to submit a performance and payment bond, the governmental entity shall also retain funds from each payment to the contractor for

the benefit of subcontractors and suppliers, and apply or release such funds, as required by Iowa Code chapter 573.

[ARC 4342C, IAB 3/13/19, effective 4/17/19]

These rules are intended to implement Iowa Code sections 26.2, 26.14, 314.1A, 314.1B, 573.2, and 573.28.

[Filed 4/16/07, Notice 2/28/07—published 5/9/07, effective 6/13/07]

[Filed ARC 3448C (Notice ARC 3269C, IAB 8/30/17), IAB 11/8/17, effective 12/13/17]

[Filed ARC 4342C (Notice ARC 4228C, IAB 1/16/19), IAB 3/13/19, effective 4/17/19]

[Filed ARC 5493C (Notice ARC 5375C, IAB 1/13/21), IAB 3/10/21, effective 4/14/21]

[Filed ARC 6705C (Notice ARC 6576C, IAB 10/5/22), IAB 11/30/22, effective 1/4/23]

Classroom Reshuffling & Gym Remodel

Step 1-Tearing down the dividers in the current Infant & 1 year old room.

Step 2- Put a new divider and sink in the current gym for the new infant room. This will separate the infant room from the new “gym”

Step 3-Room Reshuffling

Create 0-6 months Room- add 2 Full-Time Staffer, 1 Teacher- Have 8 kids on each side= open 16 slots

Current 0-1 yr. old room will be 1–2-year-old. This will allow us to have 16 kids in there which is adding 8 more slots. Add 1 Staffer.

Create an 18 month – 24 months room by taking out the current divider. This will allow us to have 24 slots in this room. Add 1 Teacher & 1 Staffer

Create a 24 months- 36 months room. This will allow is to have 24 slots in this room. Add 1 Teacher & 2 Staffer.

3-year-old Room- add 1 full-time staffer- open up 8 new slots

4-year-old Room- add 1 Full-Time Staffer- open up 12 new slots

No Changes to the School Age Room

This will add 72 NEW Childcare Slots by remodeling room structures and adding 3 Teachers and 8 Staffer.

Projected Cost:

Construction: \$118,000

3 Teachers = \$80,457

8 Staffers = \$181,544

Total: \$397,356

Projected Revenue:

0-1yr. Old Rates: \$170/Week x 28 New Kids = \$4760 x 50.6 weeks = \$240,856

2 yrs. old Rates: \$140/Week x 24 New Kids = \$3360 x 50.6 weeks = \$170,016

3 yrs. old Rates: \$140/Week x 8 New Kids = \$1120 x 50.6 weeks = \$56,672

4-5yrs. old Rates: \$130/Week x 12 New Kids = \$1560 x 50.6 weeks = \$78,936

Total New Revenue: \$546,480



PETERSON CONSTRUCTION
1929 W SECOND ST
WEBSTER CITY, IA 50595
(515) 832-1216

QUOTE

DATE _____
PROJECT _____
PROJECT NO _____

To _____

DESCRIPTION:

Peterson Construction proposes to complete the following work agreed on at Webster City Daycare after our site visits. The following includes all labor, material, equipment, and clean up.

Existing Infant Room:

- Removal of the two storage room walls in the infant room and drywall patch accordingly
- Removal of the wall connecting to the outside wall to the changing area with drywall patch
- Removal of center cabinets and work area along with the four half doors.
- Removal of outlets/data/vacuum ports in walls that are being removed
- Patch in ceiling tile where needed
- Patch in floor as needed
- Add/relocate fire alarm system as needed
- Paint drywall patching
- Build and install car seat storage
- Storage Cabinets

Existing Gym:

- Remove storage room walls
- Build and frame walls to create two rooms and build walls to connect to bathrooms for each room
- Drywall, finish, paint, insulate new walls
- Install outlets where needed
- Install and provide three new exit doors, frames, and hardware to hallways
- Install and provide ten feet of base and upper cabinets and counter tops in each room
- New lights, floor and paint
- Install fire alarm
- Create new hallway from laundry room through break room

*All work would need approval from Fire Marshall, DHS, and Building Inspector

Total....\$117,700.00

Remodel Contingency.....\$17,655.00

TOTAL:

CONTRACTOR:

PRINT NAME

SIGNATURE

DATE

APPROVED BY:

PRINT NAME

SIGNATURE

DATE