

**City Council Meeting
City Hall - Webster City, Iowa
October 18, 2021 - 6:00 p.m.**

**Council Members and minimal staff will be meeting
in the Council Chambers at City Hall.**

Due to the COVID-19 concerns and social distancing recommendations, this meeting will be Open to the Public, with limited seating available in the Council Chambers, and also by ELECTRONIC MEANS. Iowa Code Section 21.8 outlines the guidelines to hold an electronic meeting when there are valid concerns that an in-person meeting is "impossible or impractical".

Topic: City Council Meeting - 10-18-21

Time: Oct 18, 2021 06:00 PM Central Time (US and Canada)

Join Zoom Meeting

<https://us02web.zoom.us/j/88477493499>

Meeting ID: 884 7749 3499

One tap mobile

+13017158592,,88477493499# US (Washington DC)

+13126266799,,88477493499# US (Chicago)

Dial by your location

+1 301 715 8592 US (Washington DC)

+1 312 626 6799 US (Chicago)

+1 646 558 8656 US (New York)

+1 253 215 8782 US (Tacoma)

+1 346 248 7799 US (Houston)

+1 669 900 9128 US (San Jose)

Meeting ID: 884 7749 3499

Find your local number: <https://us02web.zoom.us/j/88477493499>

Join by Skype for Business

<https://us02web.zoom.us/skype/88477493499>

The meeting can also be accessed by visiting the City of Webster City Facebook page where it will be live-streamed at <https://www.facebook.com/cityofwebstercity/> The video will also be posted to our YouTube Channel.

ROLL CALL

Motion on Approval of Agenda

Pledge of Allegiance

1. PETITIONS – COMMUNICATIONS – REQUESTS

This is the time of the meeting that a citizen may address the Council on a matter not on the Agenda. **(no more than five minutes per person)** Except in cases of emergency, the City Council will not take any action at this meeting, but may ask the City Staff to research the matter or have the matter placed on the Agenda for a future meeting.

- a. Public Information

2. MINUTES AND CLAIMS

The following items have been deemed to be non-controversial, routine actions to be approved by the Council in a single motion. If a Council member, or a member of the audience wishes to have an item removed from this list, it will be considered in its normal sequence on the Agenda.

- a. [MINUTES](#) of October 4, 2021
- b. [RESOLUTION](#) on [PAYROLL](#) for the period ending October 9, 2021 and paid on October 15, 2021
- c. [RESOLUTION](#) on [BILLS](#) Approve [FUND LIST](#)

3. GENERAL AGENDA

- a. Presentation from Schlottfeldt Engineering on Repair of City Hall Basement Ceiling. [ENGINEER'S LETTER](#)
- b. [COUNCIL MEMORANDUM](#) Second Reading of an Ordinance, an Ordinance amending the Code of Ordinances of the City of Webster City, Iowa, 2019, by adding Subsection (39) to Chapter 46, Article II, Section 46-50, Stop Requirements at certain streets. (Webster Street and Sparboe Court) [ORDINANCE](#)
[TRAFFIC COMMITTEE MINUTES](#)
- c. [COUNCIL MEMORANDUM](#) [RESOLUTION](#) approving Change Order No. 1 in the amount of \$8,160.00 to the 2021 Bridge Repair Project with Jasper Construction, Newton, Iowa.
[ENG LETTER](#) [CHANGE ORDER NO. 1](#)
- d. [COUNCIL MEMORANDUM](#) Approve Change Order No. 3 and Final Acceptance of the 2020 Electrical Underground Conversion Project
[RESOLUTION](#) approving Change Order No. 3 in the amount of (-875.00) to the 2020 Electrical Underground Conversion Project with Primoris Aevenia, Inc., Johnston, Iowa.
[CHANGE ORDER NO. 3](#)
[RESOLUTION](#) accepting work, authorizing payment of final estimate in the amount of \$0.00 paid now, with the final retainage in the amount of \$61,554.74 to be paid in 30 days to Primoris Aevenia, Inc., Johnston, Iowa, for the completion of the 2020 Electrical Underground Conversion Project.
[ENG RECOMMENDATION](#) [CERTIFICATE OF COMPLETION](#)

- e. [COUNCIL MEMORANDUM](#) [RESOLUTION](#) approving Change Order No. 2 in the amount of \$8,022.00 to the 2021 Second Street Reconstruction Project with Rasch Construction, Inc., Fort Dodge, Iowa. [CHANGE ORDER NO. 2](#)
- f. [COUNCIL MEMORANDUM](#) Concrete Panel Replacement Project
[RESOLUTION](#) approving and confirming plans, specifications and form of contract for the Concrete Panel Replacement Project, Webster City, Iowa.
[RESOLUTION](#) awarding contract for the Concrete Panel Replacement Project, Webster City, Iowa to Habhab Construction, Webster City, Iowa in the amount of \$32,788.00 for intersection repair at Des Moines Street and Webster Street. [QUOTE](#)
- g. [COUNCIL MEMORANDUM](#) [RESOLUTION](#) to fix a date for a Public Hearing on proposal to enter into a Sewer Revenue Loan and Disbursement Agreement and to borrow money thereunder in a principal amount not to exceed \$2,000,000
(November 1, 2021 – 6:05 p.m.)

4. REPORTS AND RECOMMENDATIONS OF OFFICERS, BOARDS AND COMMISSIONS

- a. City Manager [REPORTS](#) – September 2021
- b. Finance Department [REPORT](#) – July 2021
- c. Finance Department [REPORT](#) – August 2021
- d. Inspection Department Daily Log [REPORT](#) – September 2021
- e. Police Department [REPORT](#) – September 2021
- f. Nuisance [REPORT](#) – September 2021
- g. Fire Department [REPORT](#) – September 2021
- h. Council Committee Reports
- i. Other reports and recommendations

5. OTHER ITEMS

- a. Work Session on Street Study
[COUNCIL MEMORANDUM](#) [PAVEMENT MANAGEMENT REPORT](#)

6. ADJOURN

NOTE: The Council may act by motion, resolution or ordinance on items listed on the Agenda

CITY COUNCIL MEETING MINUTES/SPECIAL SESSION

Webster City, Iowa
October 4, 2021 – 5:15 p.m.

The City Council met in Special Session at the City Hall, Webster City, Iowa at 5:15 p.m. on October 4, 2021, upon call of the Mayor and the advance agenda. Those present were Mayor John Hawkins and Council Members Matt McKinney, Brian Miller and Logan Welch. There is currently one vacant Council seat. City Manager Daniel Ortiz-Hernandez and City Clerk Karyl Bonjour were also present.

1. The meeting was called to order by Mayor John Hawkins and roll being called there were present in Council Chambers John Hawkins, Mayor, and the following Council Members: Matt McKinney, Brian Miller and Logan Welch.

2. It was moved by Miller and seconded by McKinney to approve the agenda.

ROLL CALL: Hawkins, McKinney, Miller and Welch voting aye.

3. It was moved by Miller and seconded by Welch that Council meet in closed session to evaluate the professional competency of an individual(s) whose appointment, hiring performance or discharge is being considered when necessary to prevent needless and irreparable injury to that individual's reputation and that individual requests a closed session as provided by Chapter 21.5 i of the Code of Iowa.

ROLL CALL: McKinney, Miller, Welch and Hawkins voting aye.

The Council went into Closed Session at 5:16 p.m.

The Council returned to Special Session at 5:58 p.m.

4. It was moved by Welch and seconded by Miller that Council adjourn.

ROLL CALL: Miller, Welch, Hawkins and McKinney voting aye.

The October 4, 2021 Special Session stood adjourned at 5:59 p.m.

CITY COUNCIL MEETING MINUTES

Webster City, Iowa October 4, 2021 – 6:00 p.m.

The City Council met in regular session at the City Hall, Webster City, Iowa at 6:00 p.m. on October 4, 2021, upon call of the Mayor and the advance agenda. The meeting was called to order by Mayor John Hawkins and roll being called there were present in Council Chambers John Hawkins, Mayor, and the following Council Members: Matt McKinney, Brian Miller and Logan Welch. There is currently one vacant Council seat.

Iowa Code Section 21.8 outlines the guidelines to hold an electronic meeting when there are valid concerns that an in-person meeting is "impossible or impractical".

Due to the COVID-19 concerns and social distancing recommendations, this meeting was Open to the Public with limited capacity and by electronic means utilizing the Zoom Platform. Details were provided in using the Zoom platform either by joining through the web portal or by calling in to view or participate.

It was moved by Welch and seconded by McKinney to approve the agenda.

ROLL CALL: Hawkins, McKinney, Miller and Welch voting aye.

Mayor John Hawkins led the Pledge of Allegiance.

PETITIONS – COMMUNICATIONS – REQUESTS

None brought forth.

PUBLIC INFORMATION

Mayor Hawkins informed that the Annual Rotary Turkey Dinner will be available this Sunday, October 10th. This will be a drive-thru event at Briggs Woods Conference Center. Tickets need to be purchased in advance and are available from any Rotary member.

Council Member Miller inquired about previous request in allowing Off Road Vehicles on Superior Street. City Manager Ortiz-Hernandez responded that there is pending State Legislation at this time and the City is waiting on the outcome of that decision prior to considering any changes to the current ordinance.

MINUTES AND CLAIMS

It was moved by McKinney and seconded by Miller that the following motion and Resolutions be approved and adopted collectively:

- a. That the meeting minutes of September 20, 2021 be approved.
- b. That Resolution No. 2021-182 approving Payroll for the period ending September 25, 2021 and paid on October 1, 2021 in the amount of \$180,287.03 be passed and adopted.
- c. That Resolution No. 2021-183 approving bills paid in the amount of \$239,410.52 be passed and adopted.

ROLL CALL: McKinney, Miller, Welch and Hawkins voting aye.

GENERAL AGENDA

- a. It was moved by Miller and seconded by Welch that Resolution No. 2021-184 appointing Megan McFarland to fill the Vacancy of the Council Seat for the City of Webster City, Iowa, beginning October 4, 2021 and ending December 31, 2023, be passed and adopted.

ROLL CALL: Miller, Welch, Hawkins and McKinney voting aye.

- b. Jen Peterman, Chamber of Commerce Executive Director, gave a Presentation/Update on the past and upcoming events sponsored by the Chamber and the marketing of such events.

- c. It was moved by Welch and seconded by Miller that Resolution No. 2021-185 authorizing adoption of Policies and Procedures regarding Municipal Securities Disclosure be passed and adopted.

ROLL CALL: Welch, Hawkins, McKinney and Miller voting aye.

- d. It was moved by McKinney and seconded by Miller that Resolution No. 2021-186 approving a Confidentiality Agreement between MidAmerican Energy Company and the City of Webster City regarding information concerning Unit 4 George Neal Generating Station be passed and adopted.

ROLL CALL: Hawkins, McKinney, Miller and Welch voting aye.

City Manager Ortiz-Hernandez summarized the purpose of the Confidentiality Agreement.

- e. It was moved by Miller and seconded by McKinney that Resolution No. 2021-187 accepting work and authorization of final payment of \$16,067.28 and release of Retainage in the amount of \$8,227.13 to Nels Pederson Company, Badger, Iowa for completion of the 2020 Sewer Rehabilitation and Repair Project be passed and adopted.

ROLL CALL: McKinney, Miller, Welch and Hawkins voting aye.

f. It was moved by Miller and seconded by Welch that the First Reading of an Ordinance, an Ordinance amending the Code of Ordinances of the City of Webster City, Iowa, 2019, by adding Subsection (39) to Chapter 46, Article II, Section 46-50, Stop Requirements at certain streets. (Webster Street and Sparboe Court) be approved.
ROLL CALL: Miller, Welch, Hawkins and McKinney voting aye.

g. It was moved by McKinney and seconded by Miller that Resolution No. 2021-188 providing for the City of Webster City to establish parking and access restrictions on specific streets adjacent to Webster City Middle School and Pleasant View Elementary School, with the amended changes suggested by Council to parking on the west side of Prospect Street, be passed and adopted.

ROLL CALL: Welch, Hawkins, McKinney and Miller voting aye.
City Manager Ortiz-Hernandez provided an explanation for the process of establishing these parking guidelines for the schools.

REPORTS AND RECOMMENDATIONS OF OFFICERS, BOARDS AND COMMISSIONS

- a. Council Committee Reports – Council Member Miller stated that the Webster City Daycare Board has been meeting and things are going well.
- b. Other reports and recommendations – None brought forth.

OTHER ITEMS

- a. The City Attorney Update/Report dated September 29, 2021 was previously given to Council for review.

City Clerk Bonjour administered the Oath of Office to newly appointed City Council Member Megan McFarland.

CLOSED SESSION

It was moved by Welch and seconded by Miller that Council meet in Closed Session to discuss the purchase/sale of particular real estate only where premature disclosure could be reasonably expected to increase the price the governmental body would have to pay for that property, as provided by Chapter 21.5 j. of the Code of Iowa.

ROLL CALL: Hawkins, McKinney, Miller and Welch voting aye.

The Council took a short recess.

During the recess, newly appointed City Council Member McFarland joined the meeting and participated in the Closed Session.

The Council went into Closed Session at 6:37 p.m.

The Council returned to Open Session at 7:30 p.m.

It was moved by McKinney and seconded by Miller that Council adjourn.

ROLL CALL: McKinney, Miller, Welch, McFarland and Hawkins voting aye.
The October 4, 2021 Regular City Council Meeting stood adjourned at 7:31 p.m.

John Hawkins, Mayor

Karyl K. Bonjour, City Clerk

RESOLUTION NO. 2021 -

BE IT RESOLVED BY THE CITY COUNCIL OF THE CITY OF WEBSTER CITY,
IOWA:

That the payroll for the 80-hour period ending October 9, 2021 and paid on
October 15, 2021 aggregating the sum of \$185,203.80 herewith presented,
be and the same is hereby approved.

Passed and adopted this 18th day of October, 2021.

John Hawkins, Mayor

ATTEST:

Karyl K. Bonjour, City Clerk

Employee Number	Name	Total Gross Amount	Total Gross Hours	3-00 OT no pen Emp Amt	4-00 OT pension Emp Amt	5-00 DBL OT np Emp Amt	6-00 DBL OT pen Emp Amt	23-00 OTHER pen Emp Amt	24-00 OTHER np Emp Amt	85-00 NET PAY Emp Amt	86-00 DIRECT DEP Emp Amt
20035	BISHOP, BIRIDIANA R.	3,461.54	80.00	.00	.00	.00	.00	.00	.00	.00	2,379.14
60722	CHELESVIG, BETH A.	3,032.00	80.00	.00	.00	.00	.00	.00	.00	.00	1,977.56
20020	ORTIZ-HERNANDEZ, DANIEL	5,175.00	80.00	.00	.00	.00	.00	.00	175.00	.00	3,431.62
60003	SMITH, ELIZABETH A.	2,135.20	80.00	.00	.00	.00	.00	.00	.00	.00	1,429.80
Total CITY MANAGER:											
4		13,803.74	320.00	.00	.00	.00	.00	.00	175.00	.00	9,218.12
30980	STRONER, BRIAN M.	2,740.00	80.00	.00	.00	.00	.00	.00	.00	.00	1,916.55
Total ENVIRONMENTAL/SAFETY:											
1		2,740.00	80.00	.00	.00	.00	.00	.00	.00	.00	1,916.55
61164	BONJOUR, KARYL K.	2,199.20	80.00	.00	.00	.00	.00	.00	.00	.00	1,441.94
61180	GRIMSHAW, STACY M.	1,579.20	80.00	.00	.00	.00	.00	.00	.00	.00	972.27
61238	HAGLUND, DENISE D.	818.85	53.00	.00	.00	.00	.00	.00	.00	.00	648.89
61190	NERLAND, DEDRA R.	1,683.20	80.00	.00	.00	.00	.00	.00	.00	.00	1,158.07
61163	PEVESTORF, ELIZABETH J.	1,902.40	80.00	.00	.00	.00	.00	.00	.00	.00	1,374.59
30329	WOLFGRAM, DOREEN A.	3,027.20	80.00	.00	.00	.00	.00	.00	.00	.00	2,098.24
Total FINANCE OFFICE:											
6		11,210.05	453.00	.00	.00	.00	.00	.00	.00	.00	7,694.00
41502	CAMPBELL, AARON M.	100.00	.00	.00	.00	.00	.00	100.00	.00	.00	92.35
40857	DOOLITTLE, KENDALL J.	100.00	.00	.00	.00	.00	.00	100.00	.00	86.14	.00
41263	ESTLUND, JEROMY J.	2,418.08	112.00	.00	.00	.00	.00	.00	.00	.00	1,731.13
41395	FEICKERT, DAKOTA L.	784.00	48.00	.00	.00	.00	.00	112.00	.00	.00	590.98
41300	FOX, JEFFREY A.	266.00	14.00	.00	.00	.00	.00	70.00	.00	.00	216.37
41438	FRAKES, JUSTIN M.	40.00	.00	.00	.00	.00	.00	40.00	.00	.00	36.94
41260	FRAZIER, LOGAN W.	20.00	.00	.00	.00	.00	.00	20.00	.00	.00	18.47
40971	HAYES, BRANDON W.	2,574.76	118.00	.00	.00	.00	.00	.00	.00	.00	1,844.96
41445	HAYES, HARRISON W.	252.00	14.00	.00	.00	.00	.00	56.00	.00	217.08	.00
41441	HAYES, HUNTER W.	80.00	.00	.00	.00	.00	.00	80.00	.00	73.88	.00
40031	HOLST, RONALD W.	100.00	.00	.00	.00	.00	.00	100.00	.00	86.14	.00
41192	JESSEN, PHILLIP N.	140.00	.00	.00	.00	.00	.00	140.00	.00	99.60	.00
41200	MADSEN, TODD M.	100.00	.00	.00	.00	.00	.00	100.00	.00	.00	86.14
41219	SOWLE JR., ANDREW W.	2,424.80	112.00	.00	.00	.00	.00	.00	.00	.00	1,632.56
41400	STANSFIELD, CHARLES T.	2,991.20	80.00	.00	.00	.00	.00	.00	.00	.00	1,971.16
41485	THUMMA, AMANDA L.	20.00	.00	.00	.00	.00	.00	20.00	.00	.00	18.47
41088	TOLLE, PAUL A.	100.00	.00	.00	.00	.00	.00	100.00	.00	86.14	.00
41216	WEINSCHENK, KENRIC J.	120.00	.00	.00	.00	.00	.00	120.00	.00	.00	109.82
41213	WILLIAMS, ZACHARY W.	40.00	.00	.00	.00	.00	.00	40.00	.00	.00	34.46
40815	WILLS, DON H.	80.00	.00	.00	.00	.00	.00	80.00	.00	68.91	.00
41340	YOUNGDALE, COLE C.	60.00	.00	.00	.00	.00	.00	60.00	.00	55.41	.00
41270	ZEHNER, DONALD F.	100.00	.00	.00	.00	.00	.00	100.00	.00	.00	92.35
41505	ZIMMER, COLLEN C.	80.00	.00	.00	.00	.00	.00	80.00	.00	.00	73.88
Total FIRE DEPARTMENT:											
23		12,990.84	498.00	.00	.00	.00	.00	1,518.00	.00	773.30	8,550.04
61240	WINTER, KIRBY L.	4,085.39	80.00	.00	.00	.00	.00	20.00	.00	.00	2,841.61
Total INFORMATION SYSTEMS:											
1		4,085.39	80.00	.00	.00	.00	.00	20.00	.00	.00	2,841.61
61235	SIMPSON, CORY L.	1,935.21	80.00	.00	.00	.00	.00	.00	.00	.00	1,351.77

Employee Number	Name	Total Gross Amount	Total Gross Hours	3-00 OT no pen Emp Amt	4-00 OT pension Emp Amt	5-00 DBL OT np Emp Amt	6-00 DBL OT pen Emp Amt	23-00 OTHER pen Emp Amt	24-00 OTHER np Emp Amt	85-00 NET PAY Emp Amt	86-00 DIRECT DEP Emp Amt
Total INSPECTION:											
		1	1,935.21	80.00	.00	.00	.00	.00	.00	.00	1,351.77
31210	BARNES, DERRICK S.	2,583.03	89.00	.00	353.18	.00	.00	.00	.00	.00	1,734.50
31185	CASEY, DANA R.	2,742.40	80.00	.00	.00	.00	.00	.00	.00	.00	1,856.26
31190	DAYTON, BRYAN K.	2,724.01	80.00	.00	.00	.00	.00	.00	.00	.00	1,903.80
30678	DICKINSON, ADAM L.	3,993.19	95.50	.00	364.86	.00	.00	.00	.00	.00	2,695.93
31235	KOOPMANN, TRENT D.	2,451.70	80.00	.00	.00	.00	.00	.00	.00	.00	1,779.51
31230	MCCOLLOUGH, DOUGLAS J.	2,691.70	80.00	.00	.00	.00	.00	.00	.00	.00	1,923.07
31184	MOURTON, RUSSELL E.	2,853.81	83.00	.00	25.71	.00	.00	.00	.00	.00	1,618.11
31186	ORTON, RYAN D.	2,742.40	80.00	.00	.00	.00	.00	.00	.00	.00	1,824.07
30918	PARKHILL, MARTY E.	3,060.24	82.00	.00	.00	.00	.00	.00	.00	.00	2,088.46
Total LINE DEPARTMENT:											
		9	25,842.48	749.50	.00	743.75	.00	.00	.00	.00	17,423.71
30976	MADSEN, TODD M.	1,724.02	80.00	.00	.00	.00	.00	.00	.00	.00	1,247.20
31188	PASCHKE, RODNEY A.	1,660.80	80.00	.00	.00	.00	.00	.00	.00	.00	1,125.72
Total METER DEPARTMENT:											
		2	3,384.82	160.00	.00	.00	.00	.00	.00	.00	2,372.92
60421	WETZLER, KARLA J.	2,802.40	80.00	.00	.00	.00	.00	.00	.00	.00	2,026.91
Total PLANNING/ZONING:											
		1	2,802.40	80.00	.00	.00	.00	.00	.00	.00	2,026.91
40540	ARENDTS, PEGGY J.	2,378.40	80.00	.00	.00	.00	.00	.00	.00	.00	1,496.92
41435	ARONSON, ALISSA A.	1,672.80	80.00	.00	.00	.00	.00	.00	.00	.00	1,211.88
41480	DILLEY, JEAN M.	1,425.60	80.00	.00	.00	.00	.00	.00	.00	.00	988.41
41500	HOLCOMBE, IAN J.	1,440.00	80.00	.00	.00	.00	.00	.00	.00	.00	1,021.61
41390	NOWELL, TANNER J.	1,668.80	80.00	.00	.00	.00	.00	.00	.00	.00	1,208.88
41475	RUSH, DEBORAH G.	1,673.60	80.00	.00	.00	.00	.00	.00	.00	.00	1,139.80
41207	WINDSCHITL, JOAN E.	1,783.20	80.00	.00	.00	.00	.00	.00	.00	.00	1,145.97
Total POLICE DEPARTMENT-D:											
		7	12,042.40	560.00	.00	.00	.00	.00	.00	.00	8,213.47
41430	BASINGER, RYAN A.	2,340.43	84.00	.00	.00	.00	.00	.00	.00	.00	1,651.88
41191	HOUGE, CLINTON J.	2,547.72	84.00	.00	.00	.00	.00	.00	.00	.00	1,777.45
41453	LEHMAN, MICHEAL L.	2,305.80	84.00	.00	.00	.00	.00	.00	.00	.00	1,693.77
41465	LOWE, ANDREW T.	2,292.54	84.50	19.98	.00	.00	.00	.00	.00	.00	1,594.38
41479	LUFT, ANTHONY J.	2,241.64	84.00	.00	.00	.00	.00	.00	.00	.00	1,644.86
41230	MCKINLEY, ERIC K.	2,673.32	84.00	.00	.00	.00	.00	.00	.00	.00	1,930.94
41110	MORK, SHILOH B.	3,173.60	80.00	.00	.00	.00	.00	.00	.00	.00	2,112.17
41471	MOURLAM, DALTON G.	2,246.24	84.00	.00	.00	.00	.00	.00	.00	.00	1,580.68
41225	PRITCHARD, BRANDON D.	2,499.72	84.00	.00	.00	.00	.00	.00	.00	.00	1,758.57
41482	RICHARDSON, COLT A.	2,252.04	84.00	.00	.00	.00	.00	.00	.00	.00	1,654.33
41426	ROSE, DYLAN M.	2,362.08	84.00	.00	.00	.00	.00	.00	.00	.00	1,636.80
41450	THUMMA, STEVEN L.	2,490.70	88.00	164.70	.00	.00	.00	.00	.00	.00	1,537.01
41495	WATKINS, MARK D.	2,376.60	84.00	.00	.00	.00	.00	.00	.00	.00	1,747.94
Total POLICE DEPARTMENT-O:											
		13	31,802.43	1,092.50	184.68	.00	.00	.00	.00	.00	22,320.78

Employee Number	Name	Total Gross Amount	Total Gross Hours	3-00 OT no pen Emp Amt	4-00 OT pension Emp Amt	5-00 DBL OT np Emp Amt	6-00 DBL OT pen Emp Amt	23-00 OTHER pen Emp Amt	24-00 OTHER np Emp Amt	85-00 NET PAY Emp Amt	86-00 DIRECT DEP Emp Amt
81291	ASKLUND, ANTHONY T.	605.38	41.75	.00	.00	.00	.00	.00	.00	.00	496.53
81672	CRYSTAL, EVERETT T.	1,000.00	80.00	.00	.00	.00	.00	.00	.00	.00	779.72
81697	FARO, FRANK L.	477.75	39.00	.00	.00	.00	.00	.00	.00	.00	400.15
81713	FOLEY, PATRICK R.	432.00	36.00	.00	.00	.00	.00	.00	.00	.00	346.44
81712	GARVEY, ROGER A.	516.00	43.00	.00	.00	.00	.00	.00	.00	.00	430.99
70980	HARMS, BRIAN K.	1,685.61	80.00	.00	.00	.00	.00	.00	.00	.00	1,242.95
81714	MCBURNEY, BRAYZIN	504.00	42.00	.00	.00	.00	.00	.00	.00	.00	398.85
81617	OLSON, NICHOLAS L.	819.00	63.00	.00	.00	.00	.00	.00	.00	650.34	.00
51195	RODEN, JACOB J.	1,823.20	80.00	.00	.00	.00	.00	.00	.00	.00	1,220.51
81662	VASQUEZ, MICHAEL R.	790.50	62.00	.00	.00	.00	.00	.00	.00	.00	620.50
Total PUBLIC GROUNDS:											
		10	8,653.44	566.75	.00	.00	.00	.00	.00	650.34	5,936.64
61200	ALCAZAR, MATTHEW D.	2,060.00	80.00	.00	.00	.00	.00	.00	.00	.00	1,188.71
61068	HISLER, KATHY J.	520.08	33.00	.00	.00	.00	.00	.00	.00	.00	388.05
20025	WETZLER, KENNETH L.	3,437.60	80.00	.00	.00	.00	.00	.00	.00	.00	2,105.13
Total PUBLIC WORKS:											
		3	6,017.68	193.00	.00	.00	.00	.00	.00	.00	3,681.89
81653	BINDER, MEREDITH K.	159.00	17.00	.00	.00	.00	.00	.00	.00	146.83	.00
81726	BINDER, RILEY K.	70.00	8.00	.00	.00	.00	.00	.00	.00	.00	64.64
81669	DRAEGER, MAKAYLEE M.	97.50	10.00	.00	.00	.00	.00	.00	.00	.00	90.04
70100	FLAWS, LARRY J.	2,544.00	80.00	.00	.00	.00	.00	.00	.00	.00	1,710.37
81708	GALLENLINE, ABIGAIL M.	72.00	8.00	.00	.00	.00	.00	.00	.00	66.50	.00
81702	GAMBLE, ALYSSA P.	63.50	7.00	.00	.00	.00	.00	.00	.00	58.64	.00
70107	GLASCOCK, MARK A.	1,834.30	82.00	.00	66.30	.00	.00	.00	.00	.00	1,204.45
81711	HANSEN, ELLA M.	61.25	7.00	.00	.00	.00	.00	.00	.00	.00	56.56
81735	HANUS, RODNEY C.	1,560.00	80.00	.00	.00	.00	.00	.00	.00	.00	1,098.48
81690	HURT, TIM E.	408.00	34.00	.00	.00	.00	.00	.00	.00	.00	376.78
81738	JOHNSON, NOLAN J.	190.00	19.00	.00	.00	.00	.00	.00	.00	.00	150.46
70975	LESHER, BREANNE M.	2,144.81	80.00	.00	.00	.00	.00	.00	.00	.00	1,413.44
81594	MCBURNEY, SONYA L.	749.85	56.00	.00	.00	.00	.00	.00	.00	.00	566.88
81689	NELSEN, DENISE L.	791.96	52.00	.00	.00	.00	.00	.00	.00	.00	630.28
81665	PRUISMANN, LINDA A.	766.87	47.25	.00	.00	.00	.00	.00	.00	.00	578.61
81719	SCHULTZ, CAMDEN J.	17.50	2.00	.00	.00	.00	.00	.00	.00	.00	16.16
81470	SPELLMEYER, WILLIAM C.	329.22	23.25	.00	.00	.00	.00	.00	.00	253.33	.00
Total RECREATION:											
		17	11,859.76	612.50	.00	66.30	.00	.00	.00	525.30	7,957.15
51187	BAHRENFUSS, BRANDON D.	3,072.11	89.50	.00	76.59	.00	.00	.00	.00	.00	2,118.01
51210	DANIELS, JACOB S.	1,731.20	80.00	.00	.00	.00	.00	.00	.00	.00	1,219.37
51178	DOOLITTLE, DAN L	1,045.00	47.50	.00	.00	.00	.00	.00	.00	.00	812.33
51189	MACRUNNEL, MATTHEW A.	1,827.20	80.00	.00	.00	.00	.00	.00	.00	.00	1,305.77
51200	MCKIBBAN, JACOB D.	2,005.52	88.00	.00	.00	.00	.00	.00	.00	.00	1,410.22
31195	PETERSON, RICK E.	1,834.41	80.00	.00	.00	.00	.00	.00	.00	.00	1,267.98
51190	RATCLIFF, BRETT D.	2,000.00	80.00	.00	.00	.00	.00	.00	.00	.00	1,323.76
51184	WILLIAMS, ZACHARY W.	2,188.80	80.00	.00	.00	.00	.00	.00	.00	.00	1,467.13
51205	YOUNGDALE, COLE C.	1,920.00	80.00	.00	.00	.00	.00	.00	.00	.00	1,348.84
Total STREET DEPARTMENT:											
		9	17,624.24	705.00	.00	76.59	.00	.00	.00	.00	12,273.41
30772	DINGMAN, CHAD M.	2,209.60	80.00	.00	.00	.00	.00	.00	.00	.00	1,639.83

Employee Number	Name	Total Gross Amount	Total Gross Hours	3-00 OT no pen Emp Amt	4-00 OT pension Emp Amt	5-00 DBL OT np Emp Amt	6-00 DBL OT pen Emp Amt	23-00 OTHER pen Emp Amt	24-00 OTHER np Emp Amt	85-00 NET PAY Emp Amt	86-00 DIRECT DEP Emp Amt
30977	JACKSON, JEFFREY S.	2,045.95	82.00	.00	73.95	.00	.00	.00	.00	.00	1,411.86
31179	WEST, JOHN A.	2,190.29	89.00	.00	.00	.00	.00	.00	.00	.00	1,629.94
Total WASTEWATER:											
	3	6,445.84	251.00	.00	73.95	.00	.00	.00	.00	.00	4,681.63
31189	CHAMBERS, TODD A.	2,413.64	82.00	.00	87.24	.00	.00	.00	.00	.00	1,592.13
31191	DANIELSON, TIMOTHY E.	4,072.86	100.00	.00	239.58	.00	.00	.00	.00	.00	2,737.54
31220	FARWELL, GREGORY A.	2,080.00	80.00	.00	.00	.00	.00	.00	.00	.00	1,461.51
31215	KNOWLES, NICHOLAS A.	2,796.58	86.75	.00	314.18	.00	.00	.00	.00	.00	1,858.93
31225	PARKER, LOGAN M.	600.00	50.00	.00	.00	.00	.00	.00	.00	.00	554.10
Total WATER PLANT:											
	5	11,963.08	398.75	.00	641.00	.00	.00	.00	.00	.00	8,204.21
Grand Totals:											
	115	185,203.80	6,880.00	184.68	1,601.59	.00	.00	1,538.00	175.00	1,948.94	126,664.81

RESOLUTION NO. 2021 –

BE IT RESOLVED BY THE CITY COUNCIL OF THE CITY OF WEBSTER CITY,
IOWA:

That we, the City Council of the City of Webster City, Iowa, having examined bills aggregating the sum of \$1,707,370.25 presented herewith, hereby approve said bills, and the City Clerk is hereby authorized to issue warrants in payment of the same.

Passed and adopted this 18th day of October, 2021.

John Hawkins, Mayor

ATTEST:

Karyl K. Bonjour, City Clerk

Invoice	Seq	Type	Description	Invoice Date	Total Cost	Period	GL Account
NORTH IOWA MUNICIPAL ELECTRIC (705)							
080121	2	Adjustmen	PURCHASED POWER - AUGUST 2021	08/10/2021	861,462.85-	02/22	601-23-50-5555-233
Total 080121:					861,462.85-		
Total NORTH IOWA MUNICIPAL ELECTRIC (705):					861,462.85-		
Total 08/10/2021:					861,462.85-		

Note: This was a voided payment of an invoice that was entered twice. The invoice was entered prior to October 5th and does not show on the Invoice Register, therefore this credit is not considered as part of the bills approved for 10-18-2021, and has been added back into the total for approval.

Karyl K. Bonjour, City Clerk

Invoice	Seq	Type	Description	Invoice Date	Total Cost	Period	GL Account
LINCOLN NATL LIFE INSURANCE CO (3031)							
100621	1	Invoice	LIFE INSURANCE PREMIUMS-SEPT/OCT 202	10/06/2021	2,964.81	04/22	902-11215
Total 100621:					2,964.81		
Total LINCOLN NATL LIFE INSURANCE CO (3031):					2,964.81		
MABELLE RASKA ESTATE (7385)							
100621	1	Invoice	REIMBURSE DONATION TO WILSON BREWE	10/06/2021	104,470.00	04/22	534-23-42-5221-299
Total 100621:					104,470.00		
Total MABELLE RASKA ESTATE (7385):					104,470.00		
NELS PEDERSON COMPANY, INC. (1082)							
120.0592 #4	1	Invoice	2020 SEWER REHAB & REPAIR (120.0592) 8/	09/17/2021	16,067.26	04/22	603-23-71-5673-860
Total 120.0592 #4:					16,067.26		
Total NELS PEDERSON COMPANY, INC. (1082):					16,067.26		
Total 10/06/2021:					123,502.07		

Invoice	Seq	Type	Description	Invoice Date	Total Cost	Period	GL Account
ACCU JET SEWER AND DRAIN CLEANING (5369)							
5398	1	Invoice	CLEAN & TELEWISE STORM SEWERS	09/28/2021	4,823.59	04/22	204-23-30-5330-299
Total 5398:					4,823.59		
Total ACCU JET SEWER AND DRAIN CLEANING (5369):					4,823.59		
AHLERS & COONEY, P.C. (22)							
810153	1	Invoice	LEGAL SERVICES	09/28/2021	245.00	04/22	100-24-13-5460-212
810153	2	Invoice	LEGAL SERVICES	09/28/2021	703.74	04/22	601-24-13-5460-212
810153	3	Invoice	LEGAL SERVICES	09/28/2021	153.13	04/22	602-24-13-5460-212
810153	4	Invoice	LEGAL SERVICES	09/28/2021	153.13	04/22	603-24-13-5460-212
Total 810153:					1,255.00		
Total AHLERS & COONEY, P.C. (22):					1,255.00		
ARNOLD MOTOR SUPPLY (68)							
26NV057913	1	Invoice	OIL FOR MOWERS	10/06/2021	31.14	04/22	100-23-42-5371-315
26NV057913	2	Invoice	FILTERS FOR MOWERS	10/06/2021	34.75	04/22	100-23-42-5371-314
Total 26NV057913:					65.89		
Total ARNOLD MOTOR SUPPLY (68):					65.89		
ASTRA SECURITY (6495)							
35630	1	Invoice	ANNUAL LICENSE/ACCESS CONTROL	10/01/2021	125.00	04/22	100-21-21-5110-299
35630	2	Invoice	ANNUAL LICENSE/ACCESS CONTROL	10/01/2021	549.99	04/22	100-24-36-5480-299
35630	3	Invoice	ANNUAL LICENSE/ACCESS CONTROL	10/01/2021	481.25	04/22	601-23-36-5480-299
35630	4	Invoice	ANNUAL LICENSE/ACCESS CONTROL	10/01/2021	171.88	04/22	602-23-36-5480-299
35630	5	Invoice	ANNUAL LICENSE/ACCESS CONTROL	10/01/2021	171.88	04/22	603-23-36-5480-299
Total 35630:					1,500.00		
Total ASTRA SECURITY (6495):					1,500.00		
AW.some MOWING (7289)							
093021	1	Invoice	WATERING SSMID FLOWERPOTS	09/30/2021	1,575.00	04/22	260-23-36-5393-299
Total 093021:					1,575.00		
Total AW.some MOWING (7289):					1,575.00		
BAIR, PAIGE (7389)							
511753112	1	Invoice	CUSTOMER DEPOSIT REFUND	10/04/2021	125.64	04/22	601-21011
Total 511753112:					125.64		
Total BAIR, PAIGE (7389):					125.64		
BLACK HILLS ENERGY (3466)							
0976116930	1	Invoice	GAS UTILITY/LINE DEPT	10/08/2021	11.67	04/22	601-23-52-5586-234
0976116930	2	Invoice	GAS UTILITY/LINE DEPT	10/08/2021	11.67	04/22	601-23-52-5586-234
0976116930	3	Invoice	GAS UTILITY/LINE DEPT	10/08/2021	11.66	04/22	601-23-51-5586-234
Total 0976116930 10/08/21:					35.00		
5978424719	1	Invoice	GAS UTILITY/WATER PLANT SHED	10/08/2021	42.29	04/22	602-23-61-5642-234

Invoice	Seq	Type	Description	Invoice Date	Total Cost	Period	GL Account
Total 5978424719 10/08/21:					42.29		
6506969580	1	Invoice	GAS UTILITY/WATER PLANT	10/08/2021	35.91	04/22	602-23-61-5642-234
Total 6506969580 10/08/21:					35.91		
Total BLACK HILLS ENERGY (3466):					113.20		
BOCKHAUS, TONY (7390)							
1517100103	1	Invoice	CUSTOMER DEPOSIT REFUND	09/30/2021	38.57	04/22	601-21011
Total 1517100103:					38.57		
Total BOCKHAUS, TONY (7390):					38.57		
BOLTON & MENK INC. (106)							
0276935	1	Invoice	ENG - WASTEWATER DESIGN-FACILITY IMP	09/30/2021	3,154.00	04/22	603-23-70-5652-860
Total 0276935:					3,154.00		
Total BOLTON & MENK INC. (106):					3,154.00		
BOMGAARS (5165)							
62772870	1	Invoice	SPRAY PAINT & WD-40	09/22/2021	29.46	04/22	603-23-70-5642-318
Total 62772870:					29.46		
62773597	1	Invoice	RATCHET STRAP	09/24/2021	26.99	04/22	601-23-52-5588-318
Total 62773597:					26.99		
62774535	1	Invoice	CYLINDER PIN	09/27/2021	13.99	04/22	204-23-30-5310-314
Total 62774535:					13.99		
62774546	1	Invoice	POST LEVEL	09/27/2021	7.99	04/22	100-21-30-5120-318
Total 62774546:					7.99		
62774580	1	Invoice	TRIMMER LINE & TELESCOPING LOPPER	09/27/2021	45.48	04/22	603-23-70-5642-318
Total 62774580:					45.48		
62774907	1	Invoice	JET MATERIALS	09/28/2021	51.97	04/22	601-23-51-5566-318
Total 62774907:					51.97		
62775224	1	Invoice	FOAM TAPE, SILICONE SEALANT & FASTEN	09/29/2021	39.42	04/22	603-23-70-5642-318
Total 62775224:					39.42		
62775299	1	Invoice	BOLTS, TOGGLE SWITCH, BOX & COVER	09/29/2021	6.85	04/22	603-23-70-5642-318
Total 62775299:					6.85		
62775352	1	Invoice	BOLTS & CONNECTORS	09/29/2021	3.26	04/22	603-23-70-5642-318

Invoice	Seq	Type	Description	Invoice Date	Total Cost	Period	GL Account
Total 62775352:					3.26		
62775360	1	Invoice	PAINT SUPPLIES	09/29/2021	26.43	04/22	603-23-70-5642-318
Total 62775360:					26.43		
62776992	1	Invoice	CARTON TAPE & WINDEX	10/04/2021	13.97	04/22	603-23-70-5642-318
Total 62776992:					13.97		
62776995	1	Invoice	MAILBOX - 509 ELMHURST (SAN SEWER WO	10/04/2021	24.99	04/22	603-23-71-5662-318
Total 62776995:					24.99		
62777003	1	Invoice	BULK BOLTS (STANHOPE SPEED SIGNS)	10/04/2021	8.76	04/22	601-23-52-5588-318
Total 62777003:					8.76		
62777523	1	Invoice	SOCKET ADAPTERS	10/05/2021	18.96	04/22	601-23-52-5588-311
Total 62777523:					18.96		
62777793	1	Invoice	HEAT SHRINK TUBING - CORNBELT JET	10/06/2021	8.76	04/22	601-23-51-5566-318
Total 62777793:					8.76		
62777844	1	Invoice	SPECIAL ORDER	10/06/2021	3.79	04/22	100-22-42-5210-318
Total 62777844:					3.79		
62777982	1	Invoice	SPECIAL ORDER RETURN	10/07/2021	3.79-	04/22	100-22-42-5210-318
Total 62777982:					3.79-		
62778393	1	Invoice	TARPS FOR DRILL	10/08/2021	33.96	04/22	100-21-22-5140-318
Total 62778393:					33.96		
Total BOMGAARS (5165):					361.24		
BROWN SUPPLY COMPANY, INC. (122)							
114315	1	Invoice	WATER DIST MATERIALS	09/21/2021	848.55	04/22	602-23-62-5662-318
Total 114315:					848.55		
114562	1	Invoice	4" HYMAX & DI PIPE	09/28/2021	1,092.00	04/22	602-23-62-5662-318
Total 114562:					1,092.00		
114576	1	Invoice	5' BURY & SUPPLIES	09/29/2021	2,988.00	04/22	602-23-62-5662-318
Total 114576:					2,988.00		
Total BROWN SUPPLY COMPANY, INC. (122):					4,928.55		
CAPITAL SANITARY SUPPLY (6096)							
C331461A	1	Invoice	LITTLE RED LINER	09/22/2021	19.59	04/22	204-23-30-5310-318

Invoice	Seq	Type	Description	Invoice Date	Total Cost	Period	GL Account
Total C331461A:					19.59		
C334127	1	Invoice	FH CLEANING SUPPLIES (MOP BUCKET)	09/29/2021	148.38	04/22	100-22-42-5233-318
Total C334127:					148.38		
C335434	1	Invoice	COPY PAPER	09/29/2021	7.65	04/22	100-21-22-5140-316
C335434	2	Invoice	COPY PAPER	09/29/2021	7.65	04/22	204-23-30-5310-316
C335434	3	Invoice	COPY PAPER	09/29/2021	7.65	04/22	603-23-70-5921-316
C335434	4	Invoice	COPY PAPER	09/29/2021	7.65	04/22	100-23-42-5371-316
C335434	5	Invoice	COPY PAPER	09/29/2021	7.65	04/22	602-23-61-5921-316
C335434	6	Invoice	COPY PAPER	09/29/2021	7.65	04/22	100-21-18-5190-316
C335434	7	Invoice	COPY PAPER	09/29/2021	7.65	04/22	100-23-43-5361-316
C335434	8	Invoice	COPY PAPER	09/29/2021	7.65	04/22	601-24-16-5921-316
C335434	9	Invoice	COPY PAPER	09/29/2021	7.65	04/22	100-22-42-5233-316
C335434	10	Invoice	COPY PAPER	09/29/2021	7.65	04/22	601-23-52-5921-316
C335434	11	Invoice	COPY PAPER	09/29/2021	7.65	04/22	100-21-21-5110-316
C335434	12	Invoice	COPY PAPER	09/29/2021	7.65	04/22	100-24-18-5470-316
C335434	13	Invoice	COPY PAPER	09/29/2021	7.89	04/22	100-24-12-5430-316
C335434	14	Invoice	COPY PAPER	09/29/2021	14.35	04/22	602-23-81-5921-316
C335434	15	Invoice	COPY PAPER	09/29/2021	3.69	04/22	603-23-81-5921-316
C335434	16	Invoice	COPY PAPER	09/29/2021	24.76	04/22	601-23-81-5921-316
C335434	17	Invoice	COPY PAPER	09/29/2021	4.34	04/22	100-24-14-5435-316
C335434	18	Invoice	COPY PAPER	09/29/2021	9.08	04/22	602-23-80-5921-316
C335434	19	Invoice	COPY PAPER	09/29/2021	3.05	04/22	603-23-80-5921-316
C335434	20	Invoice	COPY PAPER	09/29/2021	23.15	04/22	601-23-80-5921-316
C335434	21	Invoice	COPY PAPER	09/29/2021	2.26	04/22	100-24-30-5380-316
C335434	22	Invoice	COPY PAPER	09/29/2021	2.26	04/22	601-24-30-5380-316
C335434	23	Invoice	COPY PAPER	09/29/2021	2.26	04/22	602-24-30-5380-316
C335434	24	Invoice	COPY PAPER	09/29/2021	2.26	04/22	603-24-30-5380-316
C335434	25	Invoice	CUSTODIAL SUPPLIES	09/29/2021	111.69	04/22	601-23-36-5480-318
C335434	26	Invoice	CUSTODIAL SUPPLIES	09/29/2021	89.35	04/22	602-23-36-5480-318
C335434	27	Invoice	CUSTODIAL SUPPLIES	09/29/2021	89.34	04/22	603-23-36-5480-318
C335434	28	Invoice	CUSTODIAL SUPPLIES	09/29/2021	156.36	04/22	100-24-36-5480-318
Total C335434:					637.89		
Total CAPITAL SANITARY SUPPLY (6096):					805.86		
CARD SERVICES (140)							
0000 10/01/2	1	Invoice	TRIP EXP/PICK UP BACKYARD DIGGER/DER	10/01/2021	241.57	04/22	601-23-52-5926-232
0000 10/01/2	2	Invoice	FACE MASKS/COVID RAPID TESTS	10/01/2021	123.54	04/22	100-24-36-5480-319
0000 10/01/2	3	Invoice	FACE MASKS/COVID RAPID TESTS	10/01/2021	88.25	04/22	601-23-36-5480-319
0000 10/01/2	4	Invoice	FACE MASKS/COVID RAPID TESTS	10/01/2021	70.60	04/22	602-23-36-5480-319
0000 10/01/2	5	Invoice	FACE MASKS/COVID RAPID TESTS	10/01/2021	70.60	04/22	603-23-36-5480-319
0000 10/01/2	6	Invoice	FUELCLLOUD SUBSCRIPTION	10/01/2021	.04	04/22	100-24-30-5380-315
0000 10/01/2	7	Invoice	FUELCLLOUD SUBSCRIPTION	10/01/2021	.04	04/22	601-24-30-5380-315
0000 10/01/2	8	Invoice	FUELCLLOUD SUBSCRIPTION	10/01/2021	.04	04/22	602-24-30-5380-315
0000 10/01/2	9	Invoice	FUELCLLOUD SUBSCRIPTION	10/01/2021	.04	04/22	603-24-30-5380-315
0000 10/01/2	10	Invoice	FUELCLLOUD SUBSCRIPTION	10/01/2021	.36	04/22	100-21-18-5190-315
0000 10/01/2	11	Invoice	FUELCLLOUD SUBSCRIPTION	10/01/2021	1.90	04/22	100-21-22-5140-315
0000 10/01/2	12	Invoice	FUELCLLOUD SUBSCRIPTION	10/01/2021	10.96	04/22	100-24-14-5435-315
0000 10/01/2	13	Invoice	FUELCLLOUD SUBSCRIPTION	10/01/2021	10.01	04/22	601-23-52-5935-315
0000 10/01/2	14	Invoice	FUELCLLOUD SUBSCRIPTION	10/01/2021	1.20	04/22	601-23-80-5935-315
0000 10/01/2	15	Invoice	FUELCLLOUD SUBSCRIPTION	10/01/2021	1.20	04/22	602-23-80-5935-315
0000 10/01/2	16	Invoice	FUELCLLOUD SUBSCRIPTION	10/01/2021	22.36	04/22	100-21-21-5110-315
0000 10/01/2	17	Invoice	FUELCLLOUD SUBSCRIPTION	10/01/2021	6.93	04/22	100-22-42-5210-315

Invoice	Seq	Type	Description	Invoice Date	Total Cost	Period	GL Account
0000 10/01/2	18	Invoice	FUEL CLOUD SUBSCRIPTION	10/01/2021	6.93	04/22	100-23-42-5371-315
0000 10/01/2	19	Invoice	FUEL CLOUD SUBSCRIPTION	10/01/2021	.63	04/22	100-22-42-5233-315
0000 10/01/2	20	Invoice	FUEL CLOUD SUBSCRIPTION	10/01/2021	16.90	04/22	204-23-30-5310-315
0000 10/01/2	21	Invoice	FUEL CLOUD SUBSCRIPTION	10/01/2021	1.71	04/22	603-23-70-5935-315
0000 10/01/2	22	Invoice	FUEL CLOUD SUBSCRIPTION	10/01/2021	3.74	04/22	602-23-61-5935-315
0000 10/01/2	23	Invoice	FAN & PARTS TO INSTALL/VWTP	10/01/2021	1,783.63	04/22	603-23-70-5642-318
Total 0000 10/01/2021:					2,463.18		
0001 10/01/2	1	Invoice	CHROME CENTER HUBCAPS/PICKUP-PD	10/01/2021	31.30	04/22	100-21-21-5110-314
0001 10/01/2	2	Invoice	GUN ACCESSORIES	10/01/2021	124.35	04/22	100-21-21-5110-318
0001 10/01/2	3	Invoice	FILTER FOR AIR PURIFIER	10/01/2021	64.19	04/22	100-21-21-5180-318
Total 0001 10/01/21:					219.84		
0002 10/01/2	1	Invoice	FLAG FOOTBALL JERSEYS	10/01/2021	1,350.00	04/22	100-22-42-5222-318
0002 10/01/2	2	Invoice	LIFEJACKET	10/01/2021	57.64	04/22	100-22-42-5233-318
Total 0002 10/01/21:					1,407.64		
0003 10/01/2	1	Invoice	TEAM VIEWER RENEWALS	10/01/2021	94.05	04/22	100-24-16-5420-215
0003 10/01/2	2	Invoice	TEAM VIEWER RENEWALS	10/01/2021	344.85	04/22	601-24-16-5930-215
0003 10/01/2	3	Invoice	TEAM VIEWER RENEWALS	10/01/2021	94.05	04/22	602-24-16-5930-215
0003 10/01/2	4	Invoice	TEAM VIEWER RENEWALS	10/01/2021	94.05	04/22	603-24-16-5930-215
Total 0003 10/01/2021:					627.00		
0004 10/01/2	1	Invoice	ABOVE GROUND STORAGE TANK RENEWAL	10/01/2021	41.20	04/22	205-23-45-5372-232
0004 10/01/2	2	Invoice	ABOVE GROUND STORAGE TANK RENEWAL	10/01/2021	20.60	04/22	204-23-30-5310-210
0004 10/01/2	3	Invoice	PWX HOTEL/MISC EXPENSES	10/01/2021	867.24	04/22	204-23-30-5310-232
0004 10/01/2	4	Invoice	PWX HOTEL/MISC EXPENSES	10/01/2021	263.94	04/22	602-23-62-5926-232
0004 10/01/2	5	Invoice	PWX HOTEL/MISC EXPENSES	10/01/2021	125.69	04/22	603-23-71-5926-232
0004 10/01/2	6	Invoice	APWA CONF/IOWA LEAGUE CONF EXPENSE	10/01/2021	257.90	04/22	100-24-12-5430-232
0004 10/01/2	7	Invoice	APWA CONF/IOWA LEAGUE CONF EXPENSE	10/01/2021	709.24	04/22	601-23-81-5926-232
0004 10/01/2	8	Invoice	APWA CONF/IOWA LEAGUE CONF EXPENSE	10/01/2021	161.19	04/22	602-23-81-5926-232
0004 10/01/2	9	Invoice	APWA CONF/IOWA LEAGUE CONF EXPENSE	10/01/2021	161.19	04/22	603-23-81-5926-232
0004 10/01/2	10	Invoice	UTILITY LAW BOOK	10/01/2021	28.00	04/22	100-24-12-5430-316
0004 10/01/2	11	Invoice	UTILITY LAW BOOK	10/01/2021	77.00	04/22	601-23-81-5921-316
0004 10/01/2	12	Invoice	UTILITY LAW BOOK	10/01/2021	17.50	04/22	602-23-81-5921-316
0004 10/01/2	13	Invoice	UTILITY LAW BOOK	10/01/2021	17.50	04/22	603-23-81-5921-316
0004 10/01/2	14	Invoice	APWA CONF REGISTRATION/BISHOP	10/01/2021	41.00	04/22	100-24-12-5430-231
0004 10/01/2	15	Invoice	APWA CONF REGISTRATION/BISHOP	10/01/2021	112.75	04/22	601-23-81-5926-231
0004 10/01/2	16	Invoice	APWA CONF REGISTRATION/BISHOP	10/01/2021	25.63	04/22	602-23-81-5926-231
0004 10/01/2	17	Invoice	APWA CONF REGISTRATION/BISHOP	10/01/2021	25.62	04/22	603-23-81-5926-231
0004 10/01/2	18	Invoice	COUNCIL ROOM MEDIA SUPPLIES	10/01/2021	93.53	04/22	100-22-12-5370-318
0004 10/01/2	19	Invoice	CREDIT - AMAZON RETURN	10/01/2021	695.28	04/22	100-22-12-5370-318
Total 0004 10/01/2021:					2,351.44		
0005 10/01/2	1	Invoice	PLANNER REFILL	10/01/2021	42.19	04/22	100-24-18-5470-318
0005 10/01/2	2	Invoice	POSTAGE EXPENSE	10/01/2021	15.50	04/22	100-24-18-5470-221
Total 0005 10/01/2021:					57.69		
0189 10/01/2	1	Invoice	WEBINAR/LESHER	10/01/2021	25.00	04/22	100-22-42-5210-231
Total 0189 10/01/2021:					25.00		

Invoice	Seq	Type	Description	Invoice Date	Total Cost	Period	GL Account
0221 10/01/2	1	Invoice	EXTRICATION GLOVES	10/01/2021	52.50	04/22	100-21-22-5140-311
0221 10/01/2	2	Invoice	HAZMAT ABSORBENT	10/01/2021	42.73	04/22	100-21-22-5140-318
Total 0221 10/01/2021:					95.23		
0239 10/01/2	1	Invoice	PWX HOTEL/MEAL EXPENSE	10/01/2021	1,775.26	04/22	204-23-30-5310-232
0239 10/01/2	2	Invoice	PWX HOTEL/MEAL EXPENSE	10/01/2021	540.30	04/22	602-23-62-5926-232
0239 10/01/2	3	Invoice	PWX HOTEL/MEAL EXPENSE	10/01/2021	257.28	04/22	603-23-71-5926-232
Total 0239 10/01/2021:					2,572.84		
0254 10/01/2	1	Invoice	VEHICLE EXPENSE	10/01/2021	485.55	04/22	100-21-21-5110-314
0254 10/01/2	2	Invoice	MISC EXPENSES	10/01/2021	246.54	04/22	100-21-21-5110-318
0254 10/01/2	3	Invoice	UNIFORM EXPENSES	10/01/2021	192.76	04/22	100-21-21-5110-312
Total 0254 10/01/2021:					924.85		
Total CARD SERVICES (140):					10,744.71		
CENTRAL IOWA BLDG SUPPLY (1298)							
10092138	1	Invoice	1" CORN CLAMPS & BEAM CLAMPS (CORNB	09/22/2021	16.32	04/22	601-23-51-5566-318
Total 10092138:					16.32		
Total CENTRAL IOWA BLDG SUPPLY (1298):					16.32		
CENTRAL IOWA FARM STORE (7129)							
R1880M	1	Invoice	PARTS FOR BATWING MOWER	10/04/2021	91.84	04/22	100-22-42-5210-314
Total R1880M:					91.84		
Total CENTRAL IOWA FARM STORE (7129):					91.84		
CENTRAL SALT, LLC (4170)							
PSI19-39881	1	Invoice	DE-ICING SALT	09/20/2021	2,086.91	04/22	204-23-30-5320-318
Total PSI19-39881:					2,086.91		
PSI19-39882	1	Invoice	DE-ICING SALT	09/20/2021	2,028.48	04/22	204-23-30-5320-318
Total PSI19-39882:					2,028.48		
PSI19-39942	1	Invoice	DE-ICING SALT	09/22/2021	2,005.58	04/22	204-23-30-5320-318
Total PSI19-39942:					2,005.58		
Total CENTRAL SALT, LLC (4170):					6,120.97		
CENTURY LINK (4614)							
E65-4065 10/	1	Invoice	ALARM CIRCUIT LINE	10/01/2021	148.00	04/22	100-21-22-5140-230
Total E65-4065 10/01/21:					148.00		
Total CENTURY LINK (4614):					148.00		
CHIZEK LAW OFFICE (5715)							
100121	1	Invoice	OBTAIN RECORDS FOR SENECA ST PROPE	10/01/2021	15.00	04/22	601-23-36-5393-212
100121	2	Invoice	OBTAIN RECORDS FOR SENECA ST PROPE	10/01/2021	15.00	04/22	100-23-36-5393-212

Invoice	Seq	Type	Description	Invoice Date	Total Cost	Period	GL Account
100121	3	Invoice	CERTIFIED MAIL/TERMINATE FARM LEASE	10/01/2021	.63	04/22	100-24-14-5435-221
100121	4	Invoice	CERTIFIED MAIL/TERMINATE FARM LEASE	10/01/2021	4.52	04/22	601-23-80-5921-221
100121	5	Invoice	CERTIFIED MAIL/TERMINATE FARM LEASE	10/01/2021	1.39	04/22	602-23-80-5921-221
100121	6	Invoice	CERTIFIED MAIL/TERMINATE FARM LEASE	10/01/2021	.42	04/22	603-23-80-5921-221
Total 100121:					36.96		
Total CHIZEK LAW OFFICE (5715):					36.96		
CI CONCRETE INC. (6909)							
197118	1	Invoice	5 YDS - STORM UPDATES APPLE AVE	09/02/2021	667.35	04/22	204-23-30-5330-318
Total 197118:					667.35		
197835	1	Invoice	MANHOLE INTAKE UPDATE (OAK & 2nd)	09/30/2021	275.21	04/22	204-23-30-5310-318
Total 197835:					275.21		
197954	1	Invoice	CONCRETE - STORM SEWER DIVISION & WI	10/04/2021	408.68	04/22	204-23-30-5330-318
Total 197954:					408.68		
197997	1	Invoice	1 CYD SANITARY SEWER - BICENTENNIAL &	10/05/2021	208.47	04/22	603-23-71-5662-318
Total 197997:					208.47		
198076	1	Invoice	5.75 CYD STORM SEWER INTAKE @ DIVISIO	10/07/2021	767.45	04/22	204-23-30-5330-318
Total 198076:					767.45		
Total CI CONCRETE INC. (6909):					2,327.16		
COUNSEL OFFICE & DOCUMENT (3995)							
23AR792625	1	Invoice	LEASE AGREEMENT & COPY CHARGE-STRE	10/04/2021	36.71	04/22	204-23-30-5310-225
Total 23AR792625:					36.71		
Total COUNSEL OFFICE & DOCUMENT (3995):					36.71		
CTS LANGUAGE LINK (6323)							
197540	1	Invoice	TELE LANGUAGE TRANSLATION/PD	10/01/2021	33.69	04/22	100-21-21-5110-225
197540	2	Invoice	TELE LANGUAGE TRANSLATION/UTILITIES	10/01/2021	16.99	04/22	601-23-80-5930-299
Total 197540:					50.68		
Total CTS LANGUAGE LINK (6323):					50.68		
DAILY FREEMAN JOURNAL, INC. (211)							
7398	1	Invoice	CM 09/20/2021	09/28/2021	252.00	04/22	100-24-14-5435-210
Total 7398:					252.00		
D03700 09/3	1	Invoice	RECYCLING ADV	09/30/2021	151.04	04/22	100-23-30-5340-235
D03700 09/3	2	Invoice	MY HOMETOWN - SEPTEMBER 2021	09/30/2021	99.00	04/22	100-24-12-5430-223
D03700 09/3	3	Invoice	MY HOMETOWN - SEPTEMBER 2021	09/30/2021	272.25	04/22	601-23-81-5921-223
D03700 09/3	4	Invoice	MY HOMETOWN - SEPTEMBER 2021	09/30/2021	61.87	04/22	602-23-81-5921-223
D03700 09/3	5	Invoice	MY HOMETOWN - SEPTEMBER 2021	09/30/2021	61.88	04/22	603-23-81-5921-223

Invoice	Seq	Type	Description	Invoice Date	Total Cost	Period	GL Account
Total D03700 09/30/21:					646.04		
Total DAILY FREEMAN JOURNAL, INC. (211):					898.04		
DESIGNER GRAPHIX PLUS, INC (1214)							
2021-6155	1	Invoice	CITY LOGOS ON T-SHIRTS *ST DEPT"	10/05/2021	16.56	04/22	204-23-30-5310-312
2021-6155	2	Invoice	CITY LOGOS ON T-SHIRTS *ST DEPT"	10/05/2021	5.04	04/22	602-23-62-5662-312
2021-6155	3	Invoice	CITY LOGOS ON T-SHIRTS *ST DEPT"	10/05/2021	2.40	04/22	603-23-71-5662-312
Total 2021-6155:					24.00		
Total DESIGNER GRAPHIX PLUS, INC (1214):					24.00		
DOOLITTLE OIL COMPANY, INC. (243)							
50394	1	Invoice	EMPTY 55 GAL DRUM (CORNBELT JET)	09/28/2021	30.00	04/22	601-23-51-5566-318
Total 50394:					30.00		
Total DOOLITTLE OIL COMPANY, INC. (243):					30.00		
DR. JAMES W. KUMM (6919)							
100821	1	Invoice	3RD QTR DRUG TESTING	10/08/2021	25.00	04/22	100-23-42-5371-212
100821	2	Invoice	3RD QTR DRUG TESTING	10/08/2021	107.00	04/22	204-23-30-5310-212
100821	3	Invoice	3RD QTR DRUG TESTING	10/08/2021	25.00	04/22	601-23-52-5923-212
100821	4	Invoice	3RD QTR DRUG TESTING	10/08/2021	25.00	04/22	603-23-70-5923-212
Total 100821:					182.00		
Total DR. JAMES W. KUMM (6919):					182.00		
DYVIG, JORY (3161)							
072521	1	Invoice	ENERGY EFFICIENCY REBATE	07/25/2021	75.00	04/22	601-23-36-5930-979
072521	2	Invoice	ENERGY EFFICIENCY REBATE	07/25/2021	31.23	04/22	601-23-36-5930-979
072521	3	Invoice	CB LED LIGHTING REBATE	07/25/2021	31.20	04/22	601-23-53-5930-979
072521	4	Invoice	CB EE RESIDENTIAL REBATE	07/25/2021	50.00	04/22	601-23-53-5930-979
Total 072521:					187.43		
Total DYVIG, JORY (3161):					187.43		
EAGLE CORP APARTMENTS (7392)							
1517900103	1	Invoice	CUSTOMER DEPOSIT REFUND	09/30/2021	46.30	04/22	601-21011
Total 1517900103:					46.30		
Total EAGLE CORP APARTMENTS (7392):					46.30		
ELECTRIC WHOLESALE CO (6967)							
581583	1	Invoice	6= 90W LED LIGHTS (INDOOR POOL)	10/05/2021	1,056.00	04/22	100-22-42-5233-310
Total 581583:					1,056.00		
Total ELECTRIC WHOLESALE CO (6967):					1,056.00		
ELECTRONIC ENGINEERING-D M (260)							
552003484-1	1	Invoice	TORNADO SIREN/SOUTH STREET	09/30/2021	10,645.00	04/22	100-41-22-5140-515

Invoice	Seq	Type	Description	Invoice Date	Total Cost	Period	GL Account
Total 552003484-1:					10,645.00		
Total ELECTRONIC ENGINEERING-D M (260):					10,645.00		
EMPLOYEE BENEFIT SYSTEMS (4707)							
101221	1	Invoice	HEALTH INSURANCE - NOV 2021	10/12/2021	9,005.05	04/22	902-11100
101221	2	Invoice	HEALTH INSURANCE - NOV 2021	10/12/2021	103,522.24	04/22	902-11215
Total 101221:					112,527.29		
Total EMPLOYEE BENEFIT SYSTEMS (4707):					112,527.29		
FEICKERT, DAKOTA (7388)							
1118080907	1	Invoice	CUSTOMER DEPOSIT REFUND	10/12/2021	158.37	04/22	601-21011
Total 1118080907:					158.37		
Total FEICKERT, DAKOTA (7388):					158.37		
FRANK DUNN CO. (7386)							
9/29/21	1	Invoice	1 PALLET OF BAGGED COLD MIX	09/29/2021	588.00	04/22	204-23-30-5310-318
Total 9/29/21:					588.00		
Total FRANK DUNN CO. (7386):					588.00		
GERBER AUTO ELECTRIC (342)							
132366	1	Invoice	ALIGNMENT - METER TK#9	09/29/2021	42.38	04/22	601-23-80-5935-227
132366	2	Invoice	ALIGNMENT - METER TK#9	09/29/2021	42.37	04/22	602-23-80-5935-227
Total 132366:					84.75		
Total GERBER AUTO ELECTRIC (342):					84.75		
GM CONTRACTING, INC. (6644)							
PAYMT #1	1	Invoice	CONST - EDGEWOOD WATER MAIN LOOP P	10/08/2021	356,611.78	04/22	602-23-62-5673-870
Total PAYMT #1:					356,611.78		
Total GM CONTRACTING, INC. (6644):					356,611.78		
HABHAB CONSTRUCTION, INC. (361)							
4511	1	Invoice	W TWIN PARK - SHELTER/PLUMBING	09/30/2021	41,734.00	04/22	100-22-42-5210-880
Total 4511:					41,734.00		
Total HABHAB CONSTRUCTION, INC. (361):					41,734.00		
HAMILTON COUNTY ABSTRACTING (367)							
964134	1	Invoice	ABSTRACT #964134 / SENECA ST PROPERT	09/30/2021	125.00	04/22	100-23-36-5393-212
964134	2	Invoice	ABSTRACT #964134 / SENECA ST PROPERT	09/30/2021	125.00	04/22	601-23-36-5393-212
Total 964134:					250.00		
Total HAMILTON COUNTY ABSTRACTING (367):					250.00		

Invoice	Seq	Type	Description	Invoice Date	Total Cost	Period	GL Account
HAMILTON COUNTY SOLID WASTE (375)							
10/01/2021	1	Invoice	4TH QTR 2021 ASSESSMENT	10/01/2021	9,078.75	04/22	100-23-30-5340-236
Total 10/01/2021:					9,078.75		
Total HAMILTON COUNTY SOLID WASTE (375):					9,078.75		
HAWKINS, INC. (3668)							
6023898	1	Invoice	Chlorine	09/16/2021	1,847.10	04/22	602-23-61-5641-318
Total 6023898:					1,847.10		
6025882	1	Invoice	SODIUM BISULFITE	09/21/2021	1,095.78	04/22	603-23-70-5641-318
Total 6025882:					1,095.78		
Total HAWKINS, INC. (3668):					2,942.88		
IOWA ASSN OF MUNICIPAL UTILITY (451)							
24350	1	Invoice	APPA SAFETY MANUALS 8/7/21	09/28/2021	305.20	04/22	601-23-52-5926-231
Total 24350:					305.20		
24387	1	Invoice	POLE SAFETY - 8/HR CLASS	09/30/2021	1,563.17	04/22	601-23-52-5926-231
Total 24387:					1,563.17		
24388	1	Invoice	FIRE EXTINGUISHER SAFETY - TRAINING 4-	09/30/2021	1,179.17	04/22	601-23-52-5926-231
Total 24388:					1,179.17		
Total IOWA ASSN OF MUNICIPAL UTILITY (451):					3,047.54		
IOWA DEPT OF NATURAL RESOURCES (466)							
3849 - 2022	1	Invoice	ANNUAL WATER USE FEE FY22 - PERMIT #3	10/01/2021	95.00	04/22	602-23-61-5930-215
Total 3849 - 2022:					95.00		
5920 - 2022	1	Invoice	ANNUAL WATER USE FEE FY22 - PERMIT #5	10/01/2021	95.00	04/22	602-23-61-5930-215
Total 5920 - 2022:					95.00		
Total IOWA DEPT OF NATURAL RESOURCES (466):					190.00		
IOWA ONE CALL (485)							
234916	1	Invoice	ONE CALL SERVICES - AUG 2021	09/28/2021	76.97	04/22	601-23-52-5930-299
234916	2	Invoice	ONE CALL SERVICES - AUG 2021	09/28/2021	40.06	04/22	602-23-62-5662-299
234916	3	Invoice	ONE CALL SERVICES - AUG 2021	09/28/2021	40.07	04/22	603-23-71-5662-299
Total 234916:					157.10		
Total IOWA ONE CALL (485):					157.10		
IOWA PRISON INDUSTRIES (489)							
030261	1	Invoice	PARKING & ARROW SIGNS	09/23/2021	92.95	04/22	100-21-30-5120-318
Total 030261:					92.95		

Invoice	Seq	Type	Description	Invoice Date	Total Cost	Period	GL Account
958261	1	Invoice	WAYFINDING SIGNS	03/17/2021	3,450.56	04/22	601-23-36-5930-299
Total 958261:					3,450.56		
958262	1	Invoice	WAYFINDING SIGNS	03/17/2021	1,305.00	04/22	601-23-36-5930-299
Total 958262:					1,305.00		
Total IOWA PRISON INDUSTRIES (489):					4,848.51		
JACKSON, JEFF (514)							
100621	1	Invoice	MILEAGE EXP/FALL WATER CONF	10/06/2021	201.60	04/22	603-23-70-5926-232
Total 100621:					201.60		
100721	1	Invoice	MILEAGE EXP/SIOUX CENTER TOUR	10/07/2021	190.40	04/22	603-23-70-5926-232
Total 100721:					190.40		
Total JACKSON, JEFF (514):					392.00		
KARL CHEVROLET BUICK GMC (7306)							
25372	1	Invoice	WASHER FLUID CAP	10/11/2021	8.38	04/22	100-21-21-5110-314
Total 25372:					8.38		
Total KARL CHEVROLET BUICK GMC (7306):					8.38		
KERRICK, SHAWN (5176)							
100421	1	Invoice	ENERGY EFFICIENCY REBATE	10/04/2021	75.00	04/22	601-23-36-5930-979
100421	2	Invoice	CB EE RESIDENTIAL REBATE	10/04/2021	25.00	04/22	601-23-53-5930-979
Total 100421:					100.00		
Total KERRICK, SHAWN (5176):					100.00		
KQWC RADIO STATION (553)							
21090076	1	Invoice	RECYCLING ADS	09/30/2021	153.00	04/22	100-23-30-5340-235
Total 21090076:					153.00		
Total KQWC RADIO STATION (553):					153.00		
LAMPERT'S (564)							
1024033	1	Invoice	2X4X8 BOARDS - STORM SEWER INTAKE M	09/28/2021	54.90	04/22	204-23-30-5330-318
Total 1024033:					54.90		
Total LAMPERT'S (564):					54.90		
MAINSTAY SYSTEMS, INC. (598)							
210340	1	Invoice	IA SYS PC MAINT AGREEMENT -OCT/NOV/D	10/01/2021	237.00	04/22	100-21-21-5180-299
Total 210340:					237.00		
Total MAINSTAY SYSTEMS, INC. (598):					237.00		

Invoice	Seq	Type	Description	Invoice Date	Total Cost	Period	GL Account
MARTIN MARIETTA MATERIALS (601)							
33323347	1	Invoice	ROCK FOR SETTING POLES	09/23/2021	217.29	04/22	601-23-52-5588-318
Total 33323347:					217.29		
Total MARTIN MARIETTA MATERIALS (601):					217.29		
MECHANICAL COMFORT, INC. (618)							
43150	1	Invoice	LAB MAU - UNIT ALARMING WASTEWATER	09/30/2021	543.26	04/22	603-23-70-5653-299
Total 43150:					543.26		
Total MECHANICAL COMFORT, INC. (618):					543.26		
MENARDS (622)							
56531	1	Invoice	LED COB LIGHTS FOR SHOP	09/30/2021	89.97	04/22	204-23-30-5310-310
56531	2	Invoice	SPRAY PAINT - TAPE - CHALK	09/30/2021	46.71	04/22	204-23-30-5310-318
56531	3	Invoice	SPRAY PAINT - TAPE - CHALK	09/30/2021	14.22	04/22	602-23-62-5682-318
56531	4	Invoice	SPRAY PAINT - TAPE - CHALK	09/30/2021	6.77	04/22	603-23-71-5662-318
56531	5	Invoice	REBATE 62695-28840	09/30/2021	32.29	04/22	100-22-42-5210-880
56531	6	Invoice	REBATE 62695-28840	09/30/2021	36.14	04/22	100-22-42-5210-318
56531	7	Invoice	REBATE 62680-07783	09/30/2021	19.45	04/22	100-22-42-5210-318
56531	8	Invoice	REBATE 62680-07783	09/30/2021	4.37	04/22	204-23-30-5310-318
Total 56531:					65.42		
Total MENARDS (622):					65.42		
MIDAMERICAN ENERGY (629)							
517588191	1	Invoice	BOOSTER STATION ELECTRICITY	09/29/2021	240.62	04/22	602-23-62-5662-237
Total 517588191:					240.62		
Total MIDAMERICAN ENERGY (629):					240.62		
MIDLAND GIS SOLUTIONS, LLC (6658)							
13291	1	Invoice	GIS - ADDED STORM DATA FROM ENGINEE	10/11/2021	280.00	04/22	204-23-30-5330-299
Total 13291:					280.00		
Total MIDLAND GIS SOLUTIONS, LLC (6658):					280.00		
MIDWEST BREATHING AIR L.L.C. (640)							
25325	1	Invoice	QUARTERLY AIR TEST	10/06/2021	95.00	04/22	100-21-22-5140-299
Total 25325:					95.00		
Total MIDWEST BREATHING AIR L.L.C. (640):					95.00		
MIDWEST RADAR & EQUIPMENT (643)							
118774	1	Invoice	CALIBRATE RADAR UNITS	09/30/2021	200.00	04/22	100-21-21-5110-227
Total 118774:					200.00		
Total MIDWEST RADAR & EQUIPMENT (643):					200.00		
MOORE CLEANING SERVICE, LLC (2902)							
101321	1	Invoice	CLEANING SERVICES FOR CITY HALL	10/13/2021	455.00	04/22	100-24-36-5480-299

Invoice	Seq	Type	Description	Invoice Date	Total Cost	Period	GL Account
101321	2	Invoice	CLEANING SERVICES FOR CITY HALL	10/13/2021	325.00	04/22	601-23-36-5480-299
101321	3	Invoice	CLEANING SERVICES FOR CITY HALL	10/13/2021	260.00	04/22	602-23-36-5480-299
101321	4	Invoice	CLEANING SERVICES FOR CITY HALL	10/13/2021	260.00	04/22	603-23-36-5480-299
Total 101321:					1,300.00		
Total MOORE CLEANING SERVICE, LLC (2902):					1,300.00		
MOTOROLA SOLUTIONS, INC. (5413)							
8281260471	1	Invoice	RADIOS/CITY MGR & ASST CITY MGR	10/04/2021	738.40	04/22	100-41-12-5430-515
8281260471	2	Invoice	RADIOS/CITY MGR & ASST CITY MGR	10/04/2021	738.40	04/22	100-41-30-5380-515
8281260471	3	Invoice	RADIOS/CITY MGR & ASST CITY MGR	10/04/2021	738.40	04/22	601-41-30-5380-515
8281260471	4	Invoice	RADIOS/CITY MGR & ASST CITY MGR	10/04/2021	738.40	04/22	602-41-30-5380-515
8281260471	5	Invoice	RADIOS/CITY MGR & ASST CITY MGR	10/04/2021	738.40	04/22	603-41-30-5380-515
8281260471	6	Invoice	RADIOS/STREET DEPT	10/04/2021	12,737.40	04/22	100-41-30-5310-515
8281260471	7	Invoice	RADIOS/STREET DEPT	10/04/2021	3,876.60	04/22	602-41-62-5935-515
8281260471	8	Invoice	RADIOS/STREET DEPT	10/04/2021	1,846.00	04/22	603-41-71-5935-515
Total 8281260471:					22,152.00		
Total MOTOROLA SOLUTIONS, INC. (5413):					22,152.00		
MUNICIPAL CODE CORPORATION (6588)							
00363784	1	Invoice	CODE BOOK SUPPLEMENTS/UPDATES	09/28/2021	734.36	04/22	100-24-14-5435-212
Total 00363784:					734.36		
Total MUNICIPAL CODE CORPORATION (6588):					734.36		
MUNICIPAL SUPPLY, INC. (672)							
0813123-IN	1	Invoice	3/4" MTR COUP	09/30/2021	743.91	04/22	602-23-61-5935-870
Total 0813123-IN:					743.91		
Total MUNICIPAL SUPPLY, INC. (672):					743.91		
NAPA AUTO PARTS (677)							
927946	1	Invoice	2 LED BULBS - ST#7	09/27/2021	66.49	04/22	204-23-30-5310-314
Total 927946:					66.49		
928048	1	Invoice	STOCK FILTER 1522	09/28/2021	4.43	04/22	204-23-30-5310-314
Total 928048:					4.43		
928064	1	Invoice	RETURN PARTS FOR METER TK	09/28/2021	169.99-	04/22	204-23-30-5310-314
Total 928064:					169.99-		
928109	1	Invoice	OUTER TIE ROD END = MTR TK#9	09/29/2021	49.39	04/22	204-23-30-5310-314
Total 928109:					49.39		
928121	1	Invoice	OIL FILTER & OIL -STOCK	09/29/2021	118.25	04/22	204-23-30-5310-314
Total 928121:					118.25		
928133	1	Invoice	FUSE LINE TK#3	09/29/2021	4.74	04/22	204-23-30-5310-314

Invoice	Seq	Type	Description	Invoice Date	Total Cost	Period	GL Account
Total 928133:					4.74		
928135	1	Invoice	RELAY LINE TK#3	09/29/2021	64.11	04/22	204-23-30-5310-314
Total 928135:					64.11		
928144	1	Invoice	LED LICENSE KIT - LINE TK#3	09/29/2021	3.89	04/22	204-23-30-5310-314
Total 928144:					3.89		
928168	1	Invoice	BLOWER MOTOR - LINE DEPT	09/29/2021	37.04	04/22	204-23-30-5310-314
Total 928168:					37.04		
928177	1	Invoice	CABIN AIR FILTER - LINE TK#3	09/29/2021	8.71	04/22	204-23-30-5310-314
Total 928177:					8.71		
928186	1	Invoice	RETURN BLOWER MOTOR - LINE DEPT	09/29/2021	37.04-	04/22	204-23-30-5310-314
Total 928186:					37.04-		
928499	1	Invoice	OIL FILTER & OIL -STOCK	10/04/2021	47.51	04/22	204-23-30-5310-314
Total 928499:					47.51		
928623	1	Invoice	TIRE MARKER & MARKER	10/05/2021	14.98	04/22	204-23-30-5310-314
Total 928623:					14.98		
928637	1	Invoice	AIR DRYER & FITTING - FIRE TK#35	10/05/2021	215.16	04/22	204-23-30-5310-314
Total 928637:					215.16		
928716	1	Invoice	FITTINGS - FIRE#35	10/06/2021	59.58	04/22	204-23-30-5310-314
Total 928716:					59.58		
928734	1	Invoice	DRAIN VALVE - FIRE#35	10/06/2021	49.36	04/22	204-23-30-5310-314
Total 928734:					49.36		
928746	1	Invoice	RETURN FIRE FITTINGS	10/06/2021	59.58-	04/22	204-23-30-5310-314
Total 928746:					59.58-		
Total NAPA AUTO PARTS (677):					477.03		
NELS PEDERSON COMPANY, INC. (1082)							
RETAINAGE	1	Invoice	2020 SEWER REHAB & REPAIR (120.0592) R	09/17/2021	8,227.13	04/22	603-23-71-5673-860
Total RETAINAGE 09-17-21:					8,227.13		
Total NELS PEDERSON COMPANY, INC. (1082):					8,227.13		
O'HALLORAN INTERNATIONAL (718)							
31P128617	1	Invoice	Parts for new Line Backyard digger	09/23/2021	158.63	04/22	601-23-52-5935-314

Invoice	Seq	Type	Description	Invoice Date	Total Cost	Period	GL Account
Total 31P128617:					158.63		
Total O'HALLORAN INTERNATIONAL (718):					158.63		
PILOT MOUND PROPERTIES LLC (7393)							
213160105	1	Invoice	CUSTOMER DEPOSIT REFUND/1007 THIRD	10/08/2021	30.03	04/22	601-21011
Total 213160105:					30.03		
Total PILOT MOUND PROPERTIES LLC (7393):					30.03		
PRAIRIE ENERGY COOPERATIVE (768)							
22685 10/08/	1	Invoice	AIRPORT ELECTRICITY/FIVE METERS	10/08/2021	624.53	04/22	205-23-45-5372-237
Total 22685 10/08/21:					624.53		
Total PRAIRIE ENERGY COOPERATIVE (768):					624.53		
PRUDENT PAINTING (7391)							
W TWIN PAR	1	Invoice	STAIN & SEALANT OF W TWIN SHELTER	10/01/2021	3,900.00	04/22	100-22-42-5210-880
Total W TWIN PARK:					3,900.00		
Total PRUDENT PAINTING (7391):					3,900.00		
RASCH CONSTRUCTION, INC. (6999)							
PAYMT #7	1	Invoice	2021 SECOND ST RECONST PYMT#7	10/07/2021	591,725.83	04/22	536-23-30-5310-299
Total PAYMT #7:					591,725.83		
Total RASCH CONSTRUCTION, INC. (6999):					591,725.83		
REEVES CO., INC. (5640)							
433098	1	Invoice	ENGRAVED NAMEPINS	10/01/2021	27.95	04/22	100-21-21-5110-312
Total 433098:					27.95		
Total REEVES CO., INC. (5640):					27.95		
RELIABLE1 HEATING / AC / PLUMBING (6716)							
15356524	1	Invoice	REPAIRED & CHARGED DISTRIBUTER EAST	09/29/2021	997.61	04/22	603-23-70-5652-226
Total 15356524:					997.61		
Total RELIABLE1 HEATING / AC / PLUMBING (6716):					997.61		
RESCO (812)							
819440-00	1	Invoice	BEACH & 2nd ST RECON PROJECT - SWITC	09/21/2021	33,379.51	04/22	601-23-52-5588-871
Total 819440-00:					33,379.51		
Total RESCO (812):					33,379.51		
RESULTANT (7380)							
60911	1	Invoice	LICENSES FOR EMAILS	09/30/2021	14.40	04/22	100-24-16-5420-299
60911	2	Invoice	LICENSES FOR EMAILS	09/30/2021	52.80	04/22	601-24-16-5930-299
60911	3	Invoice	LICENSES FOR EMAILS	09/30/2021	14.40	04/22	602-24-16-5930-299

Invoice	Seq	Type	Description	Invoice Date	Total Cost	Period	GL Account
60911	4	Invoice	LICENSES FOR EMAILS	09/30/2021	14.40	04/22	603-24-16-5930-299
Total 60911:					96.00		
Total RESULTANT (7380):					96.00		
RUBA LAWN CARE (2708)							
27189	1	Invoice	CITY HALL FALL FERTILIZER	10/04/2021	24.90	04/22	100-24-36-5480-310
27189	2	Invoice	CITY HALL FALL FERTILIZER	10/04/2021	41.50	04/22	601-23-36-5480-310
27189	3	Invoice	CITY HALL FALL FERTILIZER	10/04/2021	8.30	04/22	602-23-36-5480-310
27189	4	Invoice	CITY HALL FALL FERTILIZER	10/04/2021	8.30	04/22	603-23-36-5480-310
Total 27189:					83.00		
Total RUBA LAWN CARE (2708):					83.00		
SHUCK-BRITSON, INC. (6635)							
121.0144.03-	1	Invoice	ENG SVC: 2021 BRIDGE REPAIRS PROJECT	09/30/2021	527.00	04/22	528-23-30-5310-212
Total 121.0144.03-6:					527.00		
Total SHUCK-BRITSON, INC. (6635):					527.00		
SMITTY'S GREENHOUSE (7233)							
0717	1	Invoice	TREE PLANTINGS WITHIN THE PARKS	09/13/2021	2,069.86	04/22	100-22-42-5210-318
Total 0717:					2,069.86		
0722	1	Invoice	TREE PLANTINGS WITHIN THE PARKS	09/30/2021	149.99	04/22	100-22-42-5210-318
Total 0722:					149.99		
Total SMITTY'S GREENHOUSE (7233):					2,219.85		
SNYDER & ASSOCIATES (2951)							
119.0463.01-	1	Invoice	ENG - 2020 2nd ST RECON PROJ# 119.0463.0	09/30/2021	28,803.83	04/22	536-23-30-5310-212
Total 119.0463.01-22:					28,803.83		
120.0363.01-	1	Invoice	ENG - EDGEWOOD WATER MAIN LOOP PRO	09/30/2021	5,074.13	04/22	602-23-62-5673-870
120.0363.01-	2	Invoice	ENG - 2020 WATERMAIN REPAIR PROJECT 1	09/30/2021	19,825.28	04/22	602-23-62-5673-870
Total 120.0363.01-14:					24,899.41		
Total SNYDER & ASSOCIATES (2951):					53,703.24		
STATE HYGIENIC LABORATORY (423)							
218514	1	Invoice	WASTEWATER TESTING	09/30/2021	862.00	04/22	603-23-70-5923-212
Total 218514:					862.00		
218515	1	Invoice	WATER PLANT TESTING	09/30/2021	152.00	04/22	602-23-61-5642-299
Total 218515:					152.00		
Total STATE HYGIENIC LABORATORY (423):					1,014.00		

Invoice	Seq	Type	Description	Invoice Date	Total Cost	Period	GL Account
STEIN HEATING & COOLING, INC. (5576)							
12196	1	Invoice	3 MEDIA FILTERS	09/29/2021	205.17	04/22	204-23-30-5310-318
Total 12196:					205.17		
Total STEIN HEATING & COOLING, INC. (5576):					205.17		
TERMINAL SUPPLY CO. (6527)							
71990-00	1	Invoice	EMPTY BIN/TRAYS - NEW SUPPLIER	09/07/2021	431.48	04/22	204-23-30-5310-318
Total 71990-00:					431.48		
74525-00	1	Invoice	SHRINK TUBE KIT	09/16/2021	115.22	04/22	204-23-30-5310-318
Total 74525-00:					115.22		
Total TERMINAL SUPPLY CO. (6527):					546.70		
THE AMERICAN BOTTLING CO. (4800)							
3446015520	1	Invoice	POP/BEVERAGES FOR RESALE-FULLER HA	09/30/2021	86.30	04/22	100-22-42-5233-323
Total 3446015520:					86.30		
Total THE AMERICAN BOTTLING CO. (4800):					86.30		
THE TILE PROS, INC. (2701)							
WO-0133	1	Invoice	PLUMBING LABOR - VINEGAR THROUGH WA	09/20/2021	465.45	04/22	602-23-62-5673-299
Total WO-0133:					465.45		
WO-0345	1	Invoice	FIXED WATER LINE THAT WAS HIT DURING	09/28/2021	4,466.23	04/22	602-23-62-5673-299
Total WO-0345:					4,466.23		
Total THE TILE PROS, INC. (2701):					4,931.68		
THE TRASHMAN, LLC (943)							
701-1746	1	Invoice	FULLER HALL/EXTRA SERVICE	10/01/2021	239.00	04/22	100-22-42-5233-236
Total 701-1746:					239.00		
701-2038	1	Invoice	TRASH SERVICE/FUEL SURCHARGE	10/01/2021	26.95	04/22	100-24-36-5480-236
701-2038	2	Invoice	TRASH SERVICE/FUEL SURCHARGE	10/01/2021	19.25	04/22	601-23-36-5480-236
701-2038	3	Invoice	TRASH SERVICE/FUEL SURCHARGE	10/01/2021	15.40	04/22	603-23-36-5480-236
701-2038	4	Invoice	TRASH SERVICE/FUEL SURCHARGE	10/01/2021	15.40	04/22	603-23-36-5480-236
701-2038	5	Invoice	TRASH SERVICE/FUEL SURCHARGE	10/01/2021	77.00	04/22	100-22-42-5280-236
701-2038	6	Invoice	TRASH SERVICE/FUEL SURCHARGE	10/01/2021	44.00	04/22	204-23-30-5310-236
701-2038	7	Invoice	TRASH SERVICE/FUEL SURCHARGE	10/01/2021	16.50	04/22	100-21-22-5140-236
701-2038	8	Invoice	TRASH SERVICE/FUEL SURCHARGE	10/01/2021	77.00	04/22	100-22-42-5233-236
701-2038	9	Invoice	TRASH SERVICE/FUEL SURCHARGE	10/01/2021	44.00	04/22	601-23-52-5588-236
701-2038	10	Invoice	TRASH SERVICE/FUEL SURCHARGE	10/01/2021	44.00	04/22	603-23-70-5642-236
701-2038	11	Invoice	TRASH SERVICE/FUEL SURCHARGE	10/01/2021	44.00	04/22	100-22-42-5210-236
701-2038	12	Invoice	TRASH SERVICE/FUEL SURCHARGE	10/01/2021	44.00	04/22	602-23-61-5642-236
701-2038	13	Invoice	TRASH SERVICE/FUEL SURCHARGE	10/01/2021	44.00	04/22	205-23-45-5372-236
Total 701-2038:					511.50		
701-2039	1	Invoice	DROP BOX CHARGES/EXTRA SVC	10/01/2021	304.00	04/22	100-23-30-5340-235

Invoice	Seq	Type	Description	Invoice Date	Total Cost	Period	GL Account
Total 701-2039:					304.00		
701-2040	1	Invoice	CEMETERY/EXTRA SVC	10/01/2021	20.00	04/22	100-22-42-5210-236
Total 701-2040:					20.00		
701-2041	1	Invoice	CURB RECYCLING - SEPTEMBER 2021	10/01/2021	13,017.56	04/22	100-23-30-5340-235
Total 701-2041:					13,017.56		
Total THE TRASHMAN, LLC (943):					14,092.06		
T-MOBILE (7288)							
973411563 0	1	Invoice	POLICE TOUGHBOOKS SVC	09/21/2021	147.91	04/22	100-21-21-5110-230
Total 973411563 09/21/21:					147.91		
974816802 0	1	Invoice	PHONE SVC/MGR & ASST MGR	09/21/2021	28.73	04/22	100-24-12-5430-230
974816802 0	2	Invoice	PHONE SVC/MGR & ASST MGR	09/21/2021	79.01	04/22	601-23-81-5921-230
974816802 0	3	Invoice	PHONE SVC/MGR & ASST MGR	09/21/2021	17.96	04/22	602-23-81-5921-230
974816802 0	4	Invoice	PHONE SVC/MGR & ASST MGR	09/21/2021	17.96	04/22	603-23-81-5921-230
Total 974816802 09/21/21:					143.66		
Total T-MOBILE (7288):					291.57		
TOLLE AUTOMOTIVE, INC. (3188)							
18774	1	Invoice	TIRE REPAIR - ST LOADER #18 (R FRONT)	09/16/2021	215.36	04/22	204-23-30-5310-227
Total 18774:					215.36		
18920X	1	Invoice	JOHN DEERE MOWER PART	10/06/2021	118.08	04/22	100-22-42-5210-314
Total 18920X:					118.08		
Total TOLLE AUTOMOTIVE, INC. (3188):					333.44		
UNITED COOPERATIVE (979)							
07519	1	Invoice	DIESEL FOR AIRPORT	09/07/2021	397.50	04/22	205-23-45-5372-315
Total 07519:					397.50		
Total UNITED COOPERATIVE (979):					397.50		
UNITY POINT CLINIC-OCC MEDICINE (5263)							
93154	1	Invoice	3RD QTR DRUG TESTING/2021	10/01/2021	42.00	04/22	204-23-30-5310-212
Total 93154:					42.00		
93320	1	Invoice	3RD QTR DRUG TESTING/2021	10/01/2021	84.00	04/22	603-23-70-5923-212
Total 93320:					84.00		
Total UNITY POINT CLINIC-OCC MEDICINE (5263):					126.00		
US BANK OPERATIONS CENTER (4821)							
101321	1	Invoice	PRIN PYMT-2019 EL REFUND BOND	10/13/2021	51,666.65	04/22	601-21009

Invoice	Seq	Type	Description	Invoice Date	Total Cost	Period	GL Account
101321	2	Invoice	INT PYMT-2019 EL REFUND BOND	10/13/2021	38,837.80	04/22	601-21005
Total 101321:					90,504.45		
Total US BANK OPERATIONS CENTER (4821):					90,504.45		
US CELLULAR (986)							
0463566834	1	Invoice	CELLULAR SERVICE	09/20/2021	168.48	04/22	100-21-21-5110-230
0463566834	2	Invoice	CELLULAR SERVICE	09/20/2021	44.04	04/22	204-23-30-5310-230
0463566834	3	Invoice	CELLULAR SERVICE	09/20/2021	32.39	04/22	601-23-52-5588-230
0463566834	4	Invoice	CELLULAR SERVICE	09/20/2021	32.39	04/22	601-23-51-5566-230
0463566834	5	Invoice	CELLULAR SERVICE	09/20/2021	44.04	04/22	100-21-18-5190-230
0463566834	6	Invoice	CELLULAR SERVICE	09/20/2021	22.13	04/22	100-24-30-5380-230
0463566834	7	Invoice	CELLULAR SERVICE	09/20/2021	22.13	04/22	601-24-30-5380-230
0463566834	8	Invoice	CELLULAR SERVICE	09/20/2021	22.12	04/22	602-24-30-5380-230
0463566834	9	Invoice	CELLULAR SERVICE	09/20/2021	22.12	04/22	603-24-30-5380-230
0463566834	10	Invoice	CELLULAR SERVICE	09/20/2021	8.79	04/22	100-24-12-5430-230
0463566834	11	Invoice	CELLULAR SERVICE	09/20/2021	24.39	04/22	601-23-81-5921-230
0463566834	12	Invoice	CELLULAR SERVICE	09/20/2021	5.45	04/22	602-23-81-5921-230
0463566834	13	Invoice	CELLULAR SERVICE	09/20/2021	5.44	04/22	603-23-81-5921-230
0463566834	14	Invoice	INSP I-PAD SVC	09/20/2021	44.05	04/22	100-21-18-5190-230
0463566834	15	Invoice	METER I-PAD SVC	09/20/2021	22.04	04/22	602-23-80-5902-299
0463566834	16	Invoice	METER I-PAD SVC	09/20/2021	22.03	04/22	601-23-80-5905-299
0463566834	17	Invoice	FIRE I-PAD SVC	09/20/2021	44.05	04/22	100-21-22-5140-230
0463566834	18	Invoice	LINE I-PADS SVC (GIS)	09/20/2021	177.71	04/22	601-23-52-5930-215
Total 0463566834:					763.79		
Total US CELLULAR (986):					763.79		
UTILI CODE (6049)							
122	1	Invoice	PROGRAMMING - ANNUNCIATOR PANEL (19/	09/30/2021	2,889.00	04/22	601-23-51-5566-871
Total 122:					2,889.00		
123	1	Invoice	PROGRAMMING - ANNUNCIATOR PANEL (19/	09/30/2021	3,081.60	04/22	601-23-51-5566-871
Total 123:					3,081.60		
Total UTILI CODE (6049):					5,970.60		
UTILITY SERVICE CO., INC. (3294)							
544785	1	Invoice	QTRLY PYMT/520 WATER TOWER MTC	10/01/2021	5,805.69	04/22	602-23-60-5614-299
Total 544785:					5,805.69		
544786	1	Invoice	QRTLY PYMT/GROUND STORAGE TANK MT	10/01/2021	4,885.37	04/22	602-23-60-5614-299
Total 544786:					4,885.37		
544787	1	Invoice	QRTLY PYMT/PEDISPHERE HY-VEE TOWER	10/01/2021	4,941.47	04/22	602-23-60-5614-299
Total 544787:					4,941.47		
Total UTILITY SERVICE CO., INC. (3294):					15,632.53		
VAN WERT COMPANY (7176)							
228662	1	Invoice	100W ITRON ERT with 10" CABLE	09/27/2021	4,699.13	04/22	602-23-62-5935-870

Invoice	Seq	Type	Description	Invoice Date	Total Cost	Period	GL Account
Total 228662:					4,699.13		
Total VAN WERT COMPANY (7176):					4,699.13		
WADEKAR, SHUBHAM (7387)							
1011841023	1	Invoice	CUSTOMER DEPOSIT REFUND	10/12/2021	97.98	04/22	601-21011
Total 1011841023:					97.98		
Total WADEKAR, SHUBHAM (7387):					97.98		
WEBSTER CITY TRUE VALUE (2155)							
156272	1	Invoice	W TWIN WATER HEATER CONNECTORS	09/27/2021	9.87	04/22	100-22-42-5210-880
Total 156272:					9.87		
156282	1	Invoice	OUTDOOR POOL PAINTING SUPPLIES	09/27/2021	116.81	04/22	100-22-42-5242-310
Total 156282:					116.81		
156283	1	Invoice	PLASTIC TOTES FOR DEPOT	09/27/2021	143.88	04/22	217-22-42-5221-310
Total 156283:					143.88		
156324	1	Invoice	WASP KILLER - WATER PLANT	09/28/2021	11.99	04/22	602-23-61-5642-318
Total 156324:					11.99		
156459	1	Invoice	CLEAR PACKAGING TAPE	10/04/2021	10.99	04/22	603-23-70-5642-318
Total 156459:					10.99		
156461	1	Invoice	UPS SHIPPING FEE	10/04/2021	20.17	04/22	603-23-70-5921-221
Total 156461:					20.17		
156496	1	Invoice	CLEANING SUPPLIES	10/05/2021	111.22	04/22	100-22-42-5233-318
Total 156496:					111.22		
156596	1	Invoice	30 PAK BATTERIES	10/11/2021	14.99	04/22	100-21-21-5110-318
Total 156596:					14.99		
Total WEBSTER CITY TRUE VALUE (2155):					439.92		
WESTBROOKE CONSTRUCTION COMPANY (7088)							
PAY APP #9	1	Invoice	#9 ELK's BLDG FACADE RENOVATION - 713 2	09/24/2021	36,942.20	04/22	220-23-36-5393-299
Total PAY APP #9:					36,942.20		
Total WESTBROOKE CONSTRUCTION COMPANY (7088):					36,942.20		
WUNSCH CONSTRUCTION, INC. (2727)							
PAYMT #2	1	Invoice	2021 RIVER ST WATER MAIN PROJECT - #2	10/08/2021	99,366.80	04/22	602-23-62-5673-870

Invoice	Seq	Type	Description	Invoice Date	Total Cost	Period	GL Account
Total PAYMT #2:					99,366.80		
Total WUNSCH CONSTRUCTION, INC. (2727):					99,366.80		
ZEHNER SAFETY (1067)							
2355	1	Invoice	ANNUAL CHECK & TAG - LINE DEPT	10/05/2021	124.25	04/22	601-23-52-5586-312
Total 2355:					124.25		
Total ZEHNER SAFETY (1067):					124.25		
Total 10/18/2021:					1,583,868.18		
Grand Totals:					845,907.40		
					+861,462.85		
Grand Total:					\$1,707,370.25		

Report GL Period Summary

GL Period	Amount
04/22	1,707,370.25
02/22	861,462.85-
Grand Totals:	845,907.40 +861,462.85 = \$1,707,370.25

Vendor number hash: 576255
 Vendor number hash - split: 1000074
 Total number of invoices: 182
 Total number of transactions: 352

Terms Description	Invoice Amount	Net Invoice Amount
Open Terms	XXXXXXXXXXXXXXXXXXXX	1,707,370.25
Grand Totals:	XXXXXXXXXXXXXXXXXXXX	1,707,370.25

FUND LIST TOTALS FOR BILLS OCTOBER 18th, 2021

<u>Account</u>	<u>Fund</u>	<u>Total Amount</u>
100	General	104,655.23
204	Road Use Tax Funds	18,574.26
205	Airport Fund	1,107.23
217	Wilson Brewer Park/Depot Foundation	143.88
220	Economic Development	36,942.20
260	SSMID	1,575.00
528	Columbia Bridge Improv	527.00
534	Wilson Brewer Park Impr Project	104,470.00
536	2020 Second Street Reconstruction Project	620,529.66
601	Electric Utility	144,275.08
602	Water Utility	521,133.81
603	Sewer Fund	37,944.80
902	Medical/Flex	115,492.10
	Grand Total	1,707,370.25

March 23, 2021

Mr. Ken Wetzler
City of Webster City
PO Box 217
Webster City, Iowa 50595

Re: City Hall Inspection

Dear Ken,

Enclosed is our review of the City Hall basement and stairway concrete structural problems.

Report Layout:

This report includes this narrative, attached photos and larger scale plan sheets. Plan sheets were developed as part of this report to more accurately depict the areas of concern, how the building is used, and how the floor and wall loading is developed that the damaged structural members support. Plan sheets were drafted using original construction plans from City Hall archives, which were then supplemented with measurements taken of key areas.

By developing full sized drawings, they can be incorporated into the plans and specifications for the reconstruction of the floor system, thereby saving the city money in design fees.

Structural Concrete Members:

The concrete members used to construct the basement ceilings and walls consist of:

- 1) Precast hollow core slabs for the ceilings of the stairways.
- 2) Precast double tees for ceiling of the main basement areas.
- 3) Cast in place concrete beam used to support the double tees.

The precast concrete members (both slabs and tees) use steel strands that are cast into the concrete when the members are made. These strands are different from standard steel reinforcements, as they have lengths of individual thin steel strands banded together. These strands then have stress imparted on them during the casting process. Conversely, the conventional cast in place beams use conventional steel reinforcement bars. These steel bars are not pre-stressed. The only stress imparted on them is due to the loading they support.

Areas of and Types of Damage:

The three basic areas of structural damage are:

- 1) The ceiling of the north stairway basement landing.
- 2) The ceiling of the south stairway basement landing.
- 3) Those precast double tees generally located in the southwest one-third of the basement.
- 4) Southern end wall which runs parallel to the southern most double tee.

In brief, the damage we found includes:

- 1) The cracking, spalling, delamination and loss of steel reinforcement section in the precast hollow core slabs of the stairway areas.
- 2) The cracking, spalling and delamination of the precast double tees stems and southern end wall.
- 3) Rusting of beam bearing plates at the location where the tee stems bear on the center beam.
- 4) Cracking of the beam supporting the double tees both below and between the double tees.
- 5) Seepage, cracking and spalling of precast double tees where they abut other double tees.

Extent of Damage:

The amount of damage we observed varies from minor to severe. The damage is advanced enough that action needs to be taken to remedy the underlying problems before the damage to the basement structural member reflects upwards and impacts the use of the main floor. The reconstruction work should be done this summer or early fall.

The most severely damaged members are the hollow core slabs which make up the ceiling of the stairway landing, and the floor of the entryway and stoop. The degradation of the southern stairway is somewhat more advanced than the north stairway area.

The damage to the double tees and south end-wall range from heavy to minor. The damage is the worst at the south end of the basement and progressively gets less severe as you travel north.

Cause of Damage:

The cause of the concrete damage is due to water infiltration. There are two different types of water damage happening to the structure. They are:

- 1) Storm and melting snow at the north and south side stoop/entryways to the building.
- 2) Wash water and to a lesser degree rain and snow melt from the police garage.

The stoop/entryways were constructed by pouring a concrete cap over the hollow core slabs. The exterior foundation wall line is north of the north doors and south of the south doors. This design allows rain water and melting snow to penetrate through cracks and joints on into the basement. This has created the problems we now see with the stairway ceiling.

The police garage floor consists of a concrete floor poured over the concrete cap. Within the garage there is also a curb that separates the area that is used to park the vehicles on and a walkway into the police offices.

Even though the garage has floor drains, the concrete will still leach water through the hairline cracks and voids that all concrete has. Likewise, the curb itself is acting as a dam and a joint location that allows water to penetrate into the basement. The concrete garage floor also caps the south wall where the garage door is. This concrete cap at the garage door is another area that water enters the basement. Rain and snow melt are the more serious issues, with wash water adding to the situation to a lesser degree.

Remedial Actions:

Actions that are needed are:

- 1) Eliminate the source of the problems created by the infiltration of storm, wash and melt water.
- 2) Remove and replace degrading concrete on structural members.
- 3) Remove rust from reinforcement bar and strands.
- 4) Shore up weakened structural members.

Preliminarily we anticipate that the construction work would include:

- 1) The removal of the concrete overlying the exterior concrete stoops of both the north and south building entrances. This concrete will be replaced with a low permeability concrete and underlying membrane material. The concrete would need to be reinstalled with an adequate sub-drain to make sure any water that still penetrates the concrete could be conveyed away from the building and not allowed to damage the structural members.
- 2) The removal of concrete floor and curb system of the police garage. The concrete floor will need to be done in a similar method as described above. Special attention needs to be paid to developing floor elevations and drainage of the garage and entrance at the overhead door.
- 3) The delaminated and spalled concrete will need to be chipped away and removed, allowing access to the reinforcement. The reinforcement will need to be sandblasted so that no rust remains and then an appropriate concrete mix be applied to the damaged areas. Unfortunately restoration of the concrete may not be enough to gain back all strength loss due to reinforcement damage.
- 4) Additional structural support will need to be added where the strength of the members have been compromised and where concrete restoration is not enough. This is certainly true in the stairways, where a new beam and column system will help to provide necessary support for the weakened slabs.

If you should have any questions, please do not hesitate to call our office.

Sincerely,

SCHLOTFELDT ENGINEERING, INC.



Wayne Schlotfeldt, P.E.

WTS/dc

INDEX OF PHOTOS

Stairway (North)



Spalling and cracking of concrete and pre-stressed strand rust.



Delamination and spalling of concrete and pre-stressed strand rust.

Stairway (South)



Spalling and cracking of concrete and pre-stressed strand rust.



Spalling and cracking of concrete and pre-stressed strand rust with section loss.

Stairway (South)



Spalling and cracking of concrete and pre-stressed strand rust.



Cracking of concrete.

Police Garage



South End wall



Delamination and spalling of concrete.

Double Tees - Joint Locations



Seepage and staining at double tee joint.



Double Tees - Joint Locations



Delamination and cracking of concrete at double tee joint.



Localized concrete cracking at double tee joint.

Double Tees - Joint Locations



Localized cracking at double tee joint.



Localized cracking at double tee joint.

Double Tees - Joint Locations



Seepage and staining at double tee joint.

Double Tees - At Center Wall



AA-1

Spalling and delaminated double tee stem. Rusting bearing plate. Cracking and spalling of beam.



BB-1

Rusting bearing plate. Cracking and spalling of beam.

Double Tees - At Center Wall



BB-1
Spalling of double tee stem.



BB-2
Spalling of double tee stem. Rusting of bearing plate and spalling of beam.

Double Tees - At Center Wall



BB-2 (Right) and CC-1 (Left)
Spalling of double tee stem. Rusting of bearing plate and spalling of beam.



CC-1
Spalling of double tee stem. Rusting of bearing plate and spalling of beam.

Double Tees - At Center Wall



CC-1 (Right) and CC-2 (Left)

Spalling of double tee stem. Rusting of bearing plate. Spalling and cracking of beam.



CC-2

Spalling of double tee stem. Rusting of bearing plate. Spalling and cracking of beam.

Double Tees - At Center Wall



CC-2 (Right) and DD-1 (Left)

Spalling of double tee stem. Rusting of bearing plate. Spalling and cracking of beam.



DD-1

Spalling of double tee stem. Rusting of bearing plate. Spalling and cracking of beam.

Double Tees - At Center Wall



DD-1 (Right) and DD-2 (Left)

Spalling of double tee stem. Rusting of bearing plate. Spalling and cracking of beam.



DD-2

Spalling of double tee stem. Rusting of bearing plate. Spalling and cracking of beam.

Double Tees - At Center Wall



DD-2 (Right) and EE-1 (Left)

Spalling of double tee stem. Rusting of bearing plate. Spalling and cracking of beam.



EE-1

Spalling of double tee stem. Rusting of bearing plate and spalling of beam.

Double Tees - At Center Wall



EE-1 (Right) and EE-2 (Left)

Spalling of double tee stem. Rusting of bearing plate and spalling of beam.



EE-2

Rusting of bearing plate and delamination of beam.



MEMORANDUM

TO: Mayor and City Council

FROM: Matt Alcazar, Project Coordinator

DATE: October 8, 2021

RE: Ordinance – Sec. 46-50 - Stop Requirement, Webster Street stop at Sparboe Court
– 2nd Reading;

SUMMARY: At the meeting held on August 10, 2021, the Traffic Committee approved the recommendation to change the City Code of Ordinances to include 2 stop signs at the intersection of Webster Street and Sparboe Court.

The proposed ordinance at Chapter 46, Article II, Sec. 46-50, would be amended to add (39), as follows:

Section 46-50. Stop requirement at certain streets.


Every driver of a vehicle shall stop in accordance with the following:

(39) Webster Street. Vehicles traveling on Webster Street shall stop at Sparboe Court.

BACKGROUND/DISCUSSION: A request from a local resident brought this issue before the Traffic Committee. The resident raised concerns regarding the amount of traffic and rate of speed of vehicles driving on Webster Street. The intersection is approximately 3 blocks southeast of Sunset Elementary School. Researching the history of this intersection both on our records and the Iowa DOT system no accidents have been reported in the past 10 years at this intersection.

The Traffic Committee recommended installing stop signs for east and west bound traffic on Webster Street in lieu of a four way stop. In further reviewing the intersection, there is a tree by the curb on Webster Street near the north east corner of the intersection that may restrict visibility of the stop sign. This tree will need to be trimmed and maintained by the owner to maintain visibility of the stop sign for motorists.





Webster Street (looking west) at Sparboe Court



Sparboe Court (looking north) at Webster Street

PREVIOUS COUNCIL ACTION: Council approved First Reading of the amended Ordinance on October 4, 2021.

FINANCIAL IMPLICATIONS: To add the Stop Signs it will cost approximately. \$200.00 per sign with two signs to be installed.

RECOMMENDATION: Approve Second Reading of the amended Ordinance.

ALTERNATIVES: Not approve Second Reading and have Traffic Committee re-address the issue to find other alternatives.

ORDINANCE NO. 2021 - _____

**AN ORDINANCE AMENDING THE CODE OF ORDINANCES
OF THE CITY OF WEBSTER CITY, IOWA, 2019, BY ADDING
SUBSECTION (39) TO CHAPTER 46, ARTICLE II, SECTION 46-50,
STOP REQUIREMENTS AT CERTAIN STREETS**

Be It Enacted by the City Council of the City of Webster City, Iowa:

SECTION 1. SECTION MODIFIED. The Code of Ordinances of the City of Webster City, Iowa, 2019, Chapter 46, Article II, Section 46-50 – Stop Requirements at Certain Streets is amended by adding Subsection (39) as follows:

Section 46-50. Stop requirement at certain streets.

Every driver of a vehicle shall stop in accordance with the following:

(39) Webster Street. Vehicles traveling on Webster Street shall stop at Sparboe Court.

SECTION 2. SEVERABILITY CLAUSE. If any section, provision or part of this ordinance shall be adjudged invalid or unconstitutional, such adjudication shall not affect the validity of the ordinance as a whole or any section, provision or part thereof not adjudged invalid or unconstitutional.

SECTION 3. WHEN EFFECTIVE. This ordinance shall be in effect after its final passage, approval and publication as provided by law.

Passed and adopted this _____ day of _____, 2021.

John Hawkins, Mayor

ATTEST: _____
Karyl Bonjour, City Clerk

TRAFFIC COMMITTEE
Webster City, Iowa

Minutes of Meeting of August 10, 2021 - 5:15 P.M. Municipal Building

Roll Call: Present: Harlan Balsley, Kyle Heffernan, Zach Williams, Ashley Allers
 Absent: Shiloh Mork

Also present were Project Coordinator, Matt Alcazar, Ted Larson

It was moved by Heffernan and seconded by Balsley to approve the minutes for May 11, 2021 meeting.

Roll Call: Aye: Balsley, Heffernan, Williams, Allers
 Nay: None
 MOTION CARRIED.

A request by Kathryn Casbon about installing a Stop Signs at the intersection of Sparboe Court and Webster Street. It was moved by Allers and seconded by Heffernan to install a stop sign on Webster Street for vehicles traveling East and West at the intersection of Sparboe and Webster streets.

Roll Call: Aye: Balsley, Heffernan, Williams, Allers
 Nay: None
 MOTION CARRIED.

Ted Larson attended to discuss solution for safety issues at Pleasant Street and Willson Avenue. Recommending that he has a staff member to direct traffic during parent drop off and pickup times.

Also requested to have No Parking along Willson Avenue.

Also discussed installing a bus stop sign at 16 of the pickup locations thought the city.

It was moved by Heffernan and seconded by Balsley to post No Parking south of the school entrance on Wilson Avenue.

Roll Call: Aye: Balsley, Heffernan, Williams, Allers
 Nay: None
 MOTION CARRIED.

It was moved by Heffernan and seconded by Allers to adjourn the meeting.

The meeting was adjourned at 5:52 p.m.

Matt Alcazar
Traffic Committee Secretary



MEMORANDUM

TO: Mayor and City Council

FROM: Matt Alcazar, Engineering Tech/Project Coordinator

DATE: October 18, 2021

RE: Change Order No. 1, 2021 Bridge Repair Project

SUMMARY: Change Order No. 1 consists of:

Modifying the planed gland at piers 1,2, and 4 from a neoprene gland to an expansion seal with epoxy fill.

Modifying the Steel extrusion to armor angles on Second Street Bridge.

Modifying the neoprene gland to a compression seal.

Adding more section loss repairs to the Second Street Bridge.

PREVIOUS COUNCIL ACTION: The project was approved and contract awarded to Jasper Construction Service Inc., 928 N. 19th Ave. E #1863., Newton, Iowa on July 19, 2021 by the City Council.

BACKGROUND/DISCUSSION: Approving the Change Order will approve the gland changes on the Overpass Bridge (026350) are due to the fact that glands that fit the existing steel extrusions are no longer in production. The gland and steel extrusion changes on the 2nd Street Bridge (026370) are due to the existing conditions differing from the existing and repair plans. The proposed retrofits for these gland and steel extrusion modifications provide comparable longevity, movement capability and quality as was provided in the as bid contract documents. The additional steel repairs are due to one new area of complete section loss that was observed. (See Attached Engineers Recommendation and Change Order #1 Document)

Original contract with Jasper Construction, Newton, Iowa	\$ 133,565.00
Change Order No. 1 Increase - Work amount	<u>\$ 8,160.00</u>
Revised Contract price	\$ 141,725.00

This change order will also extend the Contract Deadline from the initial date of October 29, 2021 to November 29, 2021.

FINANCIAL IMPLICATIONS: Funding for this project is from Road Use Tax funds.

RECOMMENDATION: Approve Change Order No. 1 per the attached resolution for the revised contract price of \$141,725.00.

ALTERNATIVES: The City Council could choose to delay the repair project, and direct contractor to supply the neoprene gland increasing the costs.

RESOLUTION NO. 2021 -

**APPROVING CHANGE ORDER NO. 1 TO THE 2021 BRIDGE REPAIR PROJECT
WITH JASPER CONSTRUCTION SERVICE, INC., NEWTON, IOWA**

WHEREAS, on July 19, 2021, the City Council of the City of Webster City, Iowa, did enter into a contract with Jasper Construction Service, Inc., Newton, Iowa, for completion of the 2021 Bridge Repair Project, and

WHEREAS, contract Change Order No. 1 has been prepared as follows:

Reason for change: Modifying the planed gland at piers 1,2, and 4 from a neoprene gland to an expansion seal with epoxy fill.

Modifying the Steel extrusion to armor angles on Second Street Bridge.

Modifying the neoprene gland to a compression seal.

Adding more section loss repairs to the Second Street Bridge.

By virtue of such changes in the Contract, the following revisions shall be made in the Contract price:

Original Contract Price	\$133,565.00
Contract Price Decrease by Elimination	<u>\$ 8,160.00</u>
Revised Contract Price	\$141,725.00

NOW THEREFORE BE IT RESOLVED by the City Council of the City of Webster City, Iowa, that Change Order No. 1 to the 2021 Bridge Repair Project contract with Jasper Construction Services Inc., 928 N. 19th Ave. E #1863, Newton, Iowa, as described above and attached hereto is hereby approved.

Passed and adopted this 18th day of October 2021.

John Hawkins, Mayor

ATTEST: _____
Karyl K. Bonjour, City Clerk



October 15, 2021

Ken Wetzler
City of Webster City
400 East Second Street
Webster City, Iowa 50595

RE: 2021 BRIDGE REPAIR PROJECT
CHANGE REQUEST 1 RECOMMENDATION

Dear Ken:

Change Request #1 offers:

- Modifying the gland replacement on the Overpass Bridge (026350) at piers 1,2 and 4 from a neoprene gland to an expansion seal and epoxy infill for an additional cost of \$900 and 10 additional calendar days.
- Modifying the steel extrusion extension to armor angles on the 2nd Street Bridge (026370) at the four corners for no additional cost and 21 additional calendar days.
- Modifying the gland replacement on the 2nd Street Bridge (026370) at the two abutments from a neoprene gland to a compression seal for an additional cost of \$3,910 and no additional calendar days.
- Adding steel repairs to section loss at 2nd Street Bridge (026370) for an additional cost of \$3,350 and no additional calendar days (additional calendar days included in steel extrusion).

The gland changes on the Overpass Bridge (026350) are due to the fact that glands that fit the existing steel extrusions are no longer in production. The gland and steel extrusion changes on the 2nd Street Bridge (026370) are due to the existing conditions differing from the existing and repair plans. The proposed retrofits for these gland and steel extrusion modifications provide comparable longevity, movement capability and quality as was provided in the as bid contract documents. The additional steel repairs are due to one new area of complete section loss that was observed.

Shuck-Britson Inc. recommends that the City of Webster City accept Change Request No. 1.

Feel free to contact us if you have any questions.

Respectfully,

SHUCK-BRITSON, INC.

A handwritten signature in blue ink that reads 'Anna I. Gahm'.

Anna Gahm, E.I. Project Manager

CHANGE ORDER NO. 1

OWNER: City of Webster City

PROJECT: 2021 Bridge Repair Project
S&A PROJECT #: 121.0144

To: Jasper Construction Services, Inc.
Contractor
928 N. 19th Ave E.
Address
Newton, IA 50208
City, State, Zip

You are directed to make the following changes in this contract:

1. Description of change to be made:

Bid 026350 Item No. 4 - This item in the contract documents included replacing the neoprene glands in kind. Instead of a neoprene glad, contractor to fill the "C" void in the existing steel extrusion with EMSEAL Epoxy paste and place a ENSEAL BEJS-0250 expansion seal between the existing steel extrusion plates as detailed on Attachment A. This would modify the LONGITUDINAL SECTION NEAR GUTTER LINE detail on Sheet Number 3 and the following repair details on Sheet Number 5: SECTION A-A, SECTION C-C, and EXPANSION OPENING DETAIL. This detail would be added to the existing repairs identified on Sheet Number 3. NEOPRENE GLAND NOTES on Sheet Number 6 to be removed and referred to PREFORMED NEOPRENE SEAL NOTES on Sheet Number 6. PP-5A BID - 026350 Item No. 4 to be modified. All preparation, finish etc. for new detail on Attachment A to be per existing documents.

Bid 026370 Item No. 4 - This item in the contract documents included adding steel extrusions at the 4 corners of the bridge. Instead of adding these steel extrusions, two steel angles rolled to the contour of the curd to match the existing cross section as detailed on Attachment A is to be used. This would modify the following repair details on Sheet Number 10: PART PLAN VIEW OF EXPANSION DEVICE, SECTION A-A, SECTION B-B, SECTION C-C, BLOCKOUT DETAIL, and EXPANSION OPENING DETAIL. This detail would be added to the existing repairs identified on Sheet Number 10. PP-6A BID - 026370 Item No. 4 to be modified. All shoring, preparation, finish etc. for new steel detail on Attachment A to be per existing documents.

Bid 026370 Item No. 5 - This item in the contract documents included replacing the gland in kind. Instead of a neoprene glad, Watson Bowman WA-500 compression seal as detailed on Attachment A is to be used. This would replace the following repair details on Sheet Number 10: PART PLAN VIEW OF EXPANSION DEVICE, SECTION A-A, SECTION B-B, SECTION C-C, BLOCKOUT DETAIL, and EXPANSION OPENING DETAIL. This detail would be added to the existing repairs identified on Sheet Number 10. NEOPRENE GLAND NOTES on Sheet Number 11 are to be replaced with PREFORMED NEOPRENE SEAL NOTES on Sheet Number 6. PP-6A BID - 026370 Item No. 5 to be modified. All preparation, finish etc. for new detail on Attachment A to be per existing documents.

Bid 026370 Item No. 10 - Install additional new steel as detailed on Attachment A. This detail would be added to repairs that are already in the contract documents and would be added to the existing repairs identified on Sheet Number 8. Repairs to be in accordance with CANTILEVER BEAM REPAIR NOTES on Sheet Number 8. PP-6A BID - 026370 Item No. 10 to be modified. All shoring, preparation, paint, etc. for new steel detail on Attachment A to be per existing documents.

2. Reason for Change:

Bid 026350 Item No. 4 - Glands that fit the existing steel extrusions are no longer in production and would be costly to recreate.

Bid 026370 Item No. 4 - It was found that the expansion joints on this bridge are compression seals between steel angles instead of a gland in extrusion joints as shown on the existing and repair plans.

Bid 026370 Item No. 5 - It was found that the expansion joints on this bridge are compression seals between steel angles instead of a gland in extrusion joints as shown on the existing and repair plans.

Bid 026370 Item No. 10 - One new area of complete section loss was observed on the 2nd street bridge over the Boone River.

3. Settlement for the cost of making the change shall be as follows:

BID - 026350					
Item No.	Item Description	Unit	Quantity	Unit Price Change	Total Price Change
4.	Neoprene Gland Installation and Testing	LF	111	\$8.11	\$900.00
				TOTAL	\$900.00
BID - 026370					
Item No.	Item Description	Unit	Quantity	Unit Price Change	Total Price Change
4.	Steel Extrusion Joint	LF	8	\$0.00	\$0.00
5.	Neoprene Gland Installation and Testing	LF	68	\$57.50	\$3,910.00
10.	Repair Beam Ends	EA	1	\$3,350.00	\$3,350.00
				TOTAL	\$7,260.00
Change Order Total - 026350 and 026370					\$8,160.00

4. This change order will result in a net change in the contract completion time of 10 days for Overpass Dr. (bid 026350) and 21 days for 2nd st (Bid 026370) and a net change in the cost of the project of \$8160.00 divided as follows:

	<u>Contract Amount</u>	<u>Overpass Dr. (BID 026350) Contract Completion Date</u>	<u>2nd St. (BID 026370) Contract Completion Date</u>
Approved funds and contract completion date as per contract	<u>\$133,565.00</u>	<u>October 29, 2021</u>	<u>October 29, 2021</u>
Change due to this C.O. (+ or -)	<u>\$8,160.00</u>	<u>10</u>	<u>21</u>
Totals including this C.O.:	<u>\$141,725.00</u>	<u>November 12, 2021</u>	<u>November 29, 2021</u>

The change described herein is understood, and the terms of settlement are hereby agreed to:

Jasper Construction Services, Inc.
CONTRACTOR

By 

DATE: 10/14/21

Shuck-Britson, Inc.
ENGINEER

By 

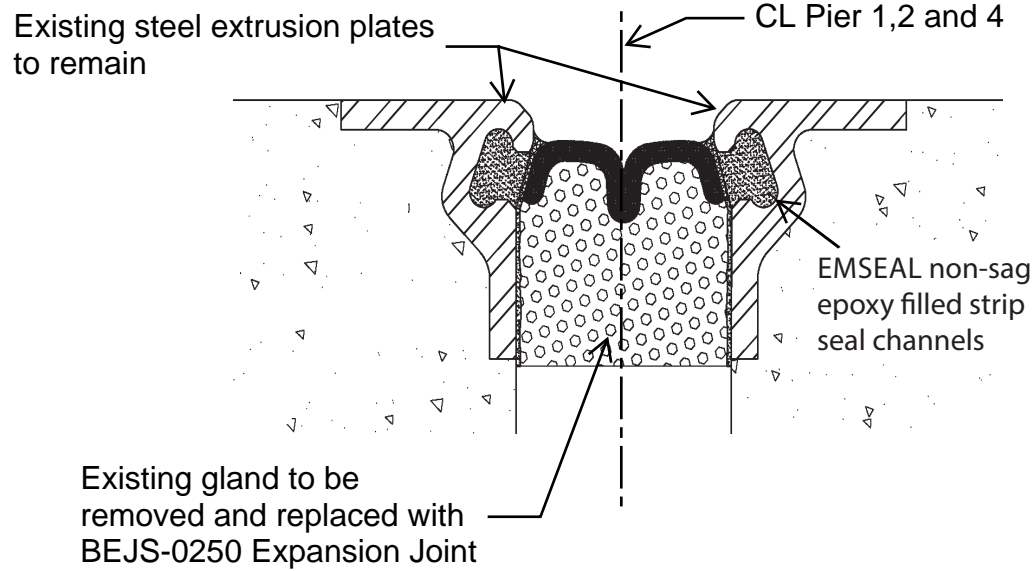
DATE: 10/15/21

City of Webster City
OWNER

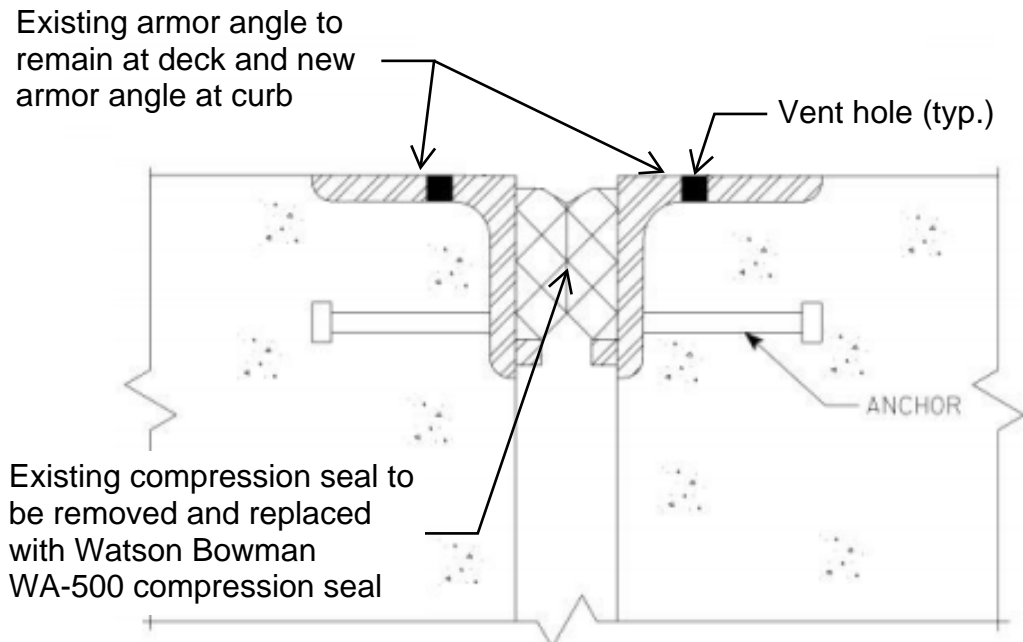
By _____

DATE: _____


Change Order No. 1
Bid 026350 Item No. 4




Change Order No. 1
Bid 026370 Item No. 4 and 5



Change Order No. 1
Bid 026370 Item No. 10



Remove and
replace 2 bolts





MEMORANDUM

TO: Mayor and Council

FROM : Daniel Ortiz-Hernandez, City Manager
Ken Wetzler, Public Works Director

DATE: October 5, 2021

RE: Approve Change Order No. 3 and Final Acceptance of the 2020 Electrical Underground Conversion Project

SUMMARY: The 2020 Underground Electrical Conversion Project is complete. Project acceptance and final payment authorization needs to be considered by the City Council. The project consisted of converting the overhead system to an underground distribution (URD) system.

PREVIOUS COUNCIL ACTION: The Council awarded the contract to Primoris Aevenia, Inc. Johnston, Iowa for the 2020 Electrical Conversion on February 3, 2020.

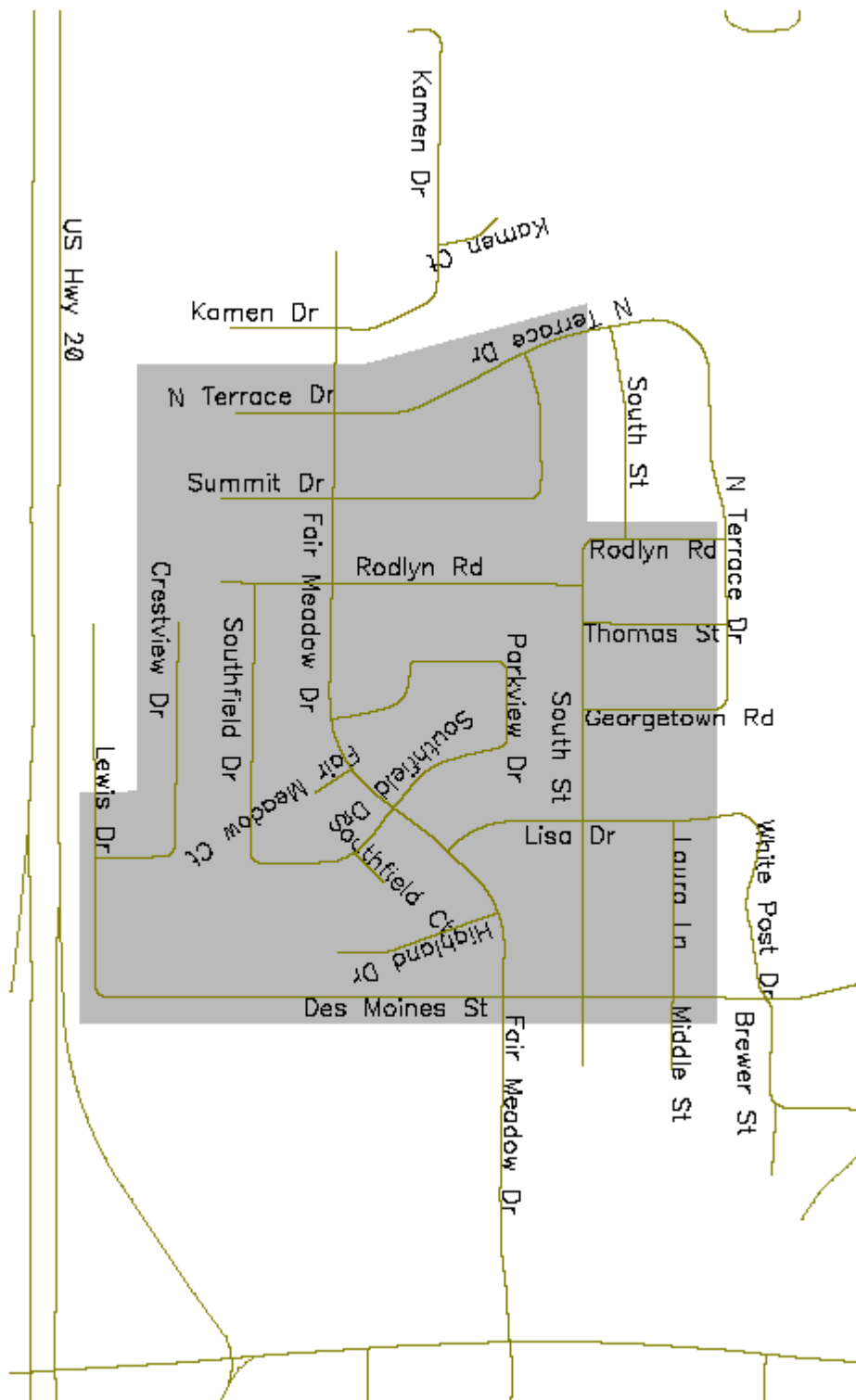
BACKGROUND/DISCUSSION: The original contract with Primoris Aevenia Inc. was to convert overhead electrical distribution line to underground in the area south of Ohio Street and west of Des Moines Street. Note the attached engineers' letter of completion.

Original contract with Primoris Aevenia, Inc., Johnston, Iowa	\$ 1,187,282.99
Additional work requested amounts Change Order # 1	\$ 16,773.75
Additional work requested amounts Change Order # 2	\$ 44,538.05
Deletion of work Change Order #3	- \$ 875.00
Final Quantity Adjustment	\$ 0.00
Total contract price	\$1,247,719.79
Less previous payments	- \$1,186,165.05
Net Payment Due in 30 days	\$ <u>61,554.74</u>

FINANCIAL IMPLICATIONS: Funding for the project is from the Electric Utility fund. There are sufficient funds in the Electric Utility fund to cover this project.

RECOMMENDATION: The Project Engineer and City Staff recommend the approval of Change Order No. 3 and project be accepted, and authorization of the final pay estimate in the amount of \$0.00 and release the retainage in the amount of \$61,554.74 in thirty days to Primoris Aevenia Inc., Johnston, Iowa be approved by resolution.

ALTERNATIVES: Not approve the Change Order no. 3 and not accept the project.



RESOLUTION NO. 2021 -

**APPROVING CHANGE ORDER NUMBER 3 TO THE 2020 ELECTRICAL UNDERGROUND
CONVERSION PROJECT WITH PRIMORIS AEVENIA, INC. JOHNSTON, IOWA**

WHEREAS, on February 3, 2020, the City Council of the City of Webster City, Iowa, did enter into a contract with Primoris Aevenia, Inc. Johnston, Iowa, for completion of the 2020 Electrical Underground Conversion Project; and

WHEREAS, contract Change Order No. 3 has been prepared as follows:

Reason for change: Field changes as a result of customer's desires.

By virtue of such changes in the Contract, the following revisions shall be made in the Contract price:

Original Contract Price	\$1,187,282.99
Contract Price Increased by Change Order No. 1	\$16,773.75
Contract Price Increased by Change Order No. 2	\$44,538.05
Contract Price Decrease by Change Order No. 3	<u>-\$ 875.00</u>

Revised Contract Price\$1,247,719.79

NOW THEREFORE BE IT RESOLVED by the City Council of the City of Webster City, Iowa, that Change Order No. 3 to the 2020 Electrical Underground Conversion Project contract with Primoris Aevenia, Inc., Johnston, Iowa, as described above and attached hereto is hereby approved.

Passed and adopted this 18th day of October, 2021.

John Hawkins, Mayor

ATTEST: _____
Karyl K. Bonjour, City Clerk



Owner: City of Webster City
Contractor: Primoris T&D Services, LLC
Project: 2020 Electrical Underground Conversion Project
Date: September 22, 2021

Original Contract Amount	\$ 1,187,282.99
Previous Change Order Adjustments	\$ 61,311.80
Amount of this Change Order	\$ (875.00)
Current Value of Contract	\$ 1,247,719.79

Item	Description	Qty	Rate	Amount
201	Delete the installation of underground service to 141 Parkview			\$0.00
	Conduit Install	-1	\$ 500.00	(\$500.00)
	Service cable install	-1	\$ 375.00	(\$375.00)
				\$0.00
				\$0.00
				\$0.00
				\$0.00
				\$0.00
				\$0.00
				\$0.00
				\$0.00
				\$0.00
				\$0.00
				\$0.00
				\$0.00
				\$0.00
				\$0.00
				\$0.00
				\$0.00
				\$0.00
Total Value of Change Order				(\$875.00)

Allan Powers
Allan Powers, P.E.
P & E Engineering Co.

Date 9/22/2021

For Webster City _____ Date _____

Kyle Halse Date 9/24/21
For Primoris T&D Services

RESOLUTION NO. 2021 -

ACCEPTING WORK, AUTHORIZING PAYMENT OF FINAL ESTIMATE IN THE AMOUNT OF \$0.00 PAID NOW, WITH THE FINAL RETAINAGE IN THE AMOUNT OF \$61,554.74 TO BE PAID IN 30 DAYS TO PRIMORIS AEVENIA, INC. JOHNSTON, IOWA, FOR THE COMPLETION OF THE 2020 ELECTRICAL UNDERGROUND CONVERSION PROJECT

WHEREAS, on February 3, 2020, the City Council of the City of Webster City, Iowa, did enter into a contract with Primoris Aevenia, Inc. Johnston, Iowa, for completion of the 2020 Electrical Underground Conversion Project, and,

NOW THEREFORE BE IT RESOLVED by the City Council of the City of Webster City, Iowa, as follows:

1. That the work be accepted as recommended by the Public Works Director and Project Engineer.
2. That the final estimate in the amount of \$0.00 paid now and retainage in the amount of \$61,554.74 is authorized to be paid to Primoris Aevenia, Inc., Johnston, Iowa, thirty days from the date of this resolution

Passed and adopted this 18th day of October, 2021.

John Hawkins, Mayor

ATTEST: _____
Karyl K. Bonjour, City Clerk

RECOMMENDATION FOR PAYMENT

Owner: City of Webster City
Contractor: Primoris T & D Services, LLC
Project: 2020 Electrical Underground Conversion Project
Distribution Construction Contract
P&E Project No. 9731

Date of Application 8/2/2021
Application No. 14-R1
Invoice No. 400131-r1

Contract Amount	\$1,187,282.99
Change Order Adjustments	\$ 60,436.80
Current Value of Contract	\$ 1,247,719.79

Estimated Percentage of Completion	100.0%
Estimated Value of Completed Work	\$ 1,247,719.79

Less 5% Retainage

Total Amount Due Contractor	\$ 1,247,719.79
Less Previously Approved Applications	\$ 1,186,165.05

Amount Due with this Application	\$ 61,554.74
---	---------------------

(Payable to Primoris T&D Services, LLC)

Payment Remaining on Contract	\$ -
-------------------------------	------

All work has been completed.
This is the final payment on the Contract.



Allan Powers, P.E.
P & E Engineering Co.



Invoice

From : **Primoris T & D Services, LLC**
1760 South Stemmons Fwy Suite 300
Lewisville Tx, 75067

Bill to: **CITY OF WEBSTER CITY, IOWA**
400 SECOND STREET
WEBSET CITY, IA 50595 US
505956

Remit to: **Primoris T & D Services, LLC**
1760 S. Stemmons Fwy
Ste. 300
Lewisville, TX 75067

Cust #	Customer Ref	Invoice #	Invoice Date	Due Date	Disc Date	Terms
603196		400131-R1	09/24/21	10/23/21		Net 30 days

Mth/Trans	Line	Description	Contract	Item	Unit Price	Quantity	Amount
09/21 3,225	1	WEBSTER CITY, IA - 2020 UG CON	400131		1	0.000	61,554.74

Notes:

Retainage for Webster City, IA 2020 UG Conversion Project

Total	61,554.74
Sales Tax	
Less Retainage	
Total Due	61,554.74

City of Webster City
2020 Electrical Underground Conversion Project
Distribution Construction Contract

Activity	Contract See Payment Summaries dated 1/8/21 for Invoices -01 thru -06 and 5/10/20 for Invoices -07 thru -10												Invoice -11 May 2021				Invoice -12 June 2021				Invoice -13 July 2021				Invoice -14 Sept 2021			
	U/M	Price Per Unit	Bid Qty	Bid Price	CO1 Qty	CO1 Price	CO2 Qty	CO2 Price	CO3 Qty	CO3 Price	Total Qty	Total Price	Qty	Value	Qty to Date	Value to Date	Qty	Value	Qty to Date	Value to Date	Qty	Value	Qty to Date	Value to Date	Qty	Value	Qty to Date	Value to Date
Directional Drill	FT	\$ 22.55	19,925	\$449,308.75	825	\$18,603.75	85	\$1,916.75			20,835	\$469,829.25	210	\$4,735.50	21820	\$492,041.00		\$0.00	21820	\$492,041.00	-985	-\$22,211.75	20835	\$469,829.25		\$0.00	20835	\$469,829.25
Trench & Backfill	FT	\$ 14.55	255	\$3,710.25	25	\$363.75	20	\$291.00			300	\$4,365.00	85	\$1,236.75	280	\$4,074.00		\$0.00	280	\$4,074.00	20	\$291.00	300	\$4,365.00		\$0.00	300	\$4,365.00
Pull Conductor	FT	\$ 6.55	32,200	\$210,910.00	(125)	-\$818.75	210	\$1,375.50			32,285	\$211,466.75	9230	\$60,456.50	26275	\$172,101.25	5800	\$37,990.00	32075	\$210,091.25	210	\$1,375.50	32285	\$211,466.75		\$0.00	32285	\$211,466.75
Primary Splice	EA	\$ 500.00	8	\$4,000.00	2	\$1,000.00					10	\$5,000.00		\$0.00	0	\$0.00	3	\$1,500.00	3	\$1,500.00	7	\$3,500.00	10	\$5,000.00		\$0.00	10	\$5,000.00
Set Box Pads	EA	\$ 1,334.00	37	\$49,358.00							37	\$49,358.00	1	\$1,334.00	37	\$49,358.00		\$0.00	37	\$49,358.00		\$0.00	37	\$49,358.00		\$0.00	37	\$49,358.00
Concrete Pads	EA	\$ 1,900.00	1	\$1,900.00							1	\$1,900.00		\$0.00	1	\$1,900.00		\$0.00	1	\$1,900.00		\$0.00	1	\$1,900.00		\$0.00	1	\$1,900.00
Set Transformers	EA	\$ 850.00	38	\$32,300.00							38	\$32,300.00	7	\$5,950.00	38	\$32,300.00		\$0.00	38	\$32,300.00		\$0.00	38	\$32,300.00		\$0.00	38	\$32,300.00
Terminate Transformers	EA	\$ 2,010.00	38	\$76,380.00							38	\$76,380.00	7	\$14,070.00	38	\$76,380.00		\$0.00	38	\$76,380.00		\$0.00	38	\$76,380.00		\$0.00	38	\$76,380.00
Set Switchgear Pad	EA	\$ 1,505.00	2	\$3,010.00							2	\$3,010.00		\$0.00	0	\$0.00	1	\$1,505.00	1	\$1,505.00	1	\$1,505.00	2	\$3,010.00		\$0.00	2	\$3,010.00
Set Switchgear	EA	\$ 725.00	2	\$1,450.00							2	\$1,450.00		\$0.00	0	\$0.00	1	\$725.00	1	\$725.00	1	\$725.00	2	\$1,450.00		\$0.00	2	\$1,450.00
Terminate Switchgear	EA	\$ 2,210.00	2	\$4,420.00							2	\$4,420.00		\$0.00	0	\$0.00	1	\$2,210.00	1	\$2,210.00	1	\$2,210.00	2	\$4,420.00		\$0.00	2	\$4,420.00
Set & Terminate Junction Cabinet	EA	\$ 3,850.00	2	\$7,700.00	(1)	-\$3,850.00					1	\$3,850.00		\$0.00	0	\$0.00		\$0.00	0	\$0.00	1	\$3,850.00	1	\$3,850.00		\$0.00	1	\$3,850.00
Set Handhole	EA	\$ 1,015.00	10	\$10,150.00	2	\$2,030.00	(1)	-\$1,015.00			11	\$11,165.00		\$0.00	10	\$10,150.00	1	\$1,015.00	11	\$11,165.00		\$0.00	11	\$11,165.00		\$0.00	11	\$11,165.00
Set Pedestal	EA	\$ 1,015.00	42	\$42,630.00	1	\$1,015.00					43	\$43,645.00	6	\$6,090.00	43	\$43,645.00		\$0.00	43	\$43,645.00		\$0.00	43	\$43,645.00		\$0.00	43	\$43,645.00
Terminate Pedestal	EA	\$ 1,425.00	42	\$59,850.00							42	\$59,850.00	7	\$9,975.00	42	\$59,850.00		\$0.00	42	\$59,850.00		\$0.00	42	\$59,850.00		\$0.00	42	\$59,850.00
Primary Riser	EA	\$ 1,733.00	7	\$12,131.00							7	\$12,131.00		\$0.00	6	\$10,398.00	1	\$1,733.00	7	\$12,131.00		\$0.00	7	\$12,131.00		\$0.00	7	\$12,131.00
Secondary Riser	EA	\$ 785.00	50	\$39,250.00	(2)	-\$1,570.00	(3)	-\$2,355.00			45	\$35,325.00		\$0.00	39	\$30,615.00	5	\$3,925.00	44	\$34,540.00	1	\$785.00	45	\$35,325.00		\$0.00	45	\$35,325.00
Meter Riser	EA	\$ 700.00	8	\$5,600.00							8	\$5,600.00	7	\$4,900.00	9	\$6,300.00		\$0.00	9	\$6,300.00	-1	-\$700.00	8	\$5,600.00		\$0.00	8	\$5,600.00
Replace Existing Pedestal	EA	\$ 1,302.96					5	\$6,514.80			5	\$6,514.80	4	\$5,211.84	4	\$5,211.84		\$0.00	4	\$5,211.84	1	\$1,302.96	5	\$6,514.80		\$0.00	5	\$6,514.80
CO2, Item 108	EA	\$ 735.00					1	\$735.00			1	\$735.00						\$0.00			1	\$735.00	1	\$735.00		\$0.00	1	\$735.00
CO2, Item 117	EA	\$ 1,125.00					1	\$1,125.00			1	\$1,125.00						\$0.00			1	\$1,125.00	1	\$1,125.00		\$0.00	1	\$1,125.00
CO2, Item 118	EA	\$ 2,850.00					1	\$2,850.00			1	\$2,850.00						\$0.00			1	\$2,850.00	1	\$2,850.00		\$0.00	1	\$2,850.00
CO2, Item 121	EA	\$ 875.00					15	\$13,125.00			15	\$13,125.00						\$0.00			15	\$13,125.00	15	\$13,125.00		\$0.00	15	\$13,125.00
CO2, Item 122	EA	\$ 750.00					1	\$750.00			1	\$750.00						\$0.00			1	\$750.00	1	\$750.00		\$0.00	1	\$750.00
Wreck Out Existing OH	Lot	\$ 141,549.99	1	\$141,549.99							1	\$141,549.99		\$0.00	0.25	\$35,387.50		\$0.00	0.25	\$35,387.50	0.75	\$106,162.49	1	\$141,549.99		\$0.00	1	\$141,549.99
Mobilization	Lot	\$ 7,500.00	1	\$7,500.00							1	\$7,500.00		\$0.00	1	\$7,500.00		\$0.00	1	\$7,500.00		\$0.00	1	\$7,500.00		\$0.00	1	\$7,500.00
Demobilization	Lot	\$ 15,000.00	1	\$15,000.00							1	\$15,000.00		\$0.00	0	\$0.00		\$0.00	0	\$0.00	1	\$15,000.00	1	\$15,000.00		\$0.00	1	\$15,000.00
Total Base Contract				\$1,178,107.99		\$16,773.75		\$25,313.05				\$1,220,194.79		\$113,959.59		\$1,037,211.59		\$50,603.00		\$1,087,814.59		\$132,380.20		\$1,220,194.79		\$0.00		\$1,220,194.79
Unit Price Adders																												
Added UG Services (conduit)	EA	\$500.00	10	\$5,000.00		\$0.00	21	\$10,500.00	-1	-\$500.00	30	\$15,000.00	9	\$4,500.00	23	\$11,500.00	8	\$4,000.00	31	\$15,500.00		\$0.00	31	\$15,500.00	-1	-\$500.00	30	\$15,000.00
Added UG Services (cable)	EA	\$375.00	10	\$3,750.00		\$0.00	21	\$7,875.00	-1	-\$375.00	30	\$11,250.00	15	\$5,625.00	21	\$7,875.00		\$0.00	21	\$7,875.00	10	\$3,750.00	31	\$11,625.00	-1	-\$375.00	30	\$11,250.00
Excess Length	EA	\$85.00	5	\$425.00		\$0.00	10	\$850.00			15	\$1,275.00		\$0.00	6	\$510.00		\$0.00	6	\$510.00	9	\$765.00	15	\$1,275.00		\$0.00	15	\$1,275.00
Total Unit Price Adders				\$9,175.00		\$0.00		\$19,225.00				\$27,525.00		\$10,125.00		\$19,885.00		\$4,000.00		\$23,885.00		\$4,515.00		\$28,400.00		-\$875.00		\$27,525.00
Total Contract				\$1,187,282.99		\$16,773.75		\$44,538.05				\$1,247,719.79		\$124,084.59		\$1,057,096.59		\$54,603.00		\$1,111,699.59		\$136,895.20		\$1,248,594.79		-\$875.00		\$1,247,719.79
Retainage														\$6,204.23		\$52,854.83		\$2,730.15		\$55,584.98		\$6,844.76		\$62,429.74				
Total Due														\$117,880.36		\$1,004,241.76		\$51,872.85		\$1,056,114.61		\$130,050.44		\$1,186,165.05		-\$875.00		\$1,247,719.79
Due this invoice														\$117,880.36		\$117,880.36		\$51,872.85		\$51,872.86		\$130,050.44		\$130,050.44		-\$875.00		\$61,554.74
Remaining Payment																\$243,478.03				\$191,605.18				\$61,554.74				\$0.00

CERTIFICATE OF FINAL COMPLETION

Date Issued Sept. 22, 2021
Owner City of Webster City
Contractor Primoris T&D Services, LLC.
Project 2020 Electrical Underground Conversion Project
Distribution Construction Contract

This Certificate of Final Completion applies to all Work under the referenced Contract.

The Work to which this Certificate applies has been inspected by authorized representatives of Owner, Contractor, and Engineer, and that Work is hereby declared to be complete in accordance with the Contract Documents on Sept. 22, 2021 (Date of Final Completion) except for resolution of any and all outstanding claims for property damage related to this Contract against Primoris T&D Services; and delivery of marked up drawing sets to the Owner.

This Certificate does not constitute an acceptance of Work not in accordance with the Contract Documents, nor is it a release of Contractor's General Warranty and Guarantee under Paragraph 6.19 of the General Conditions of the Contract.

Issued by P & E Engineering Co. on Sept. 22, 2021 by Allan Powers.
(Printed Name)

Signed 

Accepted by Contractor on 9/24/21 by Kyle Halse.
(Printed Name)

Signed 

Accepted by Owner on _____ by _____.
(Printed Name)

Signed _____



MEMORANDUM

TO: Mayor and Council

FROM: Daniel Ortiz-Hernandez, City Manager
Ken Wetzler, Public Work director

DATE: October 8, 2021

RE: Change Order No. 2, 2021 Second Street Reconstruction Project

SUMMARY: This change order consists of adjusting the grade on east side of Overpass Drive Bridge for drainage erosion control. On Fair Avenue and First Street replacement of an intake and storm sewer pipe.

PREVIOUS COUNCIL ACTION: The Council Awarded the 2021 Second Street Reconstruction Project to Rasch Construction on February 1, 2021.

BACKGROUND/DISCUSSION: Reason for the Change Order is as follows. During installation of the watermain on Fair Avenue the storm sewer pipe was found to be collapsed and the connection intake was deteriorated to a point of replacement. The grading on the east side of Overpass Drive required modification due to a storm sewer pipe was found to go nowhere. Plus providing fall Hydraulic erosion control seeding.

Original contract with Rasch Construction Inc., Fort Dodge, IA	\$ 4,315,117.50
Change Order #1 Increase Approved May 3 rd	\$ 10,099.10
Change Order # 2 Increase	<u>\$ 8,022.00</u>
Revised Contract price	\$ 4,333,238.60

FINANCIAL IMPLICATIONS: Funding for the project will be from general obligation bonds.

RECOMMENDATION: Staff recommends approving the Change Order #2 per the attached resolution for the revised contract price of \$4,333,238.60.

ALTERNATIVES: No alternative are recommended

RESOLUTION NO. 2021 - _____

**APPROVING CHANGE ORDER NO. 2 TO THE
2021 SECOND STREET RECONSTRUCTION PROJECT WITH
RASCH CONSTRUCTION, INC., 1825 JOHNSON AVENUE, FORT DODGE, IOWA.**

WHEREAS, on February 1, 2021, the City of Webster City, Iowa did enter into a contract with Rasch Construction, Inc., 1825 Johnson Avenue, Fort Dodge, Iowa for completion of the 2021 Second Street Reconstruction Project.

WHEREAS, contract Change Order No. 2 has been prepared as follows:
Reason for change: grading adjustments on the east side of Overpass Drive, replacement of Storm sewer pipe and intake On Fair Avenue and First Street plus fall hydraulic seeding.

By virtue of such changes in the Contract, the following revisions shall be made in the Contract price:

Original Contract Price	\$4,315,117.50
Contract Price Increase Change Order No.1 May 3rd	\$10,099.10
Contract Price Increase	<u>\$ 8,022.00</u>
Revised Contract Price	\$4,333,238.60

NOW, THEREFORE BE IT RESOLVED by the City Council of the City of Webster City, Iowa, that Change Order No.2 to the 2021 Second Street Reconstruction Project contract with Rasch Construction, Inc., 1825 Johnson Avenue, Fort Dodge, Iowa, as described above and attached hereto is hereby approved.

Passed and adopted this 18th day of October, 2021.

John Hawkins, Mayor

ATTEST: _____
Karyl K. Bonjour, City Clerk

CHANGE ORDER NO. 2

OWNER: City of Webster City

PROJECT: 2021 Second Street
Reconstruction Project
S&A PROJECT #: 119.0463.01A

To: Rasch Construction Inc.
Contractor
1828 Johnson Avenue
Address
Fort Dodge, Iowa 50501
City, State, Zip

You are directed to make the following changes in this contract:

1. Description of change to be made:

Added bid items for storm sewer structure, storm sewer pipe, and temporary erosion control mix.

2. Reason for Change:

Revised grade changes to the south east side of Overpass Drive bridge and included an area intake for drainage. Replaced storm sewer pipe with 10" PVC at Fair Avenue and First Street due to water main improvements. Added erosion control mix for stabilization during the winter period.

3. Settlement for the cost of making the change shall be as follows:

Item No.	Item Description	Quantity	Unit	Unit Price	Total Price
4.28	Storm Sewer, Trenched, PVC, 10" Diameter (CI R-2 Bed)	24	LF	\$ 134.25	\$ 3,222.00
6.14	Intake Type SW-512, 24" Diameter	1	EA	\$ 2,800.00	\$ 2,800.00
9.24	Hydraulic Seeding, Fall Rye Mix	1.6	AC	\$ 1,250.00	\$ 2,000.00
TOTAL				\$	8,022.00

4. This change order will result in a net change in the contract completion time of 0 days and a net change in the cost of the project of \$8022.00 divided as follows:

	Contract Amount	Contract Completion Date
Approved funds and contract completion date as per (Engineer's Estimate, Contract or last approved C.O.)	\$4,325,216.60	October 31, 2021
Change due to this C.O. (+ or -)	\$8,022.00	0
Totals including this C.O.:	\$4,333,238.60	October 31, 2021

The change described herein is understood, and the terms of settlement are hereby agreed to:

Rasch Construction Inc.
CONTRACTOR
By Benjamin Kohnen

DATE: 10/08/2021

Snyder & Associates, Inc.
ENGINEER
By John W. Haldeman

DATE: 10/08/2021

City of Webster City
OWNER
By _____

DATE: _____



MEMORANDUM

TO: Mayor and City Council

FROM: Daniel Ortiz-Hernandez, City Manager
Matt Alcazar, Engineering Tech / Project Coordinator

DATE: October 12, 2021

RE: Concrete Panel Replacement Project

SUMMARY: We received one responsive Quote for the Concrete Panel Replacement Project. The Street Department Superintendent requests to proceed with the Des Moines and Webster Street intersection repair and the area of Columbia Street.

PREVIOUS COUNCIL ACTION: No previous action has been taken on this project.

BACKGROUND/DISCUSSION: The specs were sent out requesting quotes for the repair of the Des Moines Street and Webster Street intersection repair and panel replacement on Columbia Street. Specs and requests for quotes were sent to eleven contractors with only one submitting a bid. Some reasons why no additional quotes were received were because the project was not large enough for some contractors or availability resources were factors.

Quote Received:

Habhab Construction:

- Des Moines & Webster Intersection - \$32,788.00
 - Columbia Street Panel replacement - \$17,449.00
- Total - \$50,237.00

Funds for the concrete panel replacement project were anticipated to come out of the street department's operating budget miscellaneous contract services line item. The line item had originally budgeted \$128,000 which included \$50,000 for concrete panel replacement/repair. Due to other smaller concrete repair projects the street department has allocated approximately \$1,500-\$2,000 out of the \$50,000.

The only bid received came in \$237.00 above the original budgeted amount. Combined with funds committed to other smaller repair projects, there is not sufficient funds to complete both road sections desired. However, the street department line-item budget also anticipated possible minor improvements to Kendall Young Road by Kendall Young Park in the amount of \$2,000. This was in the event that other projects moved forward at Kendall Young Park, including the

extension of the bike trail. Due to various reasons, the bike trail to Kendall Young Road is on hold pending easements or alternative paths being secured. The minor improvements of Kendall Young Road can be eliminated or deferred to later years freeing up the allocated funds for the concrete panel replacement. Any additional funds required may be offset from other operating line items.

Des Moines Street and Webster Street Intersection is prioritized over Columbia Street should the project be partially funded. Given the difficulty in getting contractor bids for small scale projects, staff recommends moving forward with full bid received from Habhab Construction in the amount of \$50,237.00.

FINANCIAL IMPLICATIONS: Funding for this project is from the Street Department operations budget (\$50,000.00).

RECOMMENDATION: Staff recommends approval of the quote received by Habhab Construction, Webster City, Iowa for \$50,237.00 to repair the intersection of Des Moines and Webster Street and the area of Columbia Street.

ALTERNATIVES: The City Council could choose to cancel this project



Columbia Street Between High Street and Lyons Creek Bridge



Des Moines Street at Webster St



RESOLUTION NO. 2021 - ____

**APPROVING AND CONFIRMING PLANS, SPECIFICATIONS
AND FORM OF CONTRACT FOR THE
CONCRETE PANEL REPLACEMENT PROJECT, WEBSTER CITY, IOWA**

WHEREAS, this Council has heretofore approved plans, specifications and form of contract for the proposed construction of the Concrete Panel Replacement Project Webster City, Iowa, as described in the proposed plans and specifications and proposed form of contract for such Concrete Panel Replacement Project, Webster City, Iowa and the taking of quotes thereof; and

NOW THEREFORE IT IS RESOLVED by the Council of Webster City, Iowa, as follows:

That the plans, specifications and form of contract, referred to in the preamble hereof be and the same are hereby finally approved and the prior action of the Council approving them is hereby finally confirmed, and the aforementioned public improvement to be constructed in accordance with the plans, specifications and form of contract is necessary and desirable.

Passed and adopted this 18th day of October, 2021.

John Hawkins, Mayor

ATTEST: _____
Karyl K. Bonjour, City Clerk

RESOLUTION NO. 2021 - ____

**AWARDING CONTRACT FOR THE
CONCRETE PANEL REPLACEMENT PROJECT, WEBSTER CITY, IOWA**

WHEREAS, pursuant to the City of Webster City purchasing policy, quotes were received by this Council for the Concrete Panel Replacement Project, Webster City, Iowa; and,

WHEREAS, all of the said quotes have been carefully considered, and it is necessary and advisable that provision be made for the award of the contract for the project;

NOW, THEREFORE, IT IS RESOLVED by the City Council of the City of Webster City, Iowa, as follows:

SECTION 1. The quote for the project submitted by the following contractor is fully responsive to the plans and specifications for the project, heretofore approved by the Council, and is the lowest responsible quote received, such quote being as follows:

<u>NAME AND ADDRESS OF CONTRACTOR</u>	<u>AMOUNT OF BID</u>
Habhab Construction, Webster City, Iowa	\$50,237.00

SECTION 2. The contract for the Project be and the same is hereby awarded to such contractor at the total estimated cost set out above, the final settlement to be made on the basis of the unit prices therein set out and the actual final quantities of each class of materials furnished, the said contract to be subject to the terms of the aforementioned resolution, the plans and specifications and the terms of the bidder's written proposal.

SECTION 3. The Mayor and City Clerk are hereby authorized and directed to enter into a written contract with said contractor for the project.

BE IT FURTHER RESOLVED that said agreement is hereby approved upon being executed by both parties.

Passed and adopted this 18th day of October, 2021.

John Hawkins, Mayor

ATTEST:

Karyl K. Bonjour, City Clerk



1221 Third St. • P.O. Box 426 • Webster City, IA 50595
Phone (515) 832-3060 • FAX (515) 832-5554

QUOTE

Quote Number: 559

Quote Date: Oct 5, 2021

Page: 1

City of Webster City
400 Second Street
Webster City
ia. 50501

Description	Amount
Concrete panel replacement Bid	
.	
Location 1: des moines st and webster street	32,788.00
.	
Location 2: Columbia Street	17,449.00

Jeff Habhab Construction Inc.

Subtotal	50,237.00
Sales Tax	
TOTAL	50,237.00



MEMORANDUM

TO: Mayor and Council

FROM : Daniel Ortiz-Hernandez, City Manager
Biridiana Bishop, Assistant City Manager

DATE: October 18, 2021

RE: Set Public Hearing on proposal to enter into a Sewer Revenue Loan and Disbursement Agreement and to borrow money thereunder in a principal amount not to exceed \$2,000,000. (State Revolving Fund Planning and Design Loan for New Wastewater Treatment Facility Project)

SUMMARY:

On September 29, 2021, the City applied for a State Revolving Fund Planning and Design Loan in the amount of \$2,000,000 to cover the costs associated with planning, preliminary engineering, and design of the new Wastewater Treatment Facility. The application was approved by the Iowa Finance Authority on October 5, 2021 and will be placed on the Intended Use Plan scheduled for approval by the Environmental Protection Commission on December 14, 2021. The City must hold a public hearing and pass a resolution authorizing the City to execute the Loan and Disbursement Agreement.

PREVIOUS COUNCIL ACTION:

Council entered into an agreement with Bolton and Menk, Inc. for engineering services associated with the Wastewater Treatment Facility Improvement Project on December 16, 2019.

BACKGROUND/DISCUSSION:

In 2008, the City worked with Bolton and Menk to complete an Asset Management Plan for Water and Wastewater Treatment Facilities. When this plan was developed, City administrative staff and wastewater utility staff identified levels of service for the Wastewater Treatment Plant. The following seven levels of service were established in June 2008:

1. Comply with current National Pollutant Discharge Elimination System (NPDES) discharge permit limits.
2. Comply with projected NPDES discharge permit conditions:
 - a. Phosphorus discharge limits (projected compliance date: 2016)
 - b. Total nitrogen discharge limits (projected compliance date: 2016)
 - c. Endocrine disrupters (pharmaceutical products) limits (projected compliance date: 2028)
3. Provide capacity for future residential/commercial growth based on full development of land within the existing corporate limits (1,125 population increase or 120,000 gallons per day demand increase)
4. Provide 25% reserve or unallocated rated plant treatment capacity for future industrial growth (at plant or at new pretreatment plant) for recruiting new industrial users.
 - a. 375,000 gallons per day increase in Average Dry Weather design flow
 - b. 830 lbs CBOD (carbonaceous biochemical oxygen demand) per day increase

- c. 91 lbs TKN (total Kjeldahl nitrogen) per day increase
- 5. Treat all sanitary sewage with no raw wastewater bypasses.
- 6. Provide uninterrupted service during power outages.
- 7. Maintain efficient facility operation and minimize maintenance costs via adequate staff training.

In 2016, the City began planning for the construction of a new wastewater treatment plant. This is due to the existing plant requiring renovation, equipment upgrades, expansion of plant capacity, and addition of treatment processes for meeting new DNR nitrogen and phosphorus removal requirements. The current plant raw wastewater loading exceeds the plant rated design capacity. The City currently has no capacity to entertain any new industrial businesses requiring access to discharge. The existing wastewater treatment plant trickling filter and rotating biological contactor (RBC) process is also inadequate for removing nitrogen and phosphorus; therefore, expanding the RBC process is not feasible as it will not meet Department of Natural Resources (DNR) requirements to remove nitrogen and phosphorus. The City will need to move towards an activated sludge process to ensure compliance with DNR requirements.

The wastewater treatment plant location along the Boone River, the flood plain, and proximity within 1,000 feet of residential homes are also detrimental factors that prohibits any possible physical expansion. The current Iowa DNR standards, established in 1987, require a separation of 1,000 feet from the nearest inhabitable residence, commercial building, or other inhabitable structures. In addition, the 1987 standards specify the following with regards to flood protection:

"The treatment works structures, electrical and mechanical equipment shall be protected from physical damage by the one hundred (100) - year flood. Treatment works shall remain fully operational and accessible during the twenty-five (25) year flood, if practicable; lesser flood levels may be permitted dependent on local situations, but in no case shall less than a ten (10) year flood be used. This applies to new construction and should be considered for existing facilities undergoing major modification."

The term "100-year flood" means that, statistically speaking, a flood of that magnitude (or greater) has a 1 in 100 chance of occurring in any given year. Such flood events may occur more than once in a 100-year period. New standards proposed in May of 2021 by the DNR require consideration of the 500-year flood and require treatment works to remain fully operational and accessible during the 100-year flood versus 25-year flood as stated in the current standards.

The City and Bolton and Menk performed potential site evaluations and in late 2017, the City acquired the site deemed most favorable for the new Wastewater Treatment Facility on the southeast edge of the City. Since then, the City has obtained future design loads and flows from industrial users and provided the DNR with the design loading criteria for the new plant. The design loading criteria originally submitted to the DNR in 2020 reflected a 10% reserve capacity. City Council provided staff with direction to proceed with the original 25% reserve capacity outlined in the 2008 Asset Management Plan. The design loading criteria will need to be revised to reflect a 25% reserve capacity, pending review of the eligibility for financing the 25% reserve capacity.

Administrative City staff met with Bolton and Menk to review funding opportunities. The State Revolving Fund provides a three-year no interest loan to support cities through the planning and design of projects. The loan accrues no interest during the planning and design phase. Once the City is ready for construction, the planning and design loan can be rolled over into the State Revolving Fund construction loan if the City so chooses. The loan will accrue interest at the rate associated with the construction loan at time of construction loan closing. **If the City chooses to proceed with a USDA Water and Wastewater Loan for the construction of the Wastewater Treatment Plant, it must repay the planning and design loan at the time the City secures construction funding for the project.** The funds from the Planning and Design Loan can be used for costs incurred during the planning and design stage of the Wastewater Treatment Facility Project. Because the SRF construction loan funds are from a

federal program, actual construction cannot begin on the project until an appropriate environmental assessment has been completed and approved by Iowa DNR. City staff is working with Bolton and Menk to identify the most beneficial funding source for construction.

In order to execute the Loan and Disbursement Agreement with the Iowa Finance Authority for the SRF Planning and Design Loan, the City must hold a public hearing and pass a resolution authorizing the City to execute the Loan and Disbursement Agreement. The City's Bond Counsel is involved in this process and has helped City staff navigate the loan process. The City will appear on an approved Intended Use Plan project list under the quarterly update which will take place on December 14, 2021. Once the agreement has been executed by both the State Revolving Fund program and the City, the City can request reimbursement of costs incurred by submitting a Disbursement Requests with corresponding invoices.

FINANCIAL IMPLICATIONS:

The City may borrow up to \$2,000,000 for the planning and design of the City's new Wastewater Treatment Plant. At this time, it is estimated that the City may incur less than \$1,800,000 in costs associated with planning and design. However, it was recommended by Bolton and Menk to request a larger amount in the event the City requires additional funding for the planning and design portion of the project. This recommendation was made because the amount requested cannot be modified once the City enters into an agreement with the State. The City is only responsible for paying back whatever disbursements are requested from the State. If the City does not utilize the entire \$2,000,000 there is no penalty to the City.

RECOMMENDATION:

Set the Public Hearing for November 1, 2021 at 6:00 p.m.

ALTERNATIVES:

1. Do not set a public hearing and proceed with an alternate method of funding the Planning and Design of the Wastewater Treatment Facility
 - a. Issue General Obligation or Revenue Bond
 - b. Utilize Available Sewer Revenues
2. Do not set a public hearing and delay, modify or discontinue the progress towards a new Wastewater Treatment Facility

RESOLUTION NO. 2021 -

Resolution to fix a date for a public hearing on proposal to enter into a Sewer Revenue Loan and Disbursement Agreement and to borrow money thereunder in a principal amount not to exceed \$2,000,000

WHEREAS, the City of Webster City (the “City”), in Hamilton County, State of Iowa, did heretofore establish a Municipal Sanitary Sewer System (the “Utility”) in and for the City which has continuously supplied sanitary sewer service in and to the City and its inhabitants since its establishment; and

WHEREAS, the management and control of the Utility are vested in the City Council (the “Council”) and no board of trustees exists for this purpose; and

WHEREAS, the City now proposes to enter into a Sewer Revenue Loan and Disbursement Agreement (the “Agreement”) and to borrow money thereunder in a principal amount not to exceed \$2,000,000, pursuant to the provisions of Section 384.24A of the Code of Iowa, for the purpose of paying the cost, to that extent, of planning, designing and constructing improvements and extensions to the Utility (the “Project”), and it is necessary to fix a date of meeting of the City Council at which it is proposed to take action to enter into the Agreement and to give notice thereof as required by such law;

NOW, THEREFORE, Be It Resolved by the City Council of the City of Webster City, Iowa, as follows:

Section 1. This City Council shall meet on November 1, 2021, at the City Hall Council Chambers, in the City, at 6:05 o’clock p.m., at which time and place a hearing will be held and proceedings will be instituted and action taken to enter into the Agreement.

Section 2. The City Clerk is hereby directed to give notice of the proposed action on the Agreement setting forth the amount and purpose thereof, the time when and place where the said meeting will be held, by publication at least once, not less than four (4) and not more than twenty (20) days before the meeting, in a legal newspaper which has a general circulation in the City. The notice shall be in substantially the following form:

NOTICE OF PROPOSED ACTION TO INSTITUTE
PROCEEDINGS TO ENTER INTO A LOAN AND DISBURSEMENT AGREEMENT
IN A PRINCIPAL AMOUNT NOT TO EXCEED \$2,000,000

(SEWER REVENUE)

The City Council of the City of Webster City, Iowa, will meet on November 1, 2021, at the City Hall Council Chambers, in the City, at 6:05 o'clock p.m., for the purpose of instituting proceedings and taking action to enter into a loan and disbursement agreement (the "Agreement") and to borrow money thereunder in a principal amount not to exceed \$2,000,000, for the purpose of paying the cost, to that extent, of planning, designing and constructing improvements and extensions to the City's Municipal Sanitary Sewer System.

The Agreement will not constitute a general obligation of the City, nor will it be payable in any manner by taxation but, together with any additional obligations of the City as may be hereafter issued and outstanding from time to time ranking on a parity therewith, will be payable solely and only from the Net Revenues of the Municipal Sanitary Sewer System of the City.

At the aforementioned time and place, oral or written objections may be filed or made to the proposal to enter into the Agreement. After receiving objections, the City may determine to enter into the Agreement, in which case, the decision will be final unless appealed to the District Court within fifteen (15) days thereafter.

By order of the City Council of the City of Webster City, Iowa.

Karyl Bonjour
City Clerk

Section 3. Pursuant to Section 1.150-2 of the Income Tax Regulations (the “Regulations”) of the Internal Revenue Service, the City declares (a) that it intends to undertake the Project which is reasonably estimated to cost approximately \$2,000,000, (b) that other than (i) expenditures to be paid or reimbursed from sources other than the issuance of bonds, notes or other obligations (the “Bonds”), or (ii) expenditures made not earlier than 60 days prior to the date of this Resolution or a previous intent resolution of the City, or (iii) expenditures amounting to the lesser of \$100,000 or 5% of the proceeds of the Bonds, or (iv) expenditures constituting preliminary expenditures as defined in Section 1.150-2(f)(2) of the Regulations, no expenditures for the Project have heretofore been made by the City and no expenditures will be made by the City until after the date of this Resolution or a prior intent resolution of the City, and (c) that the City reasonably expects to reimburse the expenditures made for costs of the City out of the proceeds of the Bonds. This declaration is a declaration of official intent adopted pursuant to Section 1.150-2 of the Regulations.

Section 4 All resolutions or parts of resolutions in conflict herewith are hereby repealed to the extent of such conflict.

Section 5. This resolution shall be in full force and effect immediately upon adoption and approval, as provided by law.

Passed and approved this October 18, 2021.

John Hawkins, Mayor

Attest:

Karyl K. Bonjour, City Clerk

WATER PLANT REPORT FOR THE MONTH OF September

(Production Month-August 2021 Billing Month (Due) - September 2021

	MONTH September	Year to Date 2021	MONTH September	Year to Date 2020
Total Gallons Pumped from WellsInf	26,857,000	218,600,000	27,705,000	221,772,000
Average Gallons Pumped	(895,233)		(923,500)	
Gallons for Sludge	98,700	672,100	82,250	512,300
Total Gallons to Water Plant	26,758,300	217,927,900	27,622,750	221,259,700
Gallons to Distribution System From From Water Plant (Effluent reading)	29,992,000	249,779,000	30,557,000	236,684,000
TOTAL TO SYSTEM - CUBIC FEET	4,009,347	33,390,593	4,084,876	31,640,046
Billed by Clerk's Office to Customers Cubic Feet	2,836,000	23,426,400	2,896,200	22,955,100
Billed by City Departments Cubic Feet	264,700 3,100,700	2,267,300 25,693,700	226,200 3,122,400	1,821,600 24,776,700
Used by City Departments, but not billed-estimated Cubic Feet				
Fire	0	0	0	0
Meter	0	0	0	0
Sew. Disp.	0	0	0	0
Street,Water,SewerDistribution,Line Est (main breaks,hydrant flush,sewer, valve rpr,w.tower, line dept	13,368	208,273	13,368	205,215
Water Plant filter backwash	127,050	1,143,450	127,050	1,143,450
Ground storage tank loss				
Recreation-Drink.Fount.	4,400	22,441	4,400	22,441
Cemetery	400	2,000	400	2,000
Change in Distribution System	0	0	0	0
Used by Contractor	0	0	0	0
CUBIC FEET UNACCOUNTED FOR	763,429	6,320,729	817,258	5,490,240
Percentage of Unaccounted for	19.04%	18.19%	20.01%	17.35%

NOTE: 42 loads of lime sludge
hailed to farm ground

NOTE: 35 loads of lime sludge
hailed to farm ground

REMARKS:

WATER UTILITY PRODUCTION SALES & USAGE 2021

Prod Mo.	Billing Month (Due)	Month to Distribution System C/F	Month Billed & Unbilled Usage C/F	Month Unaccounted For C/F	Month Unaccounted For %	Yr to Date To Distribution System C/F	Yr to Date Billed & Unbilled C/F	Yr To Date Unaccounted For C/F	Yr To Date Unaccounted For %
Dec	Jan 2021	3,127,323	2,715,312	412,011	13.17%	3,127,323	2,715,312	412,011	13.17%
Jan	Feb 2021	3,219,028	2,579,526	639,502	19.87%	6,346,351	5,294,838	1,051,513	16.57%
Feb	Mar 2021	3,055,269	2,643,718	411,551	13.47%	9,401,620	7,938,556	1,463,064	15.56%
Mar	Apr 2021	3,629,427	2,729,218	900,209	24.80%	13,031,047	10,667,774	2,363,273	18.14%
Apr	May 2021	3,610,311	2,946,865	663,446	18.38%	16,641,358	13,614,639	3,026,719	18.19%
May	Jun 2021	3,942,640	3,290,418	652,222	16.54%	20,583,998	16,905,057	3,678,941	17.87%
June	July 2021	4,452,364	3,454,097	998,267	22.42%	25,036,362	20,359,154	4,677,208	18.68%
July	Aug 2021	4,344,885	3,449,065	895,820	20.62%	29,381,246	23,823,946	5,557,300	18.19%
Aug	Sep 2021	4,009,347	3,245,918	763,429	19.04%	33,390,593	27,069,864	6,320,729	18.19%
Sep	Oct 2021								
Oct	Nov 2021								
Nov	Dec 2021								

TOTALS

33,390,594 27,054,137 6,336,457

Billings & Usage

By Type of Service-C/F

Used by City Dep
i.e. water breaks
flush.etc.

Previous
Year

Previous
Year
Produced

	Commercial	Industrial	City Depts.	Residential	Not metered	Total		
Jan 2021	626,700	436,700	143,200	1,357,600	151,112	2,715,312	2,720,638	3,201,248
Feb 2021	624,000	362,200	144,000	1,234,000	215,326	2,579,526	2,535,719	3,223,038
Mar 2021	728,300	365,900	188,000	1,221,100	140,418	2,643,718	2,453,999	3,046,847
Apr 2021	679,000	426,400	260,800	1,222,600	140,418	2,729,218	2,601,518	3,335,330
May 2021	869,200	391,700	230,100	1,310,500	145,365	2,946,865	2,787,765	3,234,401
Jun 2021	976,600	387,600	355,600	1,425,400	145,218	3,290,418	2,963,218	3,452,166
July 2021	881,900	546,000	327,100	1,567,100	145,365	3,467,465	3,334,266	3,851,738
Aug 2021	853,100	557,900	353,800	1,538,900	145,365	3,449,065	3,485,065	4,210,402
Sep 2021	872,400	541,200	264,700	1,422,400	145,218	3,245,918	3,267,618	4,084,876
Oct 2021								
Nov 2021								
Dec 2021								

TOTALS

7,111,200 4,015,600 2,267,300 12,299,600 1,373,805 27,067,505 26,149,806 31,640,046

BILLING AMOUNT

	Commercial Sales	Industrial Sales	City Depts. Sales	Residential Sales	City Depts Not Sold	TOTAL SALES	PREVIOUS YEAR
Jan 2021	\$30,188.90	\$14,925.32	\$5,080.34	\$101,377.49	N/C	\$151,572.05	\$ 149,828.76
Feb 2021	\$29,963.33	\$12,609.74	\$5,074.60	\$94,366.33	N/C	\$142,014.00	\$ 143,415.60
Mar 2021	\$33,990.49	\$12,717.93	\$6,436.20	\$93,238.68	N/C	\$146,383.30	\$ 137,776.78
Apr 2021	\$32,191.82	\$14,582.18	\$8,753.43	\$94,849.40	N/C	\$150,376.83	\$ 146,410.51
May 2021	\$38,998.21	\$13,578.69	\$7,892.97	\$99,023.24	N/C	\$159,493.11	\$ 154,945.98
Jun 2021	\$41,995.21	\$13,388.92	\$11,897.62	\$104,969.16	N/C	\$172,250.91	\$ 160,774.02
July 2021	\$38,541.66	\$18,474.10	\$10,979.17	\$111,259.81	N/C	\$179,254.74	\$ 174,128.34
Aug 2021	\$38,469.14	\$18,826.23	\$11,866.96	\$110,082.11	N/C	\$179,244.44	\$ 179,013.97
Sep 2021	\$38,813.11	\$18,314.74	\$8,904.59	\$104,774.53	N/C	\$170,806.97	\$ 171,917.33
Oct 2021							
Nov 2021							
Dec 2021							

TOTALS

\$323,151.87 \$137,417.85 \$76,885.88 \$913,940.75 \$1,451,396.35 \$1,418,211.29

Number of Customers

	Commercial	Industrial	City Depts.	Residential		Previous Year
Jan 2021	346	9	13	3,167	3,535	3,532
Feb 2021	344	8	13	3,169	3,534	3,516
Mar 2021	354	8	13	3,170	3,545	3,523
Apr 2021	352	8	16	3,190	3,566	3,547
May 2021	353	8	17	3,182	3,560	3,538
Jun 2021	355	8	17	3,194	3,574	3,560
July 2021	355	8	17	3,200	3,580	3,552
Aug 2021	354	8	17	3,192	3,571	3,555
Sept 2021	353	8	16	3,192	3,569	3,570
Oct 2021						
Nov 2021						
Dec 2021						

ELECTRIC REPORT FOR THE MONTH OF SEPTEMBER 2021

(Production Month- August 2021; Billing Month (Due) - September 2021)

	<u>MONTH September</u>	<u>Year to Date 2021</u>	<u>MONTH September</u>	<u>Year to Date 2020</u>
TOTAL PURCHASED POWER K.W.	10,865,922	83,132,038	10,508,151	81,402,432
Gross K.W. Generated For Maint.	0	0	0	29,610
For Corn Belt	36,780	96,510	0	0
Station Power K.W.	15,275	177,008	11,156	145,185
NET K.W.TO BOARD	10,850,647	82,955,030	10,496,995	81,257,247
Billed by Clerk's Office to Customers K.W:				
Commercial Sales	2,501,592	20,303,547	2,289,625	19,083,420
Industrial Sales	2,909,667	23,883,280	2,887,352	23,369,704
Residential Sales	3,523,776	25,986,937	3,273,746	25,692,886
Sales for Resale-Wholesale	776,100	6,378,500	753,700	6,426,700
City Departments & Street Lights	361,858	3,591,842	376,982	3,710,018
KILOWATTS UNACCOUNTED	<u>777,654</u>	<u>2,810,924</u>	<u>915,590</u>	<u>2,974,519</u>
Percentage of Unaccounted for	7.17%	3.39%	8.72%	3.66%

LOAD COMPARISON	<u>2021</u>	<u>2020</u>
Peak K.W. Demand	22,524	23,200
Purchased Power	10,865,922	10,508,151
Net to Board	10,850,647	10,496,995

REMARKS:

**CITY OF WEBSTER CITY, IOWA - UTILITY REPORT
ELECTRIC UTILITY PURCHASES & SALES - 2021**

Purch. Power Period	Billing Month (Due)	Month Purch.Power kWh	Pur Pwr lessStaPwr = Net to Board kWh	Month Billed KWh less StaPwr	Col D Net to Board less Col E Mo billed Mo Unaccountec For	Month Unaccounted For %	Yr To Date Purch.Power less sta pwrkWh	Yr To Date Billed &SPwr kWh	Yr To Date Unaccounted kWh	Yr To Date Unaccounted For %
Dec	Jan 2021	9,160,377	9,140,322	9,054,143	86,179	0.94%	9,140,322	9,054,143	86,179	0.94%
Jan	Feb 2021	8,989,280	8,966,832	8,695,766	271,066	3.02%	18,107,154	17,749,909	357,245	1.97%
Feb	Mar 2021	8,875,731	8,833,799	8,260,627	573,172	6.49%	26,940,953	26,010,536	930,417	3.45%
Mar	Apr 2021	8,270,547	8,247,952	7,772,615	475,337	5.76%	35,188,905	33,783,151	1,405,754	3.99%
Apr	May 2021	7,517,255	7,504,061	7,358,997	145,064	1.93%	42,692,966	41,142,148	1,550,818	3.63%
May	Jun 2021	8,002,656	7,989,581	8,326,004	(336,423)	-4.21%	50,682,547	49,468,152	1,214,395	2.40%
Jun	July 2021	10,584,348	10,571,992	10,242,340	329,652	3.12%	61,254,539	59,710,492	1,544,047	2.52%
July	Aug 2021	10,865,922	10,849,844	10,360,621	489,223	4.51%	72,104,383	70,071,113	2,033,270	2.82%
Aug	Sept 2021	10,865,922	10,850,647	10,072,993	777,654	7.17%	82,955,030	80,144,106	2,810,924	3.39%
Sep	Oct 2021									
Oct	Nov 2021									
Nov	Dec 2021									

TOTALS 83,132,038 82,955,030 80,144,106 2,810,924

Billings By Type of Serv-kWh	Commercial	Industrial	City Depts & Street Lights	Residential	Wholesale	Station Power-N/C	Billed & Sta. Pwr Total	Previous Year Bill&Sta.Pwr Tot
Jan 2021	2,067,683	2,683,800	457,490	2,898,070	947,100	20,055	9,074,198	8,888,956
Feb 2021	2,304,708	2,407,337	446,022	2,911,099	626,600	22,448	8,718,214	8,844,625
Mar 2021	2,287,852	2,352,157	425,878	2,489,540	705,200	41,932	8,302,559	7,711,547
Apr 2021	1,976,917	2,721,476	405,038	2,073,484	595,700	22,595	7,795,210	7,626,489
May 2021	1,927,561	2,583,181	352,761	1,917,494	578,000	13,194	7,372,191	7,285,904
Jun 2021	2,162,897	2,467,709	405,164	2,755,934	534,300	13,075	8,339,079	7,472,839
July 2021	2,625,616	2,826,661	360,364	3,649,199	780,500	12,356	10,254,696	10,228,882
Aug 2021	2,448,721	2,931,292	377,267	3,768,341	835,000	16,078	10,376,699	10,776,110
Sep 2021	2,501,592	2,909,667	361,858	3,523,776	776,100	15,275	10,088,268	9,592,561
Oct 2021								
Nov 2021								
Dec 2021								

TOTALS 20,303,547 23,883,280 3,591,842 25,986,937 6,378,500 177,008 80,321,114 78,427,913

BILLING AMOUNT	Commercial Sales	Industrial Sales	City Depts. & St. Light Sales	Residential Sales	Wholesale Sales	Station Power	TOTAL SALES	PREVIOUS YEAR
Jan 2021	\$247,539.39	\$252,774.59	\$47,689.13	\$372,724.09	\$82,729.97	N/C	\$1,003,457.17	\$964,047.71
Feb 2021	\$269,389.33	\$217,887.74	\$47,528.00	\$374,166.41	\$64,232.34	N/C	\$973,203.82	\$987,081.59
Mar 2021	\$268,046.73	\$227,271.24	\$45,696.33	\$334,734.31	\$69,282.99	N/C	\$945,031.60	\$896,470.43
Apr 2021	\$238,032.45	\$240,873.32	\$43,348.60	\$295,391.22	\$58,552.14	N/C	\$876,197.73	\$877,841.63
May 2021	\$233,873.13	\$220,897.19	\$39,114.93	\$280,391.78	\$57,173.69	N/C	\$831,450.72	\$810,754.73
Jun 2021	\$256,725.84	\$215,533.33	\$43,806.20	\$360,297.17	\$59,409.71	N/C	\$935,772.25	\$869,292.05
July 2021	\$300,867.52	\$257,130.21	\$39,853.47	\$445,558.97	\$77,766.94	N/C	\$1,121,177.11	\$1,093,886.76
Aug 2021	\$286,331.29	\$243,886.59	\$41,558.59	\$460,415.21	\$81,664.54	N/C	\$1,113,856.22	\$1,130,833.96
Sep 2021	\$291,736.14	\$255,494.59	\$40,187.93	\$436,513.79	\$77,171.23			
Oct 2021								
Nov 2021								
Dec 2021								

TOTALS \$2,392,541.82 \$2,131,748.80 \$388,783.18 \$3,360,192.95 \$627,983.55 \$8,901,250.30 \$7,630,208.86

Number of Customers	Commercial	Industrial	City Depts & St. Lights	Residential	Wholesale	Total	Previous Year
Jan 2021	519	8	44	3,872	3	4,446	4,441
Feb 2021	514	7	44	3,870	3	4,438	4,426
Mar 2021	518	7	44	3,874	3	4,446	4,460
Apr 2021	513	7	48	3,903	3	4,474	4,469
May 2021	521	7	48	3,883	3	4,462	4,446
Jun 2021	519	7	47	3,891	3	4,467	4,456
July 2021	519	7	47	3,908	3	4,484	4,471
Aug 2021	518	7	47	3,886	3	4,461	4,464
Sep 2021	520	7	47	3,888	3	4,465	4,476
Oct 2021							
Nov 2021							
Dec 2021							

WASTEWATER TREATMENT PLANT REPORT FOR THE MONTH OF SEPTEMBER 2021

	MONTH September	Year to Date 2021	MONTH September	Year to Date 2020	
Total gallons flow	26,435,000	259,933,500	27,409,000	391,816,000	gal
Average daily flow	881,000		913,633		gal/da
Percentage treated	100		100		%
Total gallons raw sludge	111,661	1,116,188	116,468	1,122,575	gal
Total gallons digested sludge out	0		0		gal
Total gallons sludge transferred to storage tank	162,620		153,220		gal
Total gallons supernatant returned	78,020		0		gal
Methane gas produced	28,178		30,104		cu.ft.
Average effluent CBOD (25 mg/l aver. 40 mg/l max.)	13.6		16.7		mg/l
Number of days max. limit was exceeded	0		0		da
Average % removal	96.9		95		%
Average effluent suspended solids (30 mg/l aver. 45 mg/l max.)	9.55		11.2		mg/l
Number of days max. limit was exceeded	0		0		da
Average percent removal	97.1		96.4		%
Average effluent ammonia nitrogen "Sept 1.0 mg/l average, 16.5 mg/l max. limitation)	0		0.37		mg/l
Number of days max. limit was exceeded	0		0		da





Webster City															
July 2021 Financial Report															
As of July 31, 2021															
Fund Code		Fund Name	Beginning Cash Balance	Beginning Investment Balance	Monthly Revenues	Investments Cashed	Transfers	Monthly Expenditures	Investments Purchased	Ending Cash Balance Before Adjustments	Cash Proof	Balance Sheet Adjustments	Ending Cash Balance	Ending Investment Balance	Treasurer's Ending Balance
General Fund															
100	100	General	3,145,731.90	-	(108,466.80)	-	-	436,214.84	-	2,601,050.26	3,813,855.15	(397,810.46)	2,203,239.80	-	2,203,239.80
	100A	Govern. Equip. Replacement	332,121.60	-	275,046.66	-	-	54,597.25	-	552,571.01	-	-	552,571.01	-	552,571.01
	100B	Govern Economic Development	1,057,385.77	-	658.57	-	-	-	-	1,058,044.34	-	-	1,058,044.34	-	1,058,044.34
		Subtotal-General Fund	4,535,239.27	-	167,238.43	-	-	490,812.09	-	4,211,665.61	3,813,855.15	(397,810.46)	3,813,855.15	-	3,813,855.15
Special Revenue Funds															
200	200	FICA - IPERS	66,436.23	-	-	-	-	24,166.00	-	42,270.23	41,754.70	(515.53)	41,754.70	-	41,754.70
201	201	Workers compensation	156,503.99	-	-	-	-	-	-	156,503.99	160,150.77	3,646.78	160,150.77	-	160,150.77
202	202	Medical/Flex Insurance	166,715.88	-	(0.01)	-	-	62,012.56	-	104,703.31	102,252.79	(2,450.52)	102,252.79	-	102,252.79
203	203	Unemployment Compensation	19,595.93	-	0.01	-	-	5,870.70	-	13,725.24	13,748.22	22.98	13,748.22	-	13,748.22
204	204	Road Use Tax	1,620,641.22	-	1,087.28	-	-	161,201.01	-	1,460,527.49	1,473,627.37	13,099.88	1,473,627.37	-	1,473,627.37
205	205	Airport Commission	555,907.14	-	(105,741.80)	-	-	3,930.51	-	446,234.83	550,879.99	104,645.16	550,879.99	-	550,879.99
208	208	Hotel/Motel Sales Tax	254,583.17	-	(27,839.75)	-	-	-	-	226,743.42	254,741.74	27,998.32	254,741.74	-	254,741.74
209	209	Emergency Levy Fund	-	-	-	-	-	-	-	-	2,320.79	2,320.79	2,320.79	-	2,320.79
210	210	Police/Fire Retirement Trust Fund	89,905.33	-	48.56	-	-	24,197.18	-	65,756.71	64,859.99	(896.72)	64,859.99	-	64,859.99
211	211	DARE Trust	-	-	-	-	-	-	-	-	-	-	-	-	-
212	212	Seized Property Trust	-	-	-	-	-	-	-	-	-	-	-	-	-
214	214	K9 Trust	74.26	-	-	-	-	-	-	74.26	74.26	-	74.26	-	74.26
216	216	Police Reserve Officers Fund	3,531.80	-	2.20	-	-	-	-	3,534.00	3,534.00	-	3,534.00	-	3,534.00
217	217	Wilson Brewer Park/Depot Foundation	6,789.20	-	4.23	-	-	-	-	6,793.43	6,793.43	-	6,793.43	-	6,793.43
218	218	Webster City Pride Committee	4,251.69	-	-	-	-	-	-	4,251.69	4,251.69	-	4,251.69	-	4,251.69
219	219	Kendall Young Scout Lodge	2,765.78	-	1.72	-	-	-	-	2,767.50	2,767.50	-	2,767.50	-	2,767.50
220	220	Economic Development Revolving	191,419.49	-	135.52	-	-	-	-	191,555.01	205,642.74	14,087.73	205,642.74	-	205,642.74
228	228	Low/Moderate Income Revolving	502,208.61	-	422.15	-	-	8,000.00	-	494,630.76	495,282.60	651.84	495,282.60	-	495,282.60
229	229	WC Comercial Rehab Rev Loan Program	151,472.04	-	94.34	-	-	-	-	151,566.38	151,566.38	-	151,566.38	-	151,566.38
231	231	CDBG Housing Rehab	16.90	-	-	-	-	16.90	-	16.90	16.90	-	16.90	-	16.90
232	232	B.L.U.E.	2,443.97	-	1.52	-	-	-	-	2,445.49	2,445.49	-	2,445.49	-	2,445.49
240	240	USDA Revolving Loan Fund	185,916.28	-	194.49	-	-	-	-	186,110.77	189,110.77	3,000.00	189,110.77	-	189,110.77
250	250	TIF - Riverview	6.79	-	-	-	-	-	-	6.79	3,136.48	3,129.69	3,136.48	-	3,136.48
251	251	TIF- HyVee	3,728.68	-	2.32	-	-	-	-	3,731.00	3,731.00	-	3,731.00	-	3,731.00
255	255	TIF - Brewer Creek Estates	734.44	-	0.46	-	-	-	-	734.90	734.90	-	734.90	-	734.90
260	260	SSMID	30,086.97	-	-	-	-	-	-	30,086.97	28,974.19	(1,112.78)	28,974.19	-	28,974.19
265	265	TIF - Struchen	-	-	-	-	-	-	-	-	-	-	-	-	-
268	268	TIF - SE Development Park Project	(20,998.39)	-	-	-	-	-	-	(20,998.39)	(20,998.39)	-	(20,998.39)	-	(20,998.39)
272	272	TIF - Mitchell Machine	84.63	-	-	-	-	-	-	84.63	84.63	-	84.63	-	84.63
281	281	TIF - Gourley Subdivision	-	-	-	-	-	-	-	-	-	-	-	-	-
282	282	TIF - SW Watermain Improvement	1.96	-	-	-	-	-	-	1.96	1.96	-	1.96	-	1.96
283	283	TIF - Town & Country (FSB)	13,708.46	-	8.54	-	-	-	-	13,717.00	13,717.00	-	13,717.00	-	13,717.00
284	284	TIF - Fareway Stores	7,114.33	-	4.43	-	-	-	-	7,118.76	7,118.76	-	7,118.76	-	7,118.76
285	285	TIF - First State Bank	6,271.62	-	3.91	-	-	-	-	6,275.53	6,275.53	-	6,275.53	-	6,275.53
286	286	TIF - Infinity Services LLC	50,640.18	-	31.54	-	-	-	-	50,671.72	50,671.72	-	50,671.72	-	50,671.72
287	287	TIF - Webster City Federal	16,977.33	-	10.57	-	-	-	-	16,987.90	16,987.90	-	16,987.90	-	16,987.90
288	288	TIF - Van Diest Medical Center	(2,500.00)	-	-	-	-	-	-	(2,500.00)	(2,500.00)	-	(2,500.00)	-	(2,500.00)
289	289	TIF - 2013 Medical Complex URA-KTJ (Shopko)	55,776.68	-	34.74	-	-	-	-	55,811.42	55,811.42	-	55,811.42	-	55,811.42
290	290	TIF - 3DK Enterprises	11,074.71	-	6.90	-	-	-	-	11,081.61	11,081.61	-	11,081.61	-	11,081.61
291	291	TIF - 2016 Industrial - WC Custom Meats	(896.55)	-	-	-	-	-	-	(896.55)	(896.55)	-	(896.55)	-	(896.55)
292	292	TIF - Mary Ann's	-	-	-	-	-	-	-	-	-	-	-	-	-
293	293	TIF - Tasler's	(1,500.00)	-	-	-	-	-	-	(1,500.00)	(1,500.00)	-	(1,500.00)	-	(1,500.00)
294	294	TIF - Ridge Development	1,333.12	-	-	-	-	-	-	1,333.12	1,333.12	-	1,333.12	-	1,333.12
295	295	TIF - Gary & Brenda Fox	-	-	-	-	-	-	-	-	-	-	-	-	-
		Subtotal - Special Revenue Funds	4,152,823.87	-	(131,486.13)	-	-	289,377.96	-	3,731,959.78	3,899,587.40	167,627.62	3,899,587.40	-	3,899,587.40
Debt Service Fund															
300	300	Debt Service	508,170.95	-	9,470.82	-	-	9,154.30	-	508,487.47	530,909.11	22,421.64	530,909.11	-	530,909.11
		Subtotal - Debt Service Fund	508,170.95	-	9,470.82	-	-	9,154.30	-	508,487.47	530,909.11	22,421.64	530,909.11	-	530,909.11
Fiduciary & Agency Funds															
400	400	Joe E. Barr Trust	1,658.50	-	-	-	-	-	-	1,658.50	1,629.97	(28.53)	1,629.97	-	1,629.97
401	401	Edgar Foster Trust	1,944.55	-	-	-	-	-	-	1,944.55	1,916.02	(28.53)	1,916.02	-	1,916.02
402	402	Calvary Cemetery Trust	5,112.28	-	-	-	-	-	-	5,112.28	5,112.28	-	5,112.28	-	5,112.28
403	403	Zella Silvers Trust	2,966.12	-	-	-	-	-	-	2,966.12	2,937.58	(28.54)	2,937.58	-	2,937.58
411	411	Mulberry Church	15,136.13	-	9.43	-	-	-	-	15,145.56	15,145.56	-	15,145.56	-	15,145.56
412	412	Youth Advisory	160.00	-	-	-	-	-	-	160.00	160.00	-	160.00	-	160.00
430	430	RAGBRAI	9,932.34	-	-	-	-	-	-	9,932.34	9,932.34	-	9,932.34	-	9,932.34
		Subtotal - Fiduciary & Agency Funds	36,909.92	-	9.43	-	-	-	-	36,919.35	36,833.75	(85.60)	36,833.75	-	36,833.75

Webster City															
July 2021 Financial Report															
As of July 31, 2021															
Fund Code	Fund Name	Beginning Cash Balance	Beginning Investment Balance	Monthly Revenues	Investments Cashed	Transfers	Monthly Expenditures	Investments Purchased	Ending Cash Balance Before Adjustments	Cash Proof	Balance Sheet Adjustments	Ending Cash Balance	Ending Investment Balance	Treasurer's Ending Balance	
Permanent Fund															
404	404 Perpetual Care Trust (Non-exp.)	447,878.93	-	(957.60)	-	-	-	-	446,921.33	447,878.93	957.60	447,878.93	-	447,878.93	
	Subtotal - Permanent Fund	447,878.93	-	(957.60)	-	-	-	-	446,921.33	447,878.93	957.60	447,878.93	-	447,878.93	
Capitol Project Funds															
500	500 Capital Improvement Reserve	2,348,595.02	-	1,868.10	780,859.90	-	-	-	3,131,323.02	2,421,310.09	(710,012.93)	2,421,310.09	(780,859.90)	1,640,450.19	
502	502 Brewer Creek Estates	0.75	-	-	-	-	-	-	0.75	0.75	-	0.75	-	0.75	
503	503 Boone River Trail	(2,165.00)	-	-	-	-	-	-	(2,165.00)	(2,165.00)	-	(2,165.00)	-	(2,165.00)	
504	504 Second Street Reconstruction	(545,414.75)	-	-	-	-	-	-	(545,414.75)	(545,414.75)	-	(545,414.75)	-	(545,414.75)	
506	506 Sidewalk Improvement Fund	46,157.67	-	28.75	-	-	-	-	46,186.42	46,186.42	-	46,186.42	-	46,186.42	
525	525 Annual Street Maintenance	623,199.00	-	-	-	-	(561,123.92)	-	1,184,322.92	601,097.27	(583,225.65)	601,097.27	-	601,097.27	
527	527 Public Railroad Crossings	149.30	-	-	-	-	-	-	149.30	149.30	-	149.30	-	149.30	
528	528 Bridge Improvements	27,476.36	-	-	-	-	-	-	27,476.36	26,983.86	(492.50)	26,983.86	-	26,983.86	
531	531 E Second St Sidewalk/Street Improvements	-	-	-	-	-	-	-	-	-	-	-	-	-	
532	532 James Street (Old Hwy 20) Project	-	-	-	-	-	-	-	-	-	-	-	-	-	
533	533 Superior Street Sidewalk	-	-	-	-	-	-	-	-	-	-	-	-	-	
534	534 Wilson-Brewer Park Improvement Project	(13,514.61)	-	-	-	-	-	-	(13,514.61)	(15,612.03)	(2,097.42)	(15,612.03)	-	(15,612.03)	
535	535 W Twin Park Shelter Project	(1,340.00)	-	-	-	-	-	-	(1,340.00)	(1,340.00)	-	(1,340.00)	-	(1,340.00)	
536	536 2020 2nd Street Reconstruction	4,463,171.26	-	2,779.90	-	-	-	-	4,465,951.16	3,811,809.30	(654,141.86)	3,811,809.30	-	3,811,809.30	
537	537 E Twin Improvements	(144,181.45)	-	11,000.00	-	-	-	-	(133,181.45)	(134,301.45)	(1,120.00)	(134,301.45)	-	(134,301.45)	
	Subtotal - Capitol Project Funds	6,802,133.55	-	15,676.75	780,859.90	-	(561,123.92)	-	8,159,794.12	6,208,703.76	(1,951,090.36)	6,208,703.76	(780,859.90)	5,427,843.86	
Enterprise Funds															
601	601 Electric Utility	1,456,881.50	300,000.00	1,410,280.92	-	-	301,903.18	-	2,565,259.24	6,127,065.60	(1,631,928.59)	933,330.65	300,000.00	1,233,330.65	
601D	601D Electric Improvement Reserve	2,766,331.77	-	-	-	-	-	-	2,766,331.77	-	-	2,766,331.77	-	2,766,331.77	
601E	601E Project Share Donations	14,899.53	-	84.00	-	-	-	-	14,983.53	-	-	14,983.53	-	14,983.53	
601F	601F Green City Energy Donations	2,713.00	-	10.00	-	-	-	-	2,723.00	-	-	2,723.00	-	2,723.00	
601G	601G Green City Energy Donations - Pleasant	510.00	-	-	-	-	-	-	510.00	-	-	510.00	-	510.00	
601M	601M Electric Equipment Replacement	636,280.17	-	180,685.35	-	-	-	-	816,965.52	-	-	816,965.52	-	816,965.52	
60															

RETURN SERVICE REQUESTED

CITY OF WEBSTER CITY
400 SECOND ST
PO BOX 217
WEBSTER CITY IA 50595-0217

Managing Your Accounts

	Customer Service (515)832-1133
	Telephone Banking (800)260-8419
	Mailing Address 635 1st Street Webster City, IA 50595
	Online Banking www.availa.bank

Summary of Accounts

Account Type	Account Number	Ending Balance
PUBLIC FUNDS CHECKING	7021673	\$500,212.33

PUBLIC FUNDS CHECKING-7021673

Account Summary

Date	Description	Amount
07/01/2021	Beginning Balance	\$500,205.48
	110 Credit(s) This Period	\$4,040,706.76
	305 Debit(s) This Period	\$4,040,699.91
07/31/2021	Ending Balance	\$500,212.33

Interest Summary

Description	Amount
Annual Percentage Yield Earned	0.50%
Interest Days	31
Interest Earned Not Paid	\$0.00
Interest Paid This Period	\$212.33
Interest Paid Year-to-Date	\$1,452.06
Minimum Balance	\$500,000.00

Deposits

Date	Description	Amount
07/01/2021	Deposit	\$18,308.73
07/01/2021	Deposit	\$365.51
07/02/2021	Deposit	\$73.00
07/02/2021	Deposit	\$23,001.71
07/02/2021	Transfer Deposit From DDA XXXXXX1682	\$70,214.69
07/06/2021	Deposit	\$122,236.91
07/07/2021	Deposit	\$78,838.89
07/07/2021	Transfer Deposit From DDA XXXXXX1682	\$12,837.35
07/08/2021	Deposit	\$36,639.65
07/08/2021	Transfer Deposit From DDA XXXXXX1682	\$97,228.90
07/09/2021	Deposit	\$89,752.89
07/12/2021	Deposit	\$140,213.57
07/13/2021	Deposit	\$55,981.66
07/13/2021	Deposit	\$230.00
07/13/2021	Deposit	\$688.43
07/13/2021	Transfer Deposit From DDA XXXXXX1682	\$48,880.15
07/14/2021	Deposit	\$15,773.02
07/14/2021	Transfer Deposit From DDA XXXXXX1682	\$93,469.41
07/15/2021	Deposit	\$12,962.78

PUBLIC FUNDS CHECKING-7021673 (continued)

Deposits (continued)

Date	Description	Amount
07/16/2021	Deposit	\$34,304.41
07/19/2021	Deposit	\$53,850.86
07/19/2021	Deposit	\$220.00
07/20/2021	Deposit	\$35,336.29
07/21/2021	Deposit	\$22,386.06
07/22/2021	Deposit	\$33,230.21
07/22/2021	Transfer Deposit From DDA XXXXXX1682	\$926,132.30
07/23/2021	Deposit	\$20,466.20
07/26/2021	Deposit	\$30,497.96
07/26/2021	Transfer Deposit From DDA XXXXXX1682	\$932,930.80
07/27/2021	Deposit	\$32,851.69
07/27/2021	Transfer Deposit From DDA XXXXXX1682	\$92,570.83
07/29/2021	Transfer Deposit From DDA XXXXXX1682	\$113,898.97
07/30/2021	Deposit	\$10,864.70
07/30/2021	Deposit	\$18,142.37
07/31/2021	Accr Earning Pymt Added to Account	\$212.33

Electronic Credits

Date	Description	Amount
07/01/2021	ACH Deposit FCSAMERICA FCSA AFCSA EXP CITY OF WEBSTER CI	\$2,163.45
07/01/2021	ACH Deposit PAYMENTECH DEPOSIT Webster City Govt	\$5.20
07/01/2021	ACH Deposit PAYMENTECH DEPOSIT CITY OF WEBSTER CITY	\$1,869.85
07/02/2021	ACH Deposit FAREWAY STORES ACH CITY OF WEBSTER CITY U	\$8,845.57
07/02/2021	ACH Deposit MEMBERS TRUST CO DEPOSIT CITY OF WEBSTER CIT	\$5,116.16
07/02/2021	ACH Deposit MEMBERS TRUST CO DEPOSIT CITY OF WEBSTER CIT	\$4,038.14
07/02/2021	ACH Deposit PAYMENTECH DEPOSIT CITY OF WEBSTER CITY	\$3,111.87
07/02/2021	ACH Deposit THRIFTY WHITE DIRECT PAY City Of Webster Cit	\$455.62
07/06/2021	ACH Deposit PAYMENTECH DEPOSIT CITY OF WEBSTER CITY	\$1,910.11
07/06/2021	ACH Deposit PAYMENTECH DEPOSIT Webster City Govt	\$6.20
07/06/2021	ACH Deposit PAYMENTECH DEPOSIT CITY OF WEBSTER CITY	\$3,828.91
07/06/2021	ACH Deposit PAYMENTECH DEPOSIT CITY OF WEBSTER CITY	\$666.70
07/06/2021	ACH Deposit PAYMENTECH DEPOSIT CITY OF WEBSTER CITY	\$2,037.53
07/07/2021	ACH Deposit CAPTURIS BILL PAY CITY OF WEBSTER	\$572.86
07/07/2021	ACH Deposit PAYMENTECH DEPOSIT CITY OF WEBSTER CITY	\$1,190.65
07/08/2021	ACH Deposit FIRST STATE BANK CASH TRANS CITY OF WEBSTER	\$20.83
07/08/2021	ACH Deposit PAYMENTECH DEPOSIT Webster City Govt	\$5.20

PUBLIC FUNDS CHECKING-7021673 (continued)

Electronic Credits (continued)

Date	Description	Amount
07/08/2021	ACH Deposit PAYMENTECH DEPOSIT CITY OF WEBSTER CITY	\$1,545.44
07/09/2021	ACH Deposit Corn Belt Power AP CITY OF WEBSTER CITY	\$225.68
07/09/2021	ACH Deposit GRAND TRUNK WEST PAYMENT CITY OF WEBSTER CIT	\$725.05
07/09/2021	ACH Deposit PAYMENTECH DEPOSIT Webster City Govt	\$5.20
07/09/2021	ACH Deposit PAYMENTECH DEPOSIT CITY OF WEBSTER CITY	\$1,272.22
07/09/2021	ACH Deposit THE HANOR CO WI PAYABLES CITY OF WEBSTER CIT	\$852.47
07/09/2021	ACH Deposit Webster City UTILITY CITY OF WEBSTER CITY U	\$119,315.10
07/12/2021	ACH Deposit PAYMENTECH DEPOSIT CITY OF WEBSTER CITY	\$1,956.75
07/13/2021	ACH Deposit PAYMENTECH DEPOSIT CITY OF WEBSTER CITY	\$7,455.13
07/13/2021	ACH Deposit PAYMENTECH DEPOSIT Webster City Govt	\$5.20
07/13/2021	ACH Deposit PAYMENTECH DEPOSIT CITY OF WEBSTER CITY	\$846.02
07/13/2021	ACH Deposit PAYMENTECH DEPOSIT CITY OF WEBSTER CITY	\$533.42
07/14/2021	ACH Deposit PAYMENTECH DEPOSIT Webster City Govt	\$5.20
07/14/2021	ACH Deposit PAYMENTECH DEPOSIT CITY OF WEBSTER CITY	\$4,325.71
07/14/2021	ACH Deposit ST OF IA-E.F.T. E.F.T. WEBSTER CITY CITY OF	\$97.02
07/14/2021	ACH Deposit ST OF IA-E.F.T. E.F.T. WEBSTER CITY CITY OF	\$89.29
07/15/2021	ACH Deposit CAPTURIS BILL PAY CITY OF WEBSTER	\$17,354.95
07/15/2021	ACH Deposit HAMILTON COUNTY Treas Ord Webster City Corp.	\$143,604.31
07/15/2021	ACH Deposit MEMBERS TRUST CO DEPOSIT CITY OF WEBSTER CIT	\$5,128.74
07/15/2021	ACH Deposit MEMBERS TRUST CO DEPOSIT CITY OF WEBSTER CIT	\$4,025.56
07/15/2021	ACH Deposit PAYMENTECH DEPOSIT CITY OF WEBSTER CITY	\$1,144.66
07/15/2021	ACH Deposit PAYMENTECH DEPOSIT Webster City Govt	\$28.00
07/15/2021	ACH Deposit PAYMENTECH DEPOSIT Webster Service Fee	\$0.77
07/16/2021	ACH Deposit DLX FOR BUSINESS Deluxe SBS CITY OF WEBSTER	\$115.55
07/16/2021	ACH Deposit PAYMENTECH DEPOSIT CITY OF WEBSTER CITY	\$1,177.66
07/16/2021	ACH Deposit PAYMENTECH DEPOSIT Webster City Govt	\$5.20
07/19/2021	ACH Deposit PAYMENTECH DEPOSIT CITY OF WEBSTER CITY	\$2,339.60
07/20/2021	ACH Deposit Corn Belt Power AP CITY OF WEBSTER CITY	\$90,504.46
07/20/2021	ACH Deposit GRAND TRUNK WEST PAYMENT CITY OF WEBSTER CIT	\$972.48

PUBLIC FUNDS CHECKING-7021673 (continued)

Electronic Credits (continued)

Date	Description	Amount
07/20/2021	ACH Deposit MARY ANNS SPECIA ECONOMIC WEBSTER CITY	\$14,104.02
07/20/2021	ACH Deposit PAYMENTECH DEPOSIT CITY OF WEBSTER CITY	\$4,135.98
07/20/2021	ACH Deposit PAYMENTECH DEPOSIT CITY OF WEBSTER CITY	\$1,583.77
07/20/2021	ACH Deposit PAYMENTECH DEPOSIT CITY OF WEBSTER CITY	\$222.06
07/20/2021	ACH Deposit ST OF IA-E.F.T. E.F.T. WEBSTER CITY CITY OF	\$126,237.52
07/20/2021	ACH Deposit Webster City UTILITY CITY OF WEBSTER CITY U	\$66,919.41
07/21/2021	ACH Deposit GRAND TRUNK WEST PAYMENT CITY OF WEBSTER CIT	\$96.98
07/21/2021	ACH Deposit PAYMENTECH DEPOSIT CITY OF WEBSTER CITY	\$2,493.00
07/22/2021	ACH Deposit Corn Belt Power AP CITY OF WEBSTER CITY	\$5,572.54
07/22/2021	ACH Deposit IFA FED STATE IRUAP WEBSTER CITY CITY OF	\$477.45
07/22/2021	ACH Deposit PAYMENTECH DEPOSIT Webster City Govt	\$5.20
07/22/2021	ACH Deposit PAYMENTECH DEPOSIT CITY OF WEBSTER CITY	\$4,768.77
07/23/2021	ACH Deposit FAREWAY STORES ACH CITY OF WEBSTER CITY U	\$9,741.09
07/23/2021	ACH Deposit PAYMENTECH DEPOSIT Webster Service Fee	\$0.69
07/23/2021	ACH Deposit PAYMENTECH DEPOSIT Webster City Govt	\$30.20
07/23/2021	ACH Deposit PAYMENTECH DEPOSIT CITY OF WEBSTER CITY	\$2,571.70
07/26/2021	ACH Deposit Corn Belt Power AP CITY OF WEBSTER CITY	\$682.76
07/26/2021	ACH Deposit PAYMENTECH DEPOSIT CITY OF WEBSTER CITY	\$1,635.17
07/27/2021	ACH Deposit PAYMENTECH DEPOSIT CITY OF WEBSTER CITY	\$5,938.23
07/27/2021	ACH Deposit PAYMENTECH DEPOSIT Webster City Govt	\$5.20
07/27/2021	ACH Deposit PAYMENTECH DEPOSIT CITY OF WEBSTER CITY	\$429.86
07/27/2021	ACH Deposit PAYMENTECH DEPOSIT CITY OF WEBSTER CITY	\$461.33
07/28/2021	ACH Deposit PAYMENTECH DEPOSIT Webster City Govt	\$85.00
07/28/2021	ACH Deposit PAYMENTECH DEPOSIT Webster Service Fee	\$2.34
07/28/2021	ACH Deposit PAYMENTECH DEPOSIT CITY OF WEBSTER CITY	\$1,852.94
07/28/2021	ACH Deposit ST OF IA-E.F.T. E.F.T. WEBSTER CITY CITY OF	\$70,846.97
07/29/2021	ACH Deposit PAYMENTECH DEPOSIT CITY OF WEBSTER CITY	\$910.19
07/30/2021	ACH Deposit PAYMENTECH DEPOSIT CITY OF WEBSTER CITY	\$1,662.05

PUBLIC FUNDS CHECKING-7021673 (continued)

Other Credits

Date	Description	Amount
07/27/2021	Check Reversal	\$139.42

Electronic Debits

Date	Description	Amount
07/01/2021	ACH Payment RUAN, INCORPORAT PAYMENTS CITY OF WEBSTER CI	\$3,990.33
07/06/2021	ACH Payment PAYMENTECH FEE Webster City Govt	\$34.68
07/06/2021	ACH Payment PAYMENTECH FEE Webster Service Fee	\$30.15
07/06/2021	ACH Payment Xpress Bill Pay BILLING Webster City	\$620.91
07/08/2021	ACH Payment CITY OF WEBSTER PAYROLL CITY OF WEBSTER CITY	\$134,942.64
07/12/2021	ACH Payment IRS USATAXPYMT CITY OF WEBSTER CITY	\$42,208.26
07/12/2021	ACH Payment IA CHILD SUPPORT CHILD SUPP CITY OF WEBSTER	\$532.14
07/12/2021	ACH Payment IA DEPT OF REV IA REV PAY WEBSTER CITY CITY	\$4,232.00
07/12/2021	ACH Payment IA DEPT OF REV IA REV PAY WEBSTER CITY CITY	\$253.00
07/12/2021	ACH Payment IA DEPT OF REV IA REV PAY WEBSTER CITY CITY	\$7,985.00
07/16/2021	ACH Payment Iowa Workforce D IOW IWD WolfgramDodie	\$10,670.20
07/19/2021	ACH Payment USDA RD RUS PAYMENT WEBSTER CITY, CITY	\$16,806.72
07/20/2021	ACH Payment CITY OF WEBSTER USDA TRANS CHECKING * * * 1673	\$3,000.00
07/21/2021	ACH Payment DLX FOR BUSINESS Deluxe SBS CITY OF WEBSTER	\$75.98
07/22/2021	ACH Payment NIMECA WC PwrBill Webster City	\$844,659.03
07/22/2021	ACH Payment Webster City PAYROLL CITY OF WEBSTER CITY	\$124,074.99
07/26/2021	ACH Payment IA CHILD SUPPORT CHILD SUPP CITY OF WEBSTER	\$532.14
07/26/2021	ACH Payment IA DEPT OF REV IA REV PAY WEBSTER CITY CITY	\$10,266.00
07/26/2021	ACH Payment IA DEPT OF REV IA REV PAY WEBSTER CITY CITY	\$3,803.00
07/26/2021	ACH Payment IA DEPT OF REV IA REV PAY WEBSTER CITY CITY	\$7,229.00
07/26/2021	ACH Payment IPERS PAYROLL CITY OF WEBSTER CITY	\$41,377.07
07/28/2021	ACH Payment IRS USATAXPYMT CITY OF WEBSTER CITY	\$38,079.66

Other Debits

Date	Description	Amount
07/01/2021	Transfer Withdrawal To DDA XXXXXX1682	\$13,497.03
07/02/2021	Deposit Item Ret RETURN CHECK-LUNCHBOX MARKET-NSF	\$688.43
07/02/2021	Deposit Item Ret RETURN CHECK-JACLYN DANIELS-ACCT CLOSED	\$230.00

PUBLIC FUNDS CHECKING-7021673 (continued)

Other Debits (continued)

Date	Description	Amount
07/02/2021	Dep Item Ret Chrg	\$10.00
07/06/2021	Transfer Withdrawal To DDA XXXXXX1682	\$127,328.96
07/09/2021	Transfer Withdrawal To DDA XXXXXX1682	\$138,167.78
07/12/2021	Deposit Item Ret CHARGEBACK CK-BUALOY THONGSOUK-NSF	\$220.00
07/12/2021	Transfer Withdrawal To DDA XXXXXX1682	\$13,706.79
07/12/2021	Dep Item Ret Chrg	\$5.00
07/13/2021	Dep Item Rtn ACH Webster City UTILITY BARRICK, GENE-IncAcct	\$0.00
07/15/2021	Transfer Withdrawal To DDA XXXXXX1682	\$172,083.84
07/16/2021	Transfer Withdrawal To DDA XXXXXX1682	\$21,951.15
07/19/2021	Transfer Withdrawal To DDA XXXXXX1682	\$19,247.80
07/20/2021	Transfer Withdrawal To DDA XXXXXX1682	\$191,527.86
07/21/2021	Deposit Item Ret RTN CHECK- NSF- JENNY MANNING	\$139.42
07/21/2021	Transfer Withdrawal To DDA XXXXXX1682	\$24,755.64
07/21/2021	Dep Item Ret Chrg	\$5.00
07/23/2021	Transfer Withdrawal To DDA XXXXXX1682	\$28,169.33
07/28/2021	Transfer Withdrawal To DDA XXXXXX1682	\$27,007.92
07/30/2021	Transfer Withdrawal To DDA XXXXXX1682	\$29,988.24

Checks Cleared

Check Nbr	Date	Amount	Check Nbr	Date	Amount	Check Nbr	Date	Amount
2566	07/13/2021	\$175.16	2712	07/13/2021	\$106.20	2736	07/30/2021	\$77.52
2624*	07/02/2021	\$96.26	2713	07/22/2021	\$716.13	2737	07/27/2021	\$502.63
2650*	07/02/2021	\$184.73	2714	07/13/2021	\$282.88	2738	07/27/2021	\$60.29
2651	07/16/2021	\$36.94	2715	07/12/2021	\$576.14	2739	07/27/2021	\$43.06
2673*	07/23/2021	\$51.56	2716	07/14/2021	\$128.14	2742*	07/27/2021	\$431.43
2676*	07/02/2021	\$55.41	2717	07/16/2021	\$574.27	2743	07/27/2021	\$502.85
2682*	07/06/2021	\$716.13	2718	07/14/2021	\$363.17	2744	07/26/2021	\$89.70
2683	07/06/2021	\$337.45	2719	07/19/2021	\$485.99	2746*	07/27/2021	\$154.99
2691*	07/02/2021	\$175.24	2720	07/12/2021	\$368.47	2747	07/28/2021	\$208.02
2692	07/13/2021	\$72.74	2721	07/12/2021	\$239.33	2749*	07/23/2021	\$51.26
2695*	07/01/2021	\$255.01	2722	07/13/2021	\$361.90	2750	07/27/2021	\$320.00
2697*	07/01/2021	\$65.00	2723	07/13/2021	\$113.13	2751	07/30/2021	\$70.47
2702*	07/13/2021	\$92.26	2724	07/20/2021	\$91.42	2753*	07/26/2021	\$402.44
2703	07/13/2021	\$92.35	2726*	07/13/2021	\$353.55	2755*	07/28/2021	\$494.26
2704	07/23/2021	\$99.06	2727	07/12/2021	\$56.98	2756	07/28/2021	\$272.05
2705	07/13/2021	\$69.26	2728	07/13/2021	\$430.05	2757	07/27/2021	\$65.00
2706	07/13/2021	\$235.16	2729	07/15/2021	\$65.00	2758	07/26/2021	\$29,811.28
2707	07/19/2021	\$106.20	2730	07/14/2021	\$33.00	2759	07/28/2021	\$32.50
2708	07/15/2021	\$99.06	2731	07/13/2021	\$215.00	2760	07/27/2021	\$215.00
2709	07/15/2021	\$221.75	2733*	07/28/2021	\$64.64	21673*	07/26/2021	\$103.09
2710	07/15/2021	\$64.60	2734	07/28/2021	\$482.38	53534*	07/06/2021	\$76.38
2711	07/16/2021	\$81.83	2735	07/28/2021	\$46.17	54356*	07/12/2021	\$81.74

PUBLIC FUNDS CHECKING-7021673 (continued)

Checks Cleared (continued)

Check Nbr	Date	Amount	Check Nbr	Date	Amount	Check Nbr	Date	Amount
54487*	07/22/2021	\$686.32	54889	07/22/2021	\$50.00	54946	07/19/2021	\$197.00
54552*	07/20/2021	\$220.00	54890	07/13/2021	\$132.68	54947	07/12/2021	\$1,430.00
54636*	07/01/2021	\$8.00	54891	07/13/2021	\$85.60	54948	07/13/2021	\$160.04
54733*	07/01/2021	\$1,946.64	54892	07/12/2021	\$1,069.90	54949	07/12/2021	\$295.90
54756*	07/01/2021	\$114.25	54893	07/13/2021	\$161.97	54950	07/13/2021	\$613.11
54760*	07/07/2021	\$46.00	54894	07/13/2021	\$4,992.42	54951	07/23/2021	\$325.00
54772*	07/01/2021	\$171.00	54895	07/15/2021	\$1,000.00	54952	07/13/2021	\$66.43
54774*	07/08/2021	\$114.92	54896	07/20/2021	\$25.00	54953	07/13/2021	\$437.85
54777*	07/01/2021	\$18.15	54897	07/26/2021	\$270.00	54954	07/15/2021	\$251.34
54779*	07/06/2021	\$543.65	54898	07/12/2021	\$1,676.92	54955	07/27/2021	\$39.00
54780	07/06/2021	\$239.05	54899	07/08/2021	\$240.00	54956	07/26/2021	\$1,308.00
54789*	07/01/2021	\$50.00	54900	07/12/2021	\$2,380.00	54957	07/27/2021	\$329.89
54802*	07/01/2021	\$2,802.81	54901	07/13/2021	\$125.00	54959*	07/27/2021	\$1,970.33
54811*	07/12/2021	\$75.00	54902	07/12/2021	\$43.91	54960	07/27/2021	\$509.95
54814*	07/06/2021	\$189.00	54903	07/09/2021	\$2,938.99	54961	07/26/2021	\$1,001.15
54816*	07/02/2021	\$112,929.11	54904	07/14/2021	\$740.94	54962	07/26/2021	\$8,179.56
54824*	07/08/2021	\$142.46	54905	07/12/2021	\$54.41	54963	07/26/2021	\$56.14
54827*	07/02/2021	\$144.84	54906	07/13/2021	\$1,363.03	54964	07/26/2021	\$215.00
54828	07/06/2021	\$500.00	54908*	07/13/2021	\$500.00	54965	07/28/2021	\$87.25
54832*	07/07/2021	\$100.00	54909	07/13/2021	\$545.54	54966	07/30/2021	\$148.00
54837*	07/02/2021	\$342.74	54910	07/15/2021	\$500.00	54967	07/26/2021	\$2,302.36
54851*	07/06/2021	\$70.00	54911	07/14/2021	\$240.00	54968	07/26/2021	\$7,768.70
54852	07/07/2021	\$75.00	54912	07/13/2021	\$325.00	54969	07/26/2021	\$155.07
54853	07/26/2021	\$50.00	54913	07/13/2021	\$7.86	54970	07/30/2021	\$147.89
54859*	07/19/2021	\$17,925.00	54914	07/14/2021	\$459.09	54971	07/27/2021	\$707.73
54860	07/07/2021	\$93,218.75	54915	07/14/2021	\$928.03	54972	07/26/2021	\$1,614.10
54861	07/15/2021	\$9,221.68	54916	07/12/2021	\$2,695.00	54973	07/27/2021	\$940.00
54862	07/13/2021	\$47.00	54917	07/13/2021	\$154.62	54974	07/28/2021	\$2,218.95
54863	07/15/2021	\$250.00	54918	07/12/2021	\$8,202.60	54975	07/27/2021	\$100.00
54864	07/13/2021	\$1,660.78	54919	07/14/2021	\$100,000.00	54976	07/26/2021	\$601.92
54865	07/09/2021	\$9,154.30	54920	07/16/2021	\$1,400.00	54977	07/26/2021	\$102,159.78
54866	07/14/2021	\$1,575.00	54921	07/13/2021	\$337.54	54978	07/27/2021	\$95.85
54868*	07/13/2021	\$1,022.70	54922	07/13/2021	\$871.22	54979	07/27/2021	\$132.44
54869	07/14/2021	\$5,243.12	54923	07/13/2021	\$16,217.00	54980	07/29/2021	\$113,584.74
54870	07/20/2021	\$50.00	54924	07/13/2021	\$62.83	54981	07/27/2021	\$31.01
54871	07/13/2021	\$623.30	54926*	07/16/2021	\$862.29	54982	07/27/2021	\$240.90
54872	07/13/2021	\$1,107.60	54927	07/14/2021	\$3,000.00	54984*	07/28/2021	\$171.00
54873	07/12/2021	\$427.38	54928	07/13/2021	\$38.96	54988*	07/26/2021	\$1,846.10
54874	07/13/2021	\$4,263.10	54929	07/13/2021	\$252.99	54990*	07/26/2021	\$300.00
54875	07/13/2021	\$761.73	54930	07/13/2021	\$90.00	54991	07/27/2021	\$1,513.90
54876	07/14/2021	\$529.16	54931	07/23/2021	\$3,453.67	54992	07/26/2021	\$10,948.00
54877	07/12/2021	\$5,833.33	54932	07/13/2021	\$677.93	54993	07/27/2021	\$920.21
54878	07/12/2021	\$842.46	54933	07/13/2021	\$72,000.00	54994	07/27/2021	\$135.00
54879	07/09/2021	\$59,985.84	54934	07/09/2021	\$1,901.70	54995	07/26/2021	\$149.70
54880	07/12/2021	\$40.00	54935	07/19/2021	\$1,641.75	54996	07/27/2021	\$5,965.34
54881	07/12/2021	\$189.56	54936	07/12/2021	\$16,884.40	54997	07/27/2021	\$380.00
54882	07/13/2021	\$153.84	54937	07/15/2021	\$492.50	54998	07/27/2021	\$9.37
54883	07/13/2021	\$691.21	54938	07/14/2021	\$520.00	54999	07/28/2021	\$153.00
54884	07/12/2021	\$2,280.00	54941*	07/12/2021	\$6,644.70	55000	07/26/2021	\$46.25
54885	07/13/2021	\$500.00	54942	07/13/2021	\$676.50	55002*	07/29/2021	\$1,044.42
54886	07/13/2021	\$78.00	54943	07/12/2021	\$15,000.00	55003	07/30/2021	\$237.00
54887	07/12/2021	\$5,640.00	54944	07/13/2021	\$147.91	55004	07/27/2021	\$586.42
54888	07/13/2021	\$67.08	54945	07/16/2021	\$26.14	55005	07/26/2021	\$246.29

PUBLIC FUNDS CHECKING-7021673 (continued)

Checks Cleared (continued)

Check Nbr	Date	Amount	Check Nbr	Date	Amount	Check Nbr	Date	Amount
55006	07/26/2021	\$491.40	55024	07/29/2021	\$180.00	55041	07/20/2021	\$90,504.46
55007	07/26/2021	\$1,000.00	55025	07/23/2021	\$660.00	55042	07/28/2021	\$1,620.89
55008	07/20/2021	\$54,597.25	55026	07/26/2021	\$45.56	55043	07/26/2021	\$15,632.53
55009	07/27/2021	\$395.00	55027	07/27/2021	\$52,784.09	55044	07/26/2021	\$76,142.00
55010	07/26/2021	\$3,495.00	55029*	07/27/2021	\$53,668.03	55045	07/27/2021	\$4,439.72
55011	07/26/2021	\$201.98	55030	07/26/2021	\$3,853.14	55046	07/26/2021	\$75.00
55012	07/26/2021	\$68,659.12	55031	07/28/2021	\$250.00	55047	07/27/2021	\$165.18
55013	07/26/2021	\$5,370.00	55032	07/26/2021	\$747.05	55048	07/26/2021	\$261.25
55016*	07/28/2021	\$300.00	55034*	07/27/2021	\$382.88	55049	07/26/2021	\$158.24
55017	07/26/2021	\$105.55	55035	07/26/2021	\$17,627.98	55051*	07/26/2021	\$250.00
55020*	07/26/2021	\$654.34	55036	07/27/2021	\$549.99	55052	07/27/2021	\$1,622.40
55022*	07/26/2021	\$523,459.50	55038*	07/26/2021	\$347.73	55053	07/27/2021	\$1,486.68
55023	07/28/2021	\$1,298.56	55040*	07/26/2021	\$14,337.48			

* Indicates skipped check number

Daily Balances

Date	Amount	Date	Amount	Date	Amount
07/01/2021	\$500,000.00	07/14/2021	\$500,000.00	07/26/2021	\$500,000.00
07/02/2021	\$500,000.00	07/15/2021	\$500,000.00	07/27/2021	\$500,000.00
07/06/2021	\$500,000.00	07/16/2021	\$500,000.00	07/28/2021	\$500,000.00
07/07/2021	\$500,000.00	07/19/2021	\$500,000.00	07/29/2021	\$500,000.00
07/08/2021	\$500,000.00	07/20/2021	\$500,000.00	07/30/2021	\$500,000.00
07/09/2021	\$500,000.00	07/21/2021	\$500,000.00	07/31/2021	\$500,212.33
07/12/2021	\$500,000.00	07/22/2021	\$500,000.00		
07/13/2021	\$500,000.00	07/23/2021	\$500,000.00		





Overdraft and Returned Item Fees

	Total for this period	Total year-to-date
Total Overdraft Fees	\$0.00	\$0.00
Total Returned Item Fees	\$0.00	\$0.00

RETURN SERVICE REQUESTED

CITY OF WEBSTER CITY
SWEEP ACCOUNT
400 SECOND ST
PO BOX 217
WEBSTER CITY IA 50595-0217

Managing Your Accounts

	Customer Service (515)832-1133
	Telephone Banking (800)260-8419
	Mailing Address 635 1st Street Webster City, IA 50595
	Online Banking www.availa.bank

Summary of Accounts

Account Type	Account Number	Ending Balance
PUBLIC FUNDS CHECKING	7021682	\$27,850,605.69

PUBLIC FUNDS CHECKING-7021682

Account Summary

Date	Description	Amount
07/01/2021	Beginning Balance	\$29,412,095.11
	13 Credit(s) This Period	\$826,673.98
	9 Debit(s) This Period	\$2,388,163.40
07/31/2021	Ending Balance	\$27,850,605.69

Interest Summary

Description	Amount
Annual Percentage Yield Earned	0.78%
Interest Days	31
Interest Earned Not Paid	\$0.00
Interest Paid This Period	\$19,241.64
Interest Paid Year-to-Date	\$122,279.22
Minimum Balance	\$27,801,375.81

Deposits

Date	Description	Amount
07/01/2021	Transfer Deposit From DDA XXXXXX1673	\$13,497.03
07/06/2021	Transfer Deposit From DDA XXXXXX1673	\$127,328.96
07/09/2021	Transfer Deposit From DDA XXXXXX1673	\$138,167.78
07/12/2021	Transfer Deposit From DDA XXXXXX1673	\$13,706.79
07/15/2021	Transfer Deposit From DDA XXXXXX1673	\$172,083.84
07/16/2021	Transfer Deposit From DDA XXXXXX1673	\$21,951.15
07/19/2021	Transfer Deposit From DDA XXXXXX1673	\$19,247.80
07/20/2021	Transfer Deposit From DDA XXXXXX1673	\$191,527.86
07/21/2021	Transfer Deposit From DDA XXXXXX1673	\$24,755.64
07/23/2021	Transfer Deposit From DDA XXXXXX1673	\$28,169.33
07/28/2021	Transfer Deposit From DDA XXXXXX1673	\$27,007.92

PUBLIC FUNDS CHECKING-7021682 (continued)

Deposits (continued)

Date	Description	Amount
07/30/2021	Transfer Deposit From DDA XXXXXX1673	\$29,988.24
07/31/2021	Accr Earning Pymt Added to Account	\$19,241.64

Other Debits

Date	Description	Amount
07/02/2021	Transfer Withdrawal To DDA XXXXXX1673	\$70,214.69
07/07/2021	Transfer Withdrawal To DDA XXXXXX1673	\$12,837.35
07/08/2021	Transfer Withdrawal To DDA XXXXXX1673	\$97,228.90
07/13/2021	Transfer Withdrawal To DDA XXXXXX1673	\$48,880.15
07/14/2021	Transfer Withdrawal To DDA XXXXXX1673	\$93,469.41
07/22/2021	Transfer Withdrawal To DDA XXXXXX1673	\$926,132.30
07/26/2021	Transfer Withdrawal To DDA XXXXXX1673	\$932,930.80
07/27/2021	Transfer Withdrawal To DDA XXXXXX1673	\$92,570.83
07/29/2021	Transfer Withdrawal To DDA XXXXXX1673	\$113,898.97

Daily Balances

Date	Amount	Date	Amount	Date	Amount
07/01/2021	\$29,425,592.14	07/14/2021	\$29,382,165.17	07/26/2021	\$27,980,837.69
07/02/2021	\$29,355,377.45	07/15/2021	\$29,554,249.01	07/27/2021	\$27,888,266.86
07/06/2021	\$29,482,706.41	07/16/2021	\$29,576,200.16	07/28/2021	\$27,915,274.78
07/07/2021	\$29,469,869.06	07/19/2021	\$29,595,447.96	07/29/2021	\$27,801,375.81
07/08/2021	\$29,372,640.16	07/20/2021	\$29,786,975.82	07/30/2021	\$27,831,364.05
07/09/2021	\$29,510,807.94	07/21/2021	\$29,811,731.46	07/31/2021	\$27,850,605.69
07/12/2021	\$29,524,514.73	07/22/2021	\$28,885,599.16		
07/13/2021	\$29,475,634.58	07/23/2021	\$28,913,768.49		

Overdraft and Returned Item Fees

	Total for this period	Total year-to-date
Total Overdraft Fees	\$0.00	\$0.00
Total Returned Item Fees	\$0.00	\$0.00



2010 N. Ankeny Blvd.
Ankeny, IA 50023

RETURN SERVICE REQUESTED

CITY OF WEBSTER CITY
WC USDA REVOLVING LOAN
400 SECOND ST
PO BOX 217
WEBSTER CITY IA 50595-0217

Statement Ending 07/31/2021

Page 1 of 2

Managing Your Accounts



Customer Service (515)832-1133



Telephone Banking (800)260-8419



Mailing Address 635 1st Street
Webster City, IA 50595



Online Banking www.availa.bank

Summary of Accounts

Account Type	Account Number	Ending Balance
PUBLIC FUNDS CHECKING	7025498	\$187,210.06

PUBLIC FUNDS CHECKING-7025498

Account Summary

Date	Description	Amount
07/01/2021	Beginning Balance	\$184,131.37
	2 Credit(s) This Period	\$3,078.69
	0 Debit(s) This Period	\$0.00
07/31/2021	Ending Balance	\$187,210.06

Interest Summary

Description	Amount
Annual Percentage Yield Earned	0.50%
Interest Days	31
Interest Earned Not Paid	\$0.00
Interest Paid This Period	\$78.69
Interest Paid Year-to-Date	\$511.17
Minimum Balance	\$184,131.37

Deposits

Date	Description	Amount
07/31/2021	Accr Earning Pymt Added to Account	\$78.69

Electronic Credits

Date	Description	Amount
07/20/2021	ACH Deposit CITY OF WEBSTER USDA TRANS USDA TRANSFER	\$3,000.00

Daily Balances

Date	Amount	Date	Amount	Date	Amount
07/01/2021	\$184,131.37	07/20/2021	\$187,131.37	07/31/2021	\$187,210.06

Overdraft and Returned Item Fees

	Total for this period	Total year-to-date
Total Overdraft Fees	\$0.00	\$0.00
Total Returned Item Fees	\$0.00	\$0.00



Report Criteria:

Print Outstanding Checks and Deposits and Bank and Book Adjustments

GENERAL CHECKING (GENERAL CHECKING) (1)

July 31, 2021

Account: 00110000

Bank Account Number: 7021673

Bank Statement Balance:	28,538,028.08	Book Balance Previous Month:	29,500,251.77
Outstanding Deposits:	90,230.79	Total Receipts:	1,728,404.09
Outstanding Checks:	182,213.05	Total Disbursements:	2,791,764.34
Bank Adjustments:	9,154.30-	Book Adjustments:	.00
Bank Balance:	28,436,891.52	Book Balance:	28,436,891.52

Outstanding Deposits

Deposit Number	Deposit Amount	Deposit Number	Deposit Amount	Deposit Number	Deposit Amount	Deposit Number	Deposit Amount
18	188.67	1265	2,763.50	1278	30.00	1288	7,495.00-
1184	100.00-	1276	49,715.47	1279	.83	1291	7,495.00
1264	30,914.57	1277	6,072.89	1285	644.86		
						Total:	90,230.79

Deposits cleared: 76 items Deposits Outstanding: 11 items

Outstanding Checks

Check Number	Check Amount	Check Number	Check Amount	Check Number	Check Amount	Check Number	Check Amount
1020	29.09	2761	46.17	50350	58.63	52148	59.99
1072	28.63	3754	55.41	50419	80.15	52249	7.28
1073	35.79	6804	28.63-	50432	152.90	52296	74.44
1710	23.09	17532	247.00	50508	42.57	52555	32.31
1733	18.47	17542	97.12	50509	40.83	52557	25.00
1741	55.41	17791	64.67	50631	12.47	52814	88.87
1742	14.78	17939	1.86	50792	2.67	52900	29.62
1818	62.33	18050	71.73	50833	64.37	52934	54.42
1844	55.41	18333	49.48	50838	56.57	53208	111.27
1881	17.08	18616	2.25	50893	138.91	53242	13.59
1895	36.94	18738	39.35	50896	75.11	53285	6.00
1916	92.35	18760	44.22	50927	2.07	53306	72.35
2563	16.16	18862	68.08	51131	40.29	53452	34.78
2577	110.82	19009	377.00	51172	28.13	53551	15.21
2620	18.47	19329	11.93	51447	16.00	53637	5.17
2644	119.32	20274	62.14	51583	163.26	53693	132.41
2646	18.47	20489	274.07	51589	243.78	53704	83.58
2681	73.88	20538	31.15	51590	24.73	53752	2.87
2725	76.77	20570	71.91	51592	48.15	53783	1.32
2732	60.29	20579	75.00	51595	10.11	53811	166.00
2740	64.64	20909	69.01	51601	18.75	53818	61,147.67
2741	585.56	21362	21.47	51682	64.72	53891	90.33
2745	418.89	21368	1.82	51691	16.30	53921	136.62
2748	517.66	21796	46.03	51808	7.01	54138	21.48
2752	153.53	50049	44.27	51842	45.58	54342	131.26

Check Number	Check Amount	Check Number	Check Amount	Check Number	Check Amount	Check Number	Check Amount
54408	135.49	54829	75.00	54985	125.00	55021	51,872.85
54425	132.94	54855	9.36	54986	9,093.95	55028	3,000.00
54429	118.65	54867	75.00	54987	200.00	55033	1,030.00
54543	12.63	54907	16.91	54989	8,000.00	55037	86.50
54668	19.48	54925	101.80	55001	125.00	55039	160.07
54737	33.03	54939	1,289.62	55014	132.87	55050	250.00
54783	34.14	54940	3,776.67	55015	250.00		
54800	18,945.92	54958	25.00	55018	14,207.28	Total:	182,213.05
54818	128.55	54983	162.12	55019	40.98		

Checks cleared: 300 items Checks Outstanding: 133 items

Bank Adjustments

Description	Amount	Description	Amount
FULLER TRUST PYMT	9,154.30-		
		Total:	9,154.30-

Book Adjustments

No book adjustments found!

Report Criteria:

Print Outstanding Checks and Deposits and Bank and Book Adjustments

City of Webster City - Receipts
JULY, 2021

<u>FUND</u>	<u>AMOUNT</u>
GENERAL FUND	\$167,238.43
ROAD USE TAX FUND	\$1,087.28
TIF	\$297.90
SSMID	\$0.00
SPECIAL REVENUE FUNDS	\$710.24
DEBT SERVICE FUND	\$9,470.82
FIDUCIARY FUNDS	\$9.43
PERMANENT FUND	\$0.00
IMPROVEMENT FUNDS	\$15,676.75
ELECTRIC UTILITY FUND	\$1,595,001.31
WATER UTILITY FUND	\$282,885.79
SEWER UTILITY FUND	<u>\$259,585.54</u>
TOTAL	<u>\$2,331,963.49</u>

City of Webster City
Summary of Investments - July 2021

<u>Financial Institution</u>	<u>Investment</u>	<u>Term</u>		<u>Purchase Date</u>	<u>Due Date</u>	<u>Redeem Date</u>	<u>Int Rate</u>	<u>Begin Balance</u>	<u>Purchased</u>	<u>Redeemed</u>	<u>Ending Balance</u>	<u>Month Interest</u>	<u>Interest YTD</u>
Availa Bank	CD-9 mo-purch-April 2021	9 month	126597	04/10/21	01/10/22		0.15%	507,619.45	-		507,619.45		
Availa Bank	Sweep Account						0.77%	-	-	-	-	19,241.64	19,241.64
Availa Bank	USDA Revolving Loan Checking						0.50%					78.69	78.69
Availa Bank	Checking Account						0.50%					212.33	212.33
								507,619.45	-	-	507,619.45	19,532.66	19,532.66





Webster City															
August 2021 Financial Report															
As of August 31, 2021															
Fund Code		Fund Name	Beginning Cash Balance	Beginning Investment Balance	Monthly Revenues	Investments Cashed	Transfers	Monthly Expenditures	Investments Purchased	Ending Cash Balance Before Adjustments	Cash Proof	Balance Sheet Adjustments	Ending Cash Balance	Ending Investment Balance	Treasurer's Ending Balance
General Fund															
100	100	General	2,203,239.80	-	97,244.59	-	-	275,955.54	-	2,024,528.85	3,630,374.51	(5,793.21)	2,018,735.64	-	2,018,735.64
	100A	Govern. Equip. Replacement	552,571.01	-	351.15	-	-	-	-	552,922.16		-	552,922.16	-	552,922.16
	100B	Govern Economic Development	1,058,044.34	-	672.37	-	-	-	-	1,058,716.71		-	1,058,716.71	-	1,058,716.71
		Subtotal-General Fund	3,813,855.15	-	98,268.11	-	-	275,955.54	-	3,636,167.72	3,630,374.51	(5,793.21)	3,630,374.51	-	3,630,374.51
Special Revenue Funds															
200	200	FICA - IPERS	41,754.70	-	-	-	-	19,471.84	-	22,282.86	22,282.86	-	22,282.86	-	22,282.86
201	201	Workers compensation	160,150.77	-	-	-	-	-	-	160,150.77	160,150.77	-	160,150.77	-	160,150.77
202	202	Medical/Flex Insurance	102,252.79	-	-	-	-	56,328.56	-	45,924.23	45,924.23	-	45,924.23	-	45,924.23
203	203	Unemployment Compensation	13,748.22	-	-	-	-	-	-	13,748.22	13,748.22	-	13,748.22	-	13,748.22
204	204	Road Use Tax	1,473,627.37	-	75,910.71	-	-	27,460.62	-	1,522,077.46	1,517,224.57	(4,852.89)	1,517,224.57	-	1,517,224.57
205	205	Airport Commission	550,954.99	-	12,395.07	-	-	10,116.37	-	553,233.69	551,268.71	(1,964.98)	551,268.71	-	551,268.71
208	208	Hotel/Motel Sales Tax	254,741.74	-	28,160.20	-	-	-	-	282,901.94	282,901.94	-	282,901.94	-	282,901.94
209	209	Emergency Levy Fund	2,320.79	-	-	-	-	-	-	2,320.79	2,320.79	-	2,320.79	-	2,320.79
210	210	Police/Fire Retirement Trust Fund	64,859.99	-	41.22	-	-	21,907.62	-	42,993.59	42,993.59	-	42,993.59	-	42,993.59
211	211	DARE Trust	-	-	-	-	-	-	-	-	-	-	-	-	-
212	212	Seized Property Trust	-	-	-	-	-	-	-	-	-	-	-	-	-
214	214	K9 Trust	74.26	-	-	-	-	-	-	74.26	74.26	-	74.26	-	74.26
216	216	Police Reserve Officers Fund	3,534.00	-	2.25	-	-	-	-	3,536.25	3,536.25	-	3,536.25	-	3,536.25
217	217	Wilson Brewer Park/Depot Foundation	6,793.43	-	4.32	-	-	-	-	6,797.75	6,797.75	-	6,797.75	-	6,797.75
218	218	Webster City Pride Committee	4,251.69	-	-	-	-	-	-	4,251.69	4,251.69	-	4,251.69	-	4,251.69
219	219	Kendall Young Scout Lodge	2,767.50	-	1.76	-	-	-	-	2,769.26	2,769.26	-	2,769.26	-	2,769.26
220	220	Economic Development Revolving	205,642.74	-	176,740.68	-	-	-	-	382,383.42	205,773.42	(176,610.00)	205,773.42	-	205,773.42
228	228	Low/Moderate Income Revolving	495,282.60	-	424.82	-	-	-	-	495,707.42	499,329.29	3,621.87	499,329.29	-	499,329.29
229	229	WC Comercial Rehab Rev Loan Program	151,566.38	-	10,421.91	-	-	7,597.71	-	154,390.58	144,064.99	(10,325.59)	144,064.99	-	144,064.99
231	231	CDBG Housing Rehab	16.90	-	-	-	-	-	-	16.90	16.90	-	16.90	-	16.90
232	232	B.L.U.E.	2,445.49	-	1.55	-	-	-	-	2,447.04	2,447.04	-	2,447.04	-	2,447.04
240	240	USDA Revolving Loan Fund	189,110.77	-	200.17	-	-	-	-	189,310.94	192,310.94	3,000.00	192,310.94	-	192,310.94
250	250	TIF - Riverview	3,136.48	-	-	-	-	-	-	3,136.48	3,136.48	-	3,136.48	-	3,136.48
251	251	TIF- HyVee	3,731.00	-	2.37	-	-	-	-	3,733.37	3,733.37	-	3,733.37	-	3,733.37
255	255	TIF - Brewer Creek Estates	734.90	-	0.47	-	-	-	-	735.37	735.37	-	735.37	-	735.37
260	260	SSMID	28,974.19	-	-	-	-	4,550.00	-	24,424.19	24,424.19	-	24,424.19	-	24,424.19
265	265	TIF - Struchen	-	-	-	-	-	-	-	-	-	-	-	-	-
268	268	TIF - SE Development Park Project	(20,998.39)	-	-	-	-	-	-	(20,998.39)	(20,998.39)	-	(20,998.39)	-	(20,998.39)
272	272	TIF - Mitchell Machine	84.63	-	-	-	-	-	-	84.63	84.63	-	84.63	-	84.63
281	281	TIF - Gourley Subdivision	-	-	-	-	-	-	-	-	-	-	-	-	-
282	282	TIF - SW Watermain Improvement	1.96	-	-	-	-	-	-	1.96	1.96	-	1.96	-	1.96
283	283	TIF - Town & Country (FSB)	13,717.00	-	8.72	-	-	-	-	13,725.72	13,725.72	-	13,725.72	-	13,725.72
284	284	TIF - Fareway Stores	7,118.76	-	4.52	-	-	-	-	7,123.28	7,123.28	-	7,123.28	-	7,123.28
285	285	TIF - First State Bank	6,275.53	-	3.99	-	-	-	-	6,279.52	12,779.52	6,500.00	12,779.52	-	12,779.52
286	286	TIF - Infinity Services LLC	50,671.72	-	32.20	-	-	-	-	50,703.92	50,703.92	-	50,703.92	-	50,703.92
287	287	TIF - Webster City Federal	16,987.90	-	10.80	-	-	-	-	16,998.70	16,998.70	-	16,998.70	-	16,998.70
288	288	TIF - Van Diest Medical Center	(2,500.00)	-	-	-	-	-	-	(2,500.00)	(2,500.00)	-	(2,500.00)	-	(2,500.00)
289	289	TIF - 2013 Medical Complex URA-KTJ (Shopko)	55,811.42	-	35.47	-	-	-	-	55,846.89	55,846.89	-	55,846.89	-	55,846.89
290	290	TIF - 3DK Enterprises	11,081.61	-	7.04	-	-	-	-	11,088.65	11,088.65	-	11,088.65	-	11,088.65
291	291	TIF - 2016 Industrial - WC Custom Meats	(896.55)	-	-	-	-	-	-	(896.55)	(896.55)	-	(896.55)	-	(896.55)
292	292	TIF - Mary Ann's	-	-	-	-	-	-	-	-	-	-	-	-	-
293	293	TIF - Tasler's	(1,500.00)	-	-	-	-	-	-	(1,500.00)	(1,500.00)	-	(1,500.00)	-	(1,500.00)
294	294	TIF - Ridge Development	1,333.12	-	-	-	-	-	-	1,333.12	1,333.12	-	1,333.12	-	1,333.12
295	295	TIF - Gary & Brenda Fox	-	-	-	-	-	-	-	-	-	-	-	-	-
		Subtotal - Special Revenue Funds	3,899,662.40	-	304,410.24	-	-	147,432.72	-	4,056,639.92	3,876,008.33	(180,631.59)	3,876,008.33	-	3,876,008.33
Debt Service Fund															
300	300	Debt Service	530,909.11	-	337.38	-	-	9,154.30	-	522,092.19	522,092.19	-	522,092.19	-	522,092.19
		Subtotal - Debt Service Fund	530,909.11	-	337.38	-	-	9,154.30	-	522,092.19	522,092.19	-	522,092.19	-	522,092.19
Fiduciary & Agency Funds															
400	400	Joe E. Barr Trust	1,629.97	-	-	-	-	-	-	1,629.97	1,629.97	-	1,629.97	-	1,629.97
401	401	Edgar Foster Trust	1,916.02	-	-	-	-	-	-	1,916.02	1,916.02	-	1,916.02	-	1,916.02
402	402	Calvary Cemetery Trust	5,112.28	-	-	-	-	-	-	5,112.28	5,112.28	-	5,112.28	-	5,112.28
403	403	Zella Silvers Trust	2,937.58	-	-	-	-	-	-	2,937.58	2,937.58	-	2,937.58	-	2,937.58
411	411	Mulberry Church	15,145.56	-	9.62	-	-	-	-	15,155.18	15,155.18	-	15,155.18	-	15,155.18
412	412	Youth Advisory	160.00	-	-	-	-	-	-	160.00	160.00	-	160.00	-	160.00
430	430	RAGBRAI	9,932.34	-	-	-	-	4,506.44	-	5,425.90	5,425.90	-	5,425.90	-	5,425.90
		Subtotal - Fiduciary & Agency Funds	36,833.75	-	9.62	-	-	4,506.44	-	32,336.93	32,336.93	-	32,336.93	-	32,336.93

Webster City															
August 2021 Financial Report															
As of August 31, 2021															
Fund Code		Fund Name	Beginning Cash Balance	Beginning Investment Balance	Monthly Revenues	Investments Cashed	Transfers	Monthly Expenditures	Investments Purchased	Ending Cash Balance Before Adjustments	Cash Proof	Balance Sheet Adjustments	Ending Cash Balance	Ending Investment Balance	Treasurer's Ending Balance
Permanent Fund															
404	404	Perpetual Care Trust (Non-exp.)	447,878.93	-	2,154.60	-	-	-	-	450,033.53	450,033.53	-	450,033.53	-	450,033.53
		Subtotal - Permanent Fund	447,878.93	-	2,154.60	-	-	-	-	450,033.53	450,033.53	-	450,033.53	-	450,033.53
Capital Project Funds															
500	500	Capital Improvement Reserve	2,421,310.09	-	78,570.85	-	-	-	-	2,499,880.94	2,499,880.94	-	2,499,880.94	-	2,499,880.94
501	501	American Rescue Plan	-	-	571,580.26	-	-	-	-	571,580.26	571,580.26	-	571,580.26	-	571,580.26
502	502	Brewer Creek Estates	0.75	-	-	-	-	-	-	0.75	0.75	-	0.75	-	0.75
503	503	Boone River Trail	(2,165.00)	-	-	-	-	-	-	(2,165.00)	(2,165.00)	-	(2,165.00)	-	(2,165.00)
504	504	Second Street Reconstruction	(545,414.75)	-	-	-	-	-	-	(545,414.75)	(545,414.75)	-	(545,414.75)	-	(545,414.75)
506	506	Sidewalk Improvement Fund	46,186.42	-	29.35	-	-	-	-	46,215.77	46,215.77	-	46,215.77	-	46,215.77
525	525	Annual Street Maintenance	601,097.27	-	-	-	-	5,046.20	-	596,051.07	578,587.51	(17,463.56)	578,587.51	-	578,587.51
527	527	Public Railroad Crossings	149.30	-	-	-	-	-	-	149.30	149.30	-	149.30	-	149.30
528	528	Bridge Improvements	26,983.86	-	-	-	-	-	-	26,983.86	26,983.86	-	26,983.86	-	26,983.86
531	531	E Second St Sidewalk/Street Improvements	-	-	-	-	-	-	-	-	-	-	-	-	-
532	532	James Street (Old Hwy 20) Project	-	-	-	-	-	-	-	-	-	-	-	-	-
533	533	Superior Street Sidewalk	-	-	-	-	-	-	-	-	-	-	-	-	-
534	534	Wilson-Brewer Park Improvement Project	(15,612.03)	-	1,000.00	-	-	1,916.67	-	(16,528.70)	(31,453.70)	(14,925.00)	(31,453.70)	-	(31,453.70)
535	535	W Twin Park Shelter Project	(1,340.00)	-	-	-	-	-	-	(1,340.00)	(1,340.00)	-	(1,340.00)	-	(1,340.00)
536	536	2020 2nd Street Reconstruction	3,811,809.30	-	2,422.34	-	-	506,828.56	-	3,307,403.08	3,307,403.08	-	3,307,403.08	-	3,307,403.08
537	537	E Twin Improvements	(134,301.45)	-	-	-	-	-	-	(134,301.45)	(134,301.45)	-	(134,301.45)	-	(134,301.45)
		Subtotal - Capital Project Funds	6,208,703.76	-	653,602.80	-	-	513,791.43	-	6,348,515.13	6,316,126.57	(32,388.56)	6,316,126.57	-	6,316,126.57
Enterprise Funds															
601	601	Electric Utility	933,330.65	300,000.00	1,233,868.78	-	-	1,194,044.18	-	973,155.25	6,064,394.94	(104,109.39)	869,045.86	300,000.00	1,169,045.86
601D		Electric Improvement Reserve	2,766,331.77	-	-	-	-	-	-	2,766,331.77	-	-	2,766,331.77	-	2,766,331.77
601E		Project Share Donations	14,983.53	-	84.00	-	-	-	-	15,067.53	-	-	15,067.53	-	15,067.53
601F		Green City Energy Donations	2,723.00	-											

RETURN SERVICE REQUESTED

CITY OF WEBSTER CITY
400 SECOND ST
PO BOX 217
WEBSTER CITY IA 50595-0217

Managing Your Accounts

	Customer Service (515)832-1133
	Telephone Banking (800)260-8419
	Mailing Address 635 1st Street Webster City, IA 50595
	Online Banking www.availa.bank

WE'RE UPDATING OUR BANKING ALERTS SYSTEM!

NEW...options...flexibility...and security!

The new changes will take effect on **August 16**. New customers and those already using the Banking Alerts System may manage their new alert settings by logging into mobile or online banking.

Availa Bank

Visit us at availa.bank

AMES / ANKENY / ARCADIA / CARROLL / COON RAPIDS / COUNCIL BLUFFS / DENISON
FORT DODGE / HOLSTEIN / JEWELL / NEVADA / POCAHONTAS / ROLAND / SIOUX CITY / WEBSTER CITY



Summary of Accounts

Account Type	Account Number	Ending Balance
PUBLIC FUNDS CHECKING	7021673	\$500,212.33

PUBLIC FUNDS CHECKING-7021673

Account Summary

Date	Description	Amount
08/01/2021	Beginning Balance	\$500,212.33
	109 Credit(s) This Period	\$4,457,448.15
	308 Debit(s) This Period	\$4,457,448.15
08/31/2021	Ending Balance	\$500,212.33

Interest Summary

Description	Amount
Annual Percentage Yield Earned	0.50%
Interest Days	31
Interest Earned Not Paid	\$0.00
Interest Paid This Period	\$212.33
Interest Paid Year-to-Date	\$1,664.39
Minimum Balance	\$500,000.00

Deposits

Date	Description	Amount
08/02/2021	Deposit	\$30,914.57
08/02/2021	Deposit	\$49,715.47



PUBLIC FUNDS CHECKING-7021673 (continued)

Deposits (continued)

Date	Description	Amount
08/03/2021	Deposit	\$93,252.18
08/04/2021	Deposit	\$34,908.80
08/05/2021	Transfer Deposit From DDA XXXXXX1682	\$156,003.01
08/06/2021	Deposit	\$101,848.64
08/06/2021	Deposit	\$85,287.55
08/09/2021	Deposit	\$57,606.34
08/10/2021	Deposit	\$112,805.68
08/11/2021	Deposit	\$82,830.27
08/12/2021	Deposit	\$103,594.96
08/13/2021	Transfer Deposit From DDA XXXXXX1682	\$13,190.70
08/16/2021	Deposit	\$37,247.67
08/16/2021	Deposit	\$30,954.63
08/17/2021	Deposit	\$49,385.55
08/18/2021	Deposit	\$8,572.18
08/19/2021	Deposit	\$21,248.48
08/19/2021	Transfer Deposit From DDA XXXXXX1682	\$145,777.45
08/20/2021	Transfer Deposit From DDA XXXXXX1682	\$573,204.97
08/23/2021	Deposit	\$260.27
08/23/2021	Deposit	\$51,937.12
08/23/2021	Deposit	\$33,890.69
08/23/2021	Transfer Deposit From DDA XXXXXX1682	\$910,858.47
08/24/2021	Transfer Deposit From DDA XXXXXX1682	\$172,086.58
08/25/2021	Deposit	\$31,029.68
08/25/2021	Deposit	\$49,152.05
08/27/2021	Deposit	\$24,453.88
08/27/2021	Deposit	\$17,192.52
08/30/2021	Deposit	\$61,562.53
08/30/2021	Deposit	\$123.95
08/31/2021	Deposit	\$63,932.91
08/31/2021	Accr Earning Pymt Added to Account	\$212.33

Electronic Credits

Date	Description	Amount
08/02/2021	ACH Deposit PAYMENTECH DEPOSIT CITY OF WEBSTER CITY	\$2,763.50
08/02/2021	ACH Deposit ST OF IA-E.F.T. E.F.T. WEBSTER CITY CITY OF	\$571,580.26
08/03/2021	ACH Deposit PAYMENTECH DEPOSIT CITY OF WEBSTER CITY	\$6,072.89
08/03/2021	ACH Deposit PAYMENTECH DEPOSIT Webster Service Fee	\$0.83
08/03/2021	ACH Deposit PAYMENTECH DEPOSIT Webster City Govt	\$30.00
08/03/2021	ACH Deposit PAYMENTECH DEPOSIT CITY OF WEBSTER CITY	\$644.86
08/04/2021	ACH Deposit FCSAMERICA FCSA AFCSA EXP CITY OF WEBSTER CI	\$2,228.48
08/04/2021	ACH Deposit PAYMENTECH DEPOSIT CITY OF WEBSTER CITY	\$4,453.52
08/04/2021	ACH Deposit PAYMENTECH DEPOSIT Webster City Govt	\$5.20

PUBLIC FUNDS CHECKING-7021673 (continued)

Electronic Credits (continued)

Date	Description	Amount
08/05/2021	ACH Deposit CAPTURIS BILL PAY CITY OF WEBSTER	\$953.91
08/05/2021	ACH Deposit PAYMENTECH DEPOSIT CITY OF WEBSTER CITY	\$1,997.90
08/05/2021	ACH Deposit THRIFTY WHITE DIRECT PAY City Of Webster Cit	\$783.49
08/06/2021	ACH Deposit PAYMENTECH DEPOSIT CITY OF WEBSTER CITY	\$1,426.76
08/09/2021	ACH Deposit FIRST STATE BANK CASH TRANS CITY OF WEBSTER	\$20.83
08/09/2021	ACH Deposit PAYMENTECH DEPOSIT CITY OF WEBSTER CITY	\$4,598.20
08/10/2021	ACH Deposit Corn Belt Power AP CITY OF WEBSTER CITY	\$293.47
08/10/2021	ACH Deposit GRAND TRUNK WEST PAYMENT CITY OF WEBSTER CIT	\$908.49
08/10/2021	ACH Deposit PAYMENTECH DEPOSIT CITY OF WEBSTER CITY	\$3,202.89
08/10/2021	ACH Deposit PAYMENTECH DEPOSIT Webster City Govt	\$5.20
08/10/2021	ACH Deposit PAYMENTECH DEPOSIT CITY OF WEBSTER CITY	\$1,515.33
08/10/2021	ACH Deposit PAYMENTECH DEPOSIT CITY OF WEBSTER CITY	\$1,232.74
08/10/2021	ACH Deposit THE HANOR CO WI PAYABLES CITY OF WEBSTER CIT	\$1,092.28
08/10/2021	ACH Deposit Webster City UTILITY CITY OF WEBSTER CITY U	\$147,510.49
08/11/2021	ACH Deposit PAYMENTECH DEPOSIT CITY OF WEBSTER CITY	\$4,986.75
08/11/2021	ACH Deposit PAYMENTECH DEPOSIT Webster City Govt	\$9.65
08/12/2021	ACH Deposit PAYMENTECH DEPOSIT CITY OF WEBSTER CITY	\$5,289.75
08/12/2021	ACH Deposit PAYMENTECH DEPOSIT Webster Service Fee	\$0.66
08/12/2021	ACH Deposit PAYMENTECH DEPOSIT Webster City Govt	\$24.01
08/12/2021	ACH Deposit ST OF IA-E.F.T. E.F.T. WEBSTER CITY CITY OF	\$150.00
08/13/2021	ACH Deposit PAYMENTECH DEPOSIT CITY OF WEBSTER CITY	\$1,758.67
08/16/2021	ACH Deposit MARY ANNS SPECIA WC USDA CITY OF WEBSTER CIT	\$8,403.36
08/16/2021	ACH Deposit PAYMENTECH DEPOSIT CITY OF WEBSTER CITY	\$2,645.49
08/16/2021	ACH Deposit PAYMENTECH DEPOSIT Webster Service Fee	\$0.69
08/16/2021	ACH Deposit PAYMENTECH DEPOSIT Webster City Govt	\$25.00
08/16/2021	ACH Deposit ST OF IA-E.F.T. E.F.T. WEBSTER CITY CITY OF	\$95.59
08/16/2021	ACH Deposit ST OF IA-E.F.T. E.F.T. WEBSTER CITY CITY OF	\$93.87
08/17/2021	ACH Deposit CAPTURIS BILL PAY CITY OF WEBSTER	\$18,778.68
08/17/2021	ACH Deposit MEMBERS TRUST CO DEPOSIT CITY OF WEBSTER CIT	\$5,141.35

PUBLIC FUNDS CHECKING-7021673 (continued)

Electronic Credits (continued)

Date	Description	Amount
08/17/2021	ACH Deposit MEMBERS TRUST CO DEPOSIT CITY OF WEBSTER CIT	\$4,012.95
08/17/2021	ACH Deposit PAYMENTECH DEPOSIT CITY OF WEBSTER CITY	\$4,306.84
08/17/2021	ACH Deposit PAYMENTECH DEPOSIT Webster City Govt	\$105.00
08/17/2021	ACH Deposit PAYMENTECH DEPOSIT Webster Service Fee	\$69.68
08/17/2021	ACH Deposit PAYMENTECH DEPOSIT CITY OF WEBSTER CITY	\$99.93
08/17/2021	ACH Deposit PAYMENTECH DEPOSIT CITY OF WEBSTER CITY	\$1,562.04
08/17/2021	ACH Deposit ST OF IA-E.F.T. E.F.T. WEBSTER CITY CITY OF	\$74,974.24
08/18/2021	ACH Deposit PAYMENTECH DEPOSIT CITY OF WEBSTER CITY	\$4,631.75
08/19/2021	ACH Deposit PAYMENTECH DEPOSIT CITY OF WEBSTER CITY	\$2,355.35
08/19/2021	ACH Deposit PAYMENTECH DEPOSIT Webster Service Fee	\$2.06
08/19/2021	ACH Deposit PAYMENTECH DEPOSIT Webster City Govt	\$75.00
08/20/2021	ACH Deposit Corn Belt Power AP CITY OF WEBSTER CITY	\$90,504.46
08/20/2021	ACH Deposit GRAND TRUNK WEST PAYMENT CITY OF WEBSTER CIT	\$1,051.30
08/20/2021	ACH Deposit PAYMENTECH DEPOSIT CITY OF WEBSTER CITY	\$25,616.11
08/20/2021	ACH Deposit PAYMENTECH DEPOSIT Webster Service Fee	\$1.51
08/20/2021	ACH Deposit PAYMENTECH DEPOSIT Webster City Govt	\$55.00
08/20/2021	ACH Deposit Webster City UTILITY CITY OF WEBSTER CITY U	\$64,529.91
08/23/2021	ACH Deposit PAYMENTECH DEPOSIT CITY OF WEBSTER CITY	\$4,135.82
08/24/2021	ACH Deposit PAYMENTECH DEPOSIT CITY OF WEBSTER CITY	\$5,148.66
08/24/2021	ACH Deposit PAYMENTECH DEPOSIT CITY OF WEBSTER CITY	\$2,329.48
08/24/2021	ACH Deposit PAYMENTECH DEPOSIT CITY OF WEBSTER CITY	\$671.85
08/25/2021	ACH Deposit Corn Belt Power AP CITY OF WEBSTER CITY	\$1,400.44
08/25/2021	ACH Deposit PAYMENTECH DEPOSIT CITY OF WEBSTER CITY	\$2,626.37
08/26/2021	ACH Deposit PAYMENTECH DEPOSIT CITY OF WEBSTER CITY	\$1,182.05
08/27/2021	ACH Deposit FAREWAY STORES ACH CITY OF WEBSTER CITY U	\$10,815.42
08/27/2021	ACH Deposit PAYMENTECH DEPOSIT CITY OF WEBSTER CITY	\$5,086.00
08/27/2021	ACH Deposit PAYMENTECH DEPOSIT Webster City Govt	\$145.00
08/27/2021	ACH Deposit PAYMENTECH DEPOSIT Webster Service Fee	\$3.96
08/27/2021	ACH Deposit ST OF IA-E.F.T. E.F.T. WEBSTER CITY CITY OF	\$76,633.01

PUBLIC FUNDS CHECKING-7021673 (continued)

Electronic Credits (continued)

Date	Description	Amount
08/27/2021	ACH Deposit ST OF IA-E.F.T. E.F.T. WEBSTER CITY CITY OF	\$27,998.32
08/30/2021	ACH Deposit GRAND TRUNK WEST PAYMENT CITY OF WEBSTER CIT	\$864.55
08/30/2021	ACH Deposit PAYMENTECH DEPOSIT CITY OF WEBSTER CITY	\$24,844.74
08/30/2021	ACH Deposit PAYMENTECH DEPOSIT Webster City Govt	\$87.10
08/30/2021	ACH Deposit ST OF IA-E.F.T. E.F.T. WEBSTER CITY CITY OF	\$8,962.00
08/31/2021	ACH Deposit PAYMENTECH DEPOSIT CITY OF WEBSTER CITY	\$3,231.59
08/31/2021	ACH Deposit PAYMENTECH DEPOSIT Webster Service Fee	\$3.02
08/31/2021	ACH Deposit PAYMENTECH DEPOSIT Webster City Govt	\$110.00
08/31/2021	ACH Deposit PAYMENTECH DEPOSIT CITY OF WEBSTER CITY	\$590.81
08/31/2021	ACH Deposit PAYMENTECH DEPOSIT CITY OF WEBSTER CITY	\$857.71

Electronic Debits

Date	Description	Amount
08/02/2021	ACH Payment IA DEPT OF REV IA REV PAY WEBSTER CITY CITY	\$5,642.00
08/02/2021	ACH Payment RUAN, INCORPORAT PAYMENTS CITY OF WEBSTER CI	\$3,990.33
08/03/2021	ACH Payment PAYMENTECH DEPOSIT CITY OF WEBSTER CITY	\$464.25
08/03/2021	ACH Payment PAYMENTECH FEE Webster Service Fee	\$31.90
08/03/2021	ACH Payment PAYMENTECH FEE Webster City Govt	\$32.13
08/05/2021	ACH Payment Webster City PAYROLL CITY OF WEBSTER CITY	\$134,641.94
08/05/2021	ACH Payment Xpress Bill Pay BILLING Webster City	\$553.96
08/06/2021	ACH Payment IA DEPT OF REV IA REV PAY WEBSTER CITY CITY	\$8,374.00
08/09/2021	ACH Payment IA CHILD SUPPORT CHILD SUPP CITY OF WEBSTER	\$532.14
08/10/2021	ACH Payment IRS USATAXPYMT CITY OF WEBSTER CITY	\$44,105.50
08/11/2021	ACH Payment IA DEPT OF REV IA REV PAY WEBSTER CITY CITY	\$4,874.00
08/11/2021	ACH Payment IA DEPT OF REV IA REV PAY WEBSTER CITY CITY	\$15,014.00
08/19/2021	ACH Payment IPERS PAYROLL CITY OF WEBSTER CITY	\$39,643.37
08/19/2021	ACH Payment Webster City PAYROLL CITY OF WEBSTER CITY	\$126,220.72
08/20/2021	ACH Payment CITY OF WEBSTER USDA TRANS CHECKING * * * 1673	\$3,000.00
08/20/2021	ACH Payment IPERS PAYROLL CITY OF WEBSTER CITY	\$266.88
08/23/2021	ACH Payment IA CHILD SUPPORT CHILD SUPP CITY OF WEBSTER	\$532.14

PUBLIC FUNDS CHECKING-7021673 (continued)

Electronic Debits (continued)

Date	Description	Amount
08/23/2021	ACH Payment IA DEPT OF REV IA REV PAY WEBSTER CITY CITY	\$8,013.00
08/23/2021	ACH Payment NIMECA WC PwrBill Webster City	\$861,462.85
08/24/2021	ACH Payment IRS USATAXPYMT CITY OF WEBSTER CITY	\$43,863.51
08/24/2021	ACH Payment IA DEPT OF REV IA REV PAY WEBSTER CITY CITY	\$10,266.00
08/24/2021	ACH Payment IA DEPT OF REV IA REV PAY WEBSTER CITY CITY	\$3,803.00
08/25/2021	ACH Payment USDA RD RUS PAYMENT WEBSTER CITY, CITY	\$16,806.72

Other Debits

Date	Description	Amount
08/01/2021	Transfer Withdrawal To DDA XXXXXX1682	\$212.33
08/02/2021	Transfer Withdrawal To DDA XXXXXX1682	\$583,339.95
08/03/2021	Transfer Withdrawal To DDA XXXXXX1682	\$98,473.83
08/04/2021	Deposit Item Ret CHARGE BACK CK-DEBORAH LARSON-NSF	\$260.27
08/04/2021	Transfer Withdrawal To DDA XXXXXX1682	\$34,197.64
08/04/2021	Dep Item Ret Chrg	\$5.00
08/06/2021	Transfer Withdrawal To DDA XXXXXX1682	\$80,957.28
08/09/2021	Transfer Withdrawal To DDA XXXXXX1682	\$5,009.04
08/10/2021	Transfer Withdrawal To DDA XXXXXX1682	\$189,703.99
08/11/2021	Transfer Withdrawal To DDA XXXXXX1682	\$56,549.27
08/12/2021	Dep Item Rtn ACH Webster City UTILITY GANTENBEIN, TERRY-NSF	\$123.95
08/12/2021	Transfer Withdrawal To DDA XXXXXX1682	\$106,693.19
08/12/2021	Dep Item Ret Chrg	\$5.00
08/16/2021	Transfer Withdrawal To DDA XXXXXX1682	\$78,146.45
08/17/2021	Transfer Withdrawal To DDA XXXXXX1682	\$138,783.64
08/18/2021	Transfer Withdrawal To DDA XXXXXX1682	\$8,620.51
08/25/2021	Transfer Withdrawal To DDA XXXXXX1682	\$58,954.66
08/26/2021	Transfer Withdrawal To DDA XXXXXX1682	\$319.96
08/27/2021	Transfer Withdrawal To DDA XXXXXX1682	\$160,814.01
08/30/2021	Transfer Withdrawal To DDA XXXXXX1682	\$96,066.69
08/31/2021	Transfer Withdrawal To DDA XXXXXX1682	\$67,906.91

PUBLIC FUNDS CHECKING-7021673 (continued)

Checks Cleared

Check Nbr	Date	Amount	Check Nbr	Date	Amount	Check Nbr	Date	Amount
2620	08/03/2021	\$18.47	2808	08/23/2021	\$217.25	55082	08/09/2021	\$241.25
2644*	08/13/2021	\$119.32	2809	08/24/2021	\$273.20	55083	08/09/2021	\$69.70
2646*	08/03/2021	\$18.47	2810	08/24/2021	\$416.73	55084	08/06/2021	\$153.84
2681*	08/03/2021	\$73.88	2811	08/30/2021	\$182.85	55085	08/06/2021	\$1,616.75
2725*	08/05/2021	\$76.77	2812	08/24/2021	\$196.99	55086	08/09/2021	\$413.00
2732*	08/13/2021	\$60.29	2814*	08/24/2021	\$260.43	55087	08/16/2021	\$5.22
2740*	08/03/2021	\$64.64	2815	08/24/2021	\$313.22	55088	08/13/2021	\$38.74
2741	08/05/2021	\$585.56	2816	08/24/2021	\$65.00	55089	08/13/2021	\$46.00
2745*	08/02/2021	\$418.89	2817	08/20/2021	\$29,863.98	55091*	08/09/2021	\$400.00
2748*	08/02/2021	\$517.66	2818	08/24/2021	\$32.00	55092	08/10/2021	\$95.85
2752*	08/05/2021	\$153.53	2819	08/23/2021	\$215.00	55093	08/09/2021	\$2,112.83
2761*	08/18/2021	\$46.17	54737*	08/24/2021	\$33.03	55094	08/16/2021	\$522.25
2762	08/16/2021	\$92.26	54800*	08/17/2021	\$18,945.92	55095	08/11/2021	\$168.80
2763	08/16/2021	\$46.17	54818*	08/27/2021	\$128.55	55096	08/17/2021	\$98.30
2764	08/18/2021	\$2,028.19	54939*	08/23/2021	\$1,289.62	55097	08/06/2021	\$1,175.30
2765	08/13/2021	\$51.68	54940	08/11/2021	\$3,776.67	55098	08/09/2021	\$65.00
2766	08/25/2021	\$36.94	54983*	08/02/2021	\$162.12	55099	08/09/2021	\$6,972.30
2767	08/16/2021	\$18.47	54985*	08/11/2021	\$125.00	55100	08/06/2021	\$240.00
2768	08/10/2021	\$446.20	54986	08/05/2021	\$9,093.95	55101	08/06/2021	\$2,380.00
2769	08/11/2021	\$55.41	54987	08/03/2021	\$200.00	55102	08/10/2021	\$300.00
2770	08/11/2021	\$51.68	54989*	08/02/2021	\$8,000.00	55104*	08/06/2021	\$2,440.00
2771	08/11/2021	\$119.60	55018*	08/05/2021	\$14,207.28	55105	08/06/2021	\$157.90
2772	08/11/2021	\$51.68	55021*	08/02/2021	\$51,872.85	55106	08/06/2021	\$650.00
2773	08/10/2021	\$68.91	55033*	08/02/2021	\$1,030.00	55107	08/18/2021	\$800.00
2774	08/13/2021	\$36.94	55037*	08/06/2021	\$86.50	55108	08/05/2021	\$100.00
2775	08/13/2021	\$585.56	55039*	08/18/2021	\$160.07	55109	08/09/2021	\$686.07
2776	08/10/2021	\$316.22	55050*	08/03/2021	\$250.00	55110	08/10/2021	\$25.20
2777	08/16/2021	\$588.49	55054*	08/10/2021	\$20,262.00	55111	08/09/2021	\$7,315.63
2778	08/16/2021	\$46.99	55055	08/12/2021	\$2,056.04	55112	08/10/2021	\$267.50
2779	08/17/2021	\$529.01	55056	08/19/2021	\$52.50	55113	08/10/2021	\$1,202.40
2780	08/10/2021	\$189.17	55057	08/10/2021	\$313.00	55114	08/09/2021	\$7.86
2781	08/10/2021	\$496.93	55058	08/10/2021	\$650.00	55115	08/11/2021	\$474.05
2782	08/24/2021	\$412.35	55060*	08/06/2021	\$96.00	55116	08/09/2021	\$1,300.00
2783	08/06/2021	\$55.53	55061	08/09/2021	\$9,154.30	55117	08/09/2021	\$127.90
2784	08/10/2021	\$356.19	55062	08/17/2021	\$14.39	55118	08/11/2021	\$1,086.73
2785	08/10/2021	\$68.57	55063	08/06/2021	\$496.61	55119	08/10/2021	\$312.00
2788*	08/09/2021	\$143.78	55064	08/10/2021	\$4,297.50	55120	08/06/2021	\$604.21
2789	08/10/2021	\$152.53	55065	08/09/2021	\$724.83	55121	08/13/2021	\$143.72
2790	08/17/2021	\$65.00	55066	08/06/2021	\$3,861.00	55122	08/06/2021	\$7,921.66
2791	08/11/2021	\$33.00	55068*	08/05/2021	\$325.32	55123	08/10/2021	\$3,000.00
2792	08/11/2021	\$215.00	55069	08/09/2021	\$77.58	55124	08/09/2021	\$387.03
2793	08/24/2021	\$3,431.62	55070	08/09/2021	\$5,060.20	55125	08/11/2021	\$808.51
2794	08/25/2021	\$68.91	55071	08/09/2021	\$227.36	55126	08/06/2021	\$14,925.00
2795	08/25/2021	\$18.47	55072	08/09/2021	\$141.80	55127	08/09/2021	\$367.68
2797*	08/24/2021	\$361.79	55073	08/06/2021	\$492.00	55128	08/09/2021	\$17,463.56
2798	08/24/2021	\$92.35	55074	08/10/2021	\$52.70	55129	08/06/2021	\$1,727.00
2799	08/25/2021	\$68.91	55075	08/09/2021	\$755.61	55130	08/11/2021	\$4,003.27
2800	08/26/2021	\$492.12	55076	08/10/2021	\$520.51	55131	08/03/2021	\$373.19
2802*	08/24/2021	\$123.91	55077	08/04/2021	\$7,133.09	55132	08/09/2021	\$1,221.94
2804*	08/31/2021	\$381.57	55078	08/06/2021	\$2,886.14	55133	08/12/2021	\$181.20
2805	08/24/2021	\$219.22	55079	08/06/2021	\$55,238.35	55134	08/09/2021	\$564.29
2806	08/27/2021	\$355.55	55080	08/13/2021	\$13,615.00	55135	08/11/2021	\$420.00
2807	08/31/2021	\$412.56	55081	08/06/2021	\$1,203.88	55136	08/13/2021	\$252.12

PUBLIC FUNDS CHECKING-7021673 (continued)

Checks Cleared (continued)

Check Nbr	Date	Amount	Check Nbr	Date	Amount	Check Nbr	Date	Amount
55137	08/09/2021	\$65.00	55174	08/20/2021	\$334.91	55212*	08/20/2021	\$9.38
55138	08/10/2021	\$160.04	55175	08/23/2021	\$406.31	55213	08/20/2021	\$506,828.56
55139	08/06/2021	\$824.00	55176	08/26/2021	\$142.28	55214	08/24/2021	\$3,878.40
55140	08/09/2021	\$179.84	55177	08/26/2021	\$117.40	55215	08/24/2021	\$100.00
55142*	08/09/2021	\$437.85	55178	08/19/2021	\$765.58	55216	08/23/2021	\$57.77
55143	08/10/2021	\$203.66	55179	08/20/2021	\$2,507.21	55217	08/23/2021	\$929.00
55144	08/10/2021	\$1,000.00	55180	08/23/2021	\$27.63	55218	08/23/2021	\$5,000.00
55145	08/23/2021	\$41,878.82	55181	08/19/2021	\$1,151.17	55219	08/26/2021	\$75.00
55146	08/19/2021	\$225.00	55182	08/25/2021	\$1,575.00	55220	08/23/2021	\$168.95
55147	08/20/2021	\$40.41	55183	08/20/2021	\$12,722.60	55221	08/20/2021	\$57.50
55148	08/19/2021	\$100.00	55184	08/20/2021	\$5,115.46	55222	08/20/2021	\$1,374.50
55149	08/20/2021	\$2,485.00	55185	08/24/2021	\$551.14	55223	08/20/2021	\$2,000.00
55150	08/20/2021	\$5,859.67	55186	08/20/2021	\$153.00	55224	08/23/2021	\$756.80
55151	08/20/2021	\$3,844.78	55187	08/20/2021	\$19.99	55225	08/27/2021	\$1,030.00
55152	08/20/2021	\$875.88	55188	08/23/2021	\$1,952.84	55226	08/24/2021	\$1,026.60
55153	08/20/2021	\$40,397.85	55189	08/20/2021	\$1,325.31	55227	08/24/2021	\$715.00
55155*	08/20/2021	\$402.18	55191*	08/23/2021	\$245.47	55228	08/24/2021	\$14,391.45
55156	08/20/2021	\$6,006.66	55192	08/23/2021	\$2,036.61	55229	08/23/2021	\$4,095.00
55157	08/24/2021	\$72.00	55193	08/23/2021	\$122.46	55230	08/24/2021	\$147.91
55158	08/23/2021	\$226.00	55194	08/20/2021	\$287.22	55231	08/20/2021	\$1,004.94
55159	08/23/2021	\$148.00	55195	08/25/2021	\$48.65	55232	08/20/2021	\$87.92
55160	08/20/2021	\$1,434.80	55196	08/25/2021	\$120.29	55233	08/20/2021	\$9,282.31
55161	08/23/2021	\$67.01	55197	08/24/2021	\$225.28	55234	08/25/2021	\$516.04
55162	08/23/2021	\$112.79	55198	08/20/2021	\$246.85	55235	08/24/2021	\$90,504.46
55163	08/30/2021	\$195.33	55199	08/23/2021	\$686.00	55236	08/24/2021	\$694.17
55164	08/23/2021	\$5,111.59	55200	08/20/2021	\$5,040.00	55237	08/23/2021	\$201.77
55165	08/23/2021	\$1,107.49	55201	08/19/2021	\$1,300.00	55238	08/23/2021	\$102.00
55166	08/25/2021	\$1,215.30	55202	08/20/2021	\$1,301.68	55239	08/23/2021	\$4,572.32
55167	08/24/2021	\$66.00	55203	08/23/2021	\$50,993.13	55240	08/20/2021	\$783.06
55168	08/20/2021	\$222.00	55204	08/23/2021	\$53.88	55242*	08/23/2021	\$358.83
55169	08/23/2021	\$74.04	55205	08/26/2021	\$4.29	55244*	08/24/2021	\$3,674.91
55170	08/20/2021	\$2,160.00	55206	08/18/2021	\$1,548.99	55248*	08/20/2021	\$626.74
55171	08/20/2021	\$106,194.23	55207	08/26/2021	\$31.00	55249	08/23/2021	\$6,000.00
55172	08/24/2021	\$24.90	55208	08/31/2021	\$25.00	55250	08/25/2021	\$4,728.65
55173	08/25/2021	\$50.00	55209	08/23/2021	\$1,860.00	55251	08/20/2021	\$799.80

* Indicates skipped check number





Daily Balances

Date	Amount	Date	Amount	Date	Amount
08/01/2021	\$500,000.00	08/11/2021	\$500,000.00	08/23/2021	\$500,000.00
08/02/2021	\$500,000.00	08/12/2021	\$500,000.00	08/24/2021	\$500,000.00
08/03/2021	\$500,000.00	08/13/2021	\$500,000.00	08/25/2021	\$500,000.00
08/04/2021	\$500,000.00	08/16/2021	\$500,000.00	08/26/2021	\$500,000.00
08/05/2021	\$500,000.00	08/17/2021	\$500,000.00	08/27/2021	\$500,000.00
08/06/2021	\$500,000.00	08/18/2021	\$500,000.00	08/30/2021	\$500,000.00
08/09/2021	\$500,000.00	08/19/2021	\$500,000.00	08/31/2021	\$500,212.33
08/10/2021	\$500,000.00	08/20/2021	\$500,000.00		

RETURN SERVICE REQUESTED

CITY OF WEBSTER CITY
SWEEP ACCOUNT
400 SECOND ST
PO BOX 217
WEBSTER CITY IA 50595-0217

Managing Your Accounts

	Customer Service (515)832-1133
	Telephone Banking (800)260-8419
	Mailing Address 635 1st Street Webster City, IA 50595
	Online Banking www.availa.bank

WE'RE UPDATING OUR BANKING ALERTS SYSTEM!

NEW...options...flexibility...and security!

The new changes will take effect on **August 16**. New customers and those already using the Banking Alerts System may manage their new alert settings by logging into mobile or online banking.

Availa Bank

Visit us at availa.bank

AMES / ANKENY / ARCADIA / CARROLL / COON RAPIDS / COUNCIL BLUFFS / DENISON
FORT DODGE / HOLSTEIN / JEWELL / NEVADA / POCAHONTAS / ROLAND / SIOUX CITY / WEBSTER CITY



Summary of Accounts

Account Type	Account Number	Ending Balance
PUBLIC FUNDS CHECKING	7021682	\$27,663,120.50

PUBLIC FUNDS CHECKING-7021682

Account Summary

Date	Description	Amount
08/01/2021	Beginning Balance	\$27,850,605.69
	18 Credit(s) This Period	\$1,783,635.99
	6 Debit(s) This Period	\$1,971,121.18
08/31/2021	Ending Balance	\$27,663,120.50

Interest Summary

Description	Amount
Annual Percentage Yield Earned	0.79%
Interest Days	31
Interest Earned Not Paid	\$0.00
Interest Paid This Period	\$18,886.64
Interest Paid Year-to-Date	\$141,165.86
Minimum Balance	\$27,260,171.63

Deposits

Date	Description	Amount
08/01/2021	Transfer Deposit From DDA XXXXXX1673	\$212.33



PUBLIC FUNDS CHECKING-7021682 (continued)

Deposits (continued)

Date	Description	Amount
08/02/2021	Transfer Deposit From DDA XXXXXX1673	\$583,339.95
08/03/2021	Transfer Deposit From DDA XXXXXX1673	\$98,473.83
08/04/2021	Transfer Deposit From DDA XXXXXX1673	\$34,197.64
08/06/2021	Transfer Deposit From DDA XXXXXX1673	\$80,957.28
08/09/2021	Transfer Deposit From DDA XXXXXX1673	\$5,009.04
08/10/2021	Transfer Deposit From DDA XXXXXX1673	\$189,703.99
08/11/2021	Transfer Deposit From DDA XXXXXX1673	\$56,549.27
08/12/2021	Transfer Deposit From DDA XXXXXX1673	\$106,693.19
08/16/2021	Transfer Deposit From DDA XXXXXX1673	\$78,146.45
08/17/2021	Transfer Deposit From DDA XXXXXX1673	\$138,783.64
08/18/2021	Transfer Deposit From DDA XXXXXX1673	\$8,620.51
08/25/2021	Transfer Deposit From DDA XXXXXX1673	\$58,954.66
08/26/2021	Transfer Deposit From DDA XXXXXX1673	\$319.96
08/27/2021	Transfer Deposit From DDA XXXXXX1673	\$160,814.01
08/30/2021	Transfer Deposit From DDA XXXXXX1673	\$96,066.69
08/31/2021	Transfer Deposit From DDA XXXXXX1673	\$67,906.91
08/31/2021	Accr Earning Pymt Added to Account	\$18,886.64

Other Debits

Date	Description	Amount
08/05/2021	Transfer Withdrawal To DDA XXXXXX1673	\$156,003.01
08/13/2021	Transfer Withdrawal To DDA XXXXXX1673	\$13,190.70
08/19/2021	Transfer Withdrawal To DDA XXXXXX1673	\$145,777.45
08/20/2021	Transfer Withdrawal To DDA XXXXXX1673	\$573,204.97
08/23/2021	Transfer Withdrawal To DDA XXXXXX1673	\$910,858.47
08/24/2021	Transfer Withdrawal To DDA XXXXXX1673	\$172,086.58

Daily Balances

Date	Amount	Date	Amount	Date	Amount
08/01/2021	\$27,850,818.02	08/05/2021	\$28,410,826.43	08/11/2021	\$28,743,046.01
08/02/2021	\$28,434,157.97	08/06/2021	\$28,491,783.71	08/12/2021	\$28,849,739.20
08/03/2021	\$28,532,631.80	08/09/2021	\$28,496,792.75	08/13/2021	\$28,836,548.50
08/04/2021	\$28,566,829.44	08/10/2021	\$28,686,496.74	08/16/2021	\$28,914,694.95

PUBLIC FUNDS CHECKING-7021682 (continued)

Daily Balances (continued)

Date	Amount	Date	Amount	Date	Amount
08/17/2021	\$29,053,478.59	08/23/2021	\$27,432,258.21	08/27/2021	\$27,480,260.26
08/18/2021	\$29,062,099.10	08/24/2021	\$27,260,171.63	08/30/2021	\$27,576,326.95
08/19/2021	\$28,916,321.65	08/25/2021	\$27,319,126.29	08/31/2021	\$27,663,120.50
08/20/2021	\$28,343,116.68	08/26/2021	\$27,319,446.25		





Overdraft and Returned Item Fees

	Total for this period	Total year-to-date
Total Overdraft Fees	\$0.00	\$0.00
Total Returned Item Fees	\$0.00	\$0.00

RETURN SERVICE REQUESTED

CITY OF WEBSTER CITY
WC USDA REVOLVING LOAN
400 SECOND ST
PO BOX 217
WEBSTER CITY IA 50595-0217

Managing Your Accounts

	Customer Service (515)832-1133
	Telephone Banking (800)260-8419
	Mailing Address 635 1st Street Webster City, IA 50595
	Online Banking www.availa.bank

WE'RE UPDATING OUR BANKING ALERTS SYSTEM!

NEW...options...flexibility...and security!

The new changes will take effect on **August 16**. New customers and those already using the Banking Alerts System may manage their new alert settings by logging into mobile or online banking.

Availa Bank

Visit us at availa.bank

AMES / ANKENY / ARCADIA / CARROLL / COON RAPIDS / COUNCIL BLUFFS / DENISON
FORT DODGE / HOLSTEIN / JEWELL / NEVADA / POCAHONTAS / ROLAND / SIOUX CITY / WEBSTER CITY



Summary of Accounts

Account Type	Account Number	Ending Balance
PUBLIC FUNDS CHECKING	7025498	\$190,290.05

PUBLIC FUNDS CHECKING-7025498

Account Summary

Date	Description	Amount
08/01/2021	Beginning Balance	\$187,210.06
	2 Credit(s) This Period	\$3,079.99
	0 Debit(s) This Period	\$0.00
08/31/2021	Ending Balance	\$190,290.05

Interest Summary

Description	Amount
Annual Percentage Yield Earned	0.50%
Interest Days	31
Interest Earned Not Paid	\$0.00
Interest Paid This Period	\$79.99
Interest Paid Year-to-Date	\$591.16
Minimum Balance	\$187,210.06

Deposits

Date	Description	Amount
08/31/2021	Accr Earning Pymt Added to Account	\$79.99

Report Criteria:

Print Outstanding Checks and Deposits and Bank and Book Adjustments

GENERAL CHECKING (GENERAL CHECKING) (1)

August 31, 2021

Account: 00110000

Bank Account Number: 7021673

Bank Statement Balance:	28,353,622.88	Book Balance Previous Month:	28,436,891.52
Outstanding Deposits:	7,942.63	Total Receipts:	2,432,768.62
Outstanding Checks:	212,129.61	Total Disbursements:	2,719,523.66
Bank Adjustments:	700.58	Book Adjustments:	.00
Bank Balance:	28,150,136.48	Book Balance:	28,150,136.48

Outstanding Deposits

Deposit Number	Deposit Amount	Deposit Number	Deposit Amount	Deposit Number	Deposit Amount	Deposit Number	Deposit Amount
18	188.67	1283	5,087.72	1296	2,625.85	1298	.69
1184	100.00-	1284	73.00	1297	66.70		
						Total:	7,942.63

Deposits cleared: 90 items Deposits Outstanding: 7 items

Outstanding Checks

Check Number	Check Amount	Check Number	Check Amount	Check Number	Check Amount	Check Number	Check Amount
1020	29.09	18050	71.73	50838	56.57	53242	13.59
1072	28.63	18333	49.48	50893	138.91	53285	6.00
1073	35.79	18616	2.25	50896	75.11	53306	72.35
1710	23.09	18738	39.35	50927	2.07	53452	34.78
1733	18.47	18760	44.22	51131	40.29	53551	15.21
1741	55.41	18862	68.08	51172	28.13	53637	5.17
1742	14.78	19009	377.00	51447	16.00	53693	132.41
1818	62.33	19329	11.93	51583	163.26	53704	83.58
1844	55.41	20274	62.14	51589	243.78	53752	2.87
1881	17.08	20489	274.07	51590	24.73	53783	1.32
1895	36.94	20538	31.15	51592	48.15	53811	166.00
1916	92.35	20570	71.91	51595	10.11	53818	61,147.67
2563	16.16	20579	75.00	51601	18.75	53891	90.33
2577	110.82	20909	69.01	51682	64.72	53921	136.62
2786	113.12	21362	21.47	51691	16.30	54138	21.48
2787	261.63	21368	1.82	51808	7.01	54342	131.26
2796	18.47	21796	46.03	51842	45.58	54408	135.49
2801	68.91	50049	44.27	52148	59.99	54425	132.94
2803	73.88	50350	58.63	52249	7.28	54429	118.65
2813	101.01	50419	80.15	52296	74.44	54543	12.63
3754	55.41	50432	152.90	52555	32.31	54668	19.48
6804	28.63-	50508	42.57	52557	25.00	54783	34.14
17532	247.00	50509	40.83	52814	88.87	54829	75.00
17542	97.12	50631	12.47	52900	29.62	54855	9.36
17791	64.67	50792	2.67	52934	54.42	54867	75.00
17939	1.86	50833	64.37	53208	111.27	54907	16.91

Check Number	Check Amount	Check Number	Check Amount	Check Number	Check Amount	Check Number	Check Amount
54925	101.80	55028	3,000.00	55190	180.00	55246	38.53
54958	25.00	55059	30.35	55210	991.12	55247	356.00
55001	125.00	55067	195.11	55211	130,050.44	55252	7,597.71
55014	132.87	55103	1,000.00	55241	67.81		
55015	250.00	55141	202.29	55243	42.54	Total:	212,129.61
55019	40.98	55154	5.35	55245	37.50		

Checks cleared: 288 items Checks Outstanding: 125 items

Bank Adjustments

Description	Amount	Description	Amount
O/S CASH DEPOSIT	19,009.18	FULLER TRUST PYMT	9,154.30-
FULLER TRUST PYMT	9,154.30-		
		Total:	700.58

Book Adjustments

No book adjustments found!

Report Criteria:

Print Outstanding Checks and Deposits and Bank and Book Adjustments

**City of Webster City - Receipts
AUGUST, 2021**

<u>FUND</u>	<u>AMOUNT</u>
GENERAL FUND	\$98,268.11
ROAD USE TAX FUND	\$75,910.71
TIF	\$105.58
SSMID	\$0.00
SPECIAL REVENUE FUNDS	\$228,393.95
DEBT SERVICE FUND	\$337.38
FIDUCIARY FUNDS	\$9.62
PERMANENT FUND	\$2,154.60
IMPROVEMENT FUNDS	\$653,602.80
ELECTRIC UTILITY FUND	\$1,235,486.91
WATER UTILITY FUND	\$187,058.59
SEWER UTILITY FUND	<u>\$245,163.90</u>
TOTAL	<u>\$2,726,492.15</u>


City of Webster City
Summary of Investments - August 2021

<u>Financial Institution</u>	<u>Investment</u>	<u>Term</u>		<u>Purchase Date</u>	<u>Due Date</u>	<u>Redeem Date</u>	<u>Int Rate</u>	<u>Begin Balance</u>	<u>Purchased</u>	<u>Redeemed</u>	<u>Ending Balance</u>	<u>Month Interest</u>	<u>Interest YTD</u>
Availa Bank	CD-9 mo-purch-April 2021	9 month	126597	04/10/21	01/10/22		0.15%	507,619.45	-		507,619.45		
Availa Bank	Sweep Account						0.77%	-	-	-	-	18,886.64	38,128.28
Availa Bank	USDA Revolving Loan Checking						0.50%					79.99	158.68
Availa Bank	Checking Account						0.50%					212.33	424.66
								507,619.45	-	-	507,619.45	19,178.96	38,711.62

INSPECTOR:


DATE	TIME		REASON	ACTIVITY	FINDING	ACTION	REASON:
9/1/2021	2:44 PM	1 1119 John St. (Utilities Turn-On Inspection)	1	21	30	40	01 Routine Inspection
		Site Visit (GREEN)					02 Complaint Inspection
9/1/2021	3:01 PM	2 1010 Des Moines St. (Office Remodel)	1	13(b)	30	40	03 Routine re-Inspection
		Site Visit (Footings & Reinforcement)					04 Complaint Re-Insp.
9/1/2021	3:13 PM	3 1021 Summit Dr. (Addition & Remodel)	5	13(a)	30	40	05 Permit Research
		Site Visit (Setbacks & 1st Photos)					ACTIVITY:
9/2/2021	12:09 PM	4 508 Hillcrest Dr. (NEW Deck)	5	13(a)	30	40	10 Mechanical
		Site Visit (Setbacks & 1st Photos)					11 Plumbing
9/2/2021	2:34 PM	5 400 White Fox Rd. (NEW A/C & Sewer Reconst.)	1	10 & 11(a)	30	40	a. Service-Sewer-Water
		Site Visit (GREEN)					b. Rough In
9/2/2021	2:44 PM	6 1527 Superior St. (Damaged Sign)	1	19	30	40	c. Under Slab
		Site Visit (GREEN)					d. Final
9/2/2021	2:47 PM	7 613 Ohio St. (NEW 2nd Floor)	1	13(b)©	30	40	12 Electrical
		Site Visit (Footings & Framing Inspection)(GREEN)					a. Service
9/2/2021	3:06 PM	8 703 Laura Ln. (Reconst. Sewer Service Line)	1	11(b)	30	40	b. Rough In
		Site Visit (Interior & Below Slab Concrete)					c. Final
9/2/2021	3:18 PM	9 820 Crestview Dr. (Garage Addition)	5	13(a)	30	40	13 Building
		Site Visit (Setbacks & 1st Photos)					a. Zoning
9/2/2021	3:29 PM	10 404 E. Second St. (Accessory Bldg)	5	13(a)	30	40	b. Footing
		Site Visit (Setbacks & 1st Photos)					c. Framing
9/2/2021	3:44 PM	11 645 Maple Ave. (Sewer Service Line)	5	11(a)	30	40	d. Sheet Rock
		Site Visit (1st Photos)					e. Final
9/2/2021	3:49 PM	12 615 E. Second St. (DEMO House & Property)	1	15	30	40	14 Entrance
		Site Visit (Final)(GREEN)					15 Demolition
9/2/2021	4:09 PM	13 1301 Union St. (Abate Property)	2	21	30	40	16 Moving
		Site Visit (Compliance)					17 Excavation
9/2/2021	4:16 PM	14 501 Closz Dr. (USDA)(NEW Construction)	1	14	30	40	18 Mobile Home
		Site Visit (Entrance & Reinforcement)					19 Sign
9/2/2021	4:29 PM	15 1412 Seneca St. (UNSAFE Dwelling & Detached Garage)	2	20	31	41	20 Unsafe Building
		Site Visit (Update Photos & Walk-Through)					21 Property Maintenance
9/2/2021	4:33 PM	16 1311 Seneca St. (UNSAFE Garage)	2	20	31	41	22 Other
		Site Visit (Update Photos & Walk-Through)					NUISANCE:
9/3/2021	11:03 AM	17 1010 Des Moines St. (Office Remodel)	1	13(b)	30	40	26 Weeds or Grass
		Site Visit (Footings & Reinforcement)					27 Rubbish &/or Debris
9/3/2021	11:24 AM	18 803 Des Moines St. (UNSAFE BLDG)	2	13©	30	40	28 Other
		D.B.I. (Roof Joist Damage)(AMBER)					FINDINGS:
9/3/2021	11:38 AM	19 1113 Bank St. (Add-On Deck)	5	13(a)	30	40	30 Satisfactory
		Site Visit (Setbacks & 1st Photos)					31 Unsatisfactory
9/7/2021	8:40 AM	20 608 Des Moines St. (Load Bearing Wall)	1	13©	30	40	32 Continued Unsatisfactory
		Site Visit (Wall Open)					33 Permit Needed
9/7/2021	9:14 AM	21 1000 Des Moines St. (NEW Water Heater)	1	11(d)	30	40	34 City Not Involved
		Site Visit (GREEN)					35 Not Home
9/7/2021	11:48 AM	22 1100 Superior St. (WTP Shelter)	1	11(b)	30	40	36 Other
		Site Visit (Sewer Stack Water Test)(GREEN)					ACTION:
9/7/2021	1:15 PM	23 220 Ohio St. (Train Depot Remodel)	5	13(a)	30	40	40 No Cause for Action
		Site Visit (1st Photos)					41 Abatement
9/7/2021	2:40 PM	24 833 Walnut St. (NEW ROW Sidewalk)	1	14	30	40	42 Condemnation
		Site Visit (Pre-Concrete)(GREEN)					43 Demolition
9/7/2021	2:34 PM	25 813 South St. (Sewer Service Line Reconst.)	1	11(a)	30	40	44 Vacate Order Issued
		Site Visit (#1 GREEN)					45 Office Hearing
9/7/2021	3:12 PM	26 308 Elm St. (NEW Fence)	5	13(a)	30	40	46 Show Cause Action
		Site Visit (1st Photos)					47 Other

Red Triangle refers to a Comment in that event. See: shared (\\SHARED); Zoning Inspection; Cory S; Daily Field Log 2019; Look Up Month // Date(s)



DATE	TIME		REASON	ACTIVITY	FINDING	ACTION	REASON:
9/8/2021	9:35 AM	1 1605 Broadway St. (Garage Addition)	1	13©	30	40	01 Routine Inspection
		Site Visit (Framing Inspection)					02 Complaint Inspection
9/8/2021	10:04 AM	2 628 Second ST. (Facade Reconst.)	1	22	30	40	03 Routine re-Inspection
		Site Visit (Encroachment City ROW)					04 Complaint Re-Insp.
9/8/2021	11:37 AM	3 916 Superior St. (NEW Entrance & Sidewalk)	1	14	30	40	05 Permit Research
		Site Visit (Curb & Cutter)(Rough Cut)					ACTIVITY:
9/8/2021	11:42 AM	4 1010 Des Moines St. (Office Remodel)	1	14	30	40	10 Mechanical
		Site Visit (Footing & Reinforcement)					11 Plumbing
9/8/2021	12:45 PM	5 1011 N. Terrace Dr. (Remodel)	5	13(a)	30	40	a. Service-Sewer-Water
		Site Visit (1st Photos)(Pre-Permit)					b. Rough In
9/8/2021	2:06 PM	6 906 South St. (Accessory Bldg)	1	13 €	30	40	c. Under Slab
		Site Visit (NO Permit Needed)(Under 120 sq. ft.)					d. Final
9/8/2021	2:17 PM	7 1716 Superior St. (Abate Property)	1	13©	30	40	12 Electrical
		Site Visit (1st Day Starting Abatement)					a. Service
9/8/2021	3:58 PM	8 810 Southfield Dr. (NEW Water Heater)	1	11(e)	30	40	b. Rough In
		Site Visit (GREEN)					c. Final
9/8/2021	4:07 PM	9 1332 Grand St. (NEW Fence)	1	13(a)	30	40	13 Building
		Site Visit (Setback Q's)(GREEN)					a. Zoning
9/8/2021	4:29 PM	10 1502 Collins (NEW Accessory Bldg)	1	13(e)	30	40	b. Footing
		Site Visit (Final)(GREEN)					c. Framing
9/8/2021	4:50 PM	11 1111 Grove St. (UNSAFE Steps)	2	20	30	40	d. Sheet Rock
		D.B.I. (DEMO Complete)(GREEN)					e. Final
9/9/2021	10:05 AM	12 916 Superior St. (NEW Entrance & Sidewalk)	1	14	30	40	14 Entrance
		Site Visit (Curb & Cutter)(Rough Cut)					15 Demolition
9/9/2021	10:17 AM	13 1620 Superior St. (NEW Furnace & A/C)	1	10	30	40	16 Moving
		Site Visit (GREEN)					17 Excavation
9/9/2021	11:32 AM	14 1023 Prospect St. (Sewer Service Line Reconst.)	1	11(a)	30	40	18 Mobile Home
		Site Visit (GREEN)					19 Sign
9/9/2021	12:02 PM	15 805 Des Moines St. (Damage Window)	1	21	30	40	20 Unsafe Building
		Site Visit (Secured Window w/Plywood)					21 Property Maintenance
9/9/2021	12:13 PM	16 803 Des Moines St. (UNSAFE Bldg)	2	20	30	40	22 Other
		D.B.I. (Compliance)					NUISANCE:
9/9/2021	12:28 PM	17 1010 Des Moines St. (Office Remodel)	1	14	30	40	26 Weeds or Grass
		Site visit (Entrance-Sidewalk Concrete Pour)					27 Rubbish &/or Debris
9/9/2021	12:37 PM	18 1010 Des Moines St. (Office Remodel)	1	10	31	47	28 Other
		Site Visit (Air Unit Above Ceiling)(AMBER)					FINDINGS:
9/9/2021	12:54 PM	19 345 Fair Meadow Dr. (NEW Fence)	5	13(a)	30	40	30 Satisfactory
		Site Visit (Setbacks & 1st Photos)					31 Unsatisfactory
9/10/2021	8:29 AM	20 813 South St. (Sewer Service Line Reconst.)	1	11	30	40	32 Continued Unsatisfactory
		Site Visit (Street Patch)(GREEN)					33 Permit Needed
9/10/2021	8:35 AM	21 813 South St. (Sewer Service Line Reconst.)	1	11(a)	30	40	34 City Not Involved
		Site Visit (#2 GREEN)					35 Not Home
9/10/2021	9:10 AM	22 820 Crestview Dr. (Garage Addition)	1	13(b)	30	40	36 Other
		Site Visit (Footing & Reinforcement)					ACTION:
9/10/2021	9:36 AM	23 1021 Summit Dr. (Addition & Remodel)	5	13(a)	30	40	40 No Cause for Action
		Site Visit (Interior Walk-Through)					41 Abatement
9/10/2021	9:48 AM	24 833 Walnut St. (NEW ROW Sidewalk)	1	14	30	40	42 Condemnation
		Site Visit (Final)(GREEN)					43 Demolition
9/10/2021	9:54 AM	25 518 Second St. (Utility Inspection)	1	13	30	40	44 Vacate Order Issued
		Site Visit (GREEN)					45 Office Hearing
9/10/2021	2:37 PM	26 1021 Summit Dr. (NEW Furnace)	1	10	30	40	46 Show Cause Action
		Site Visit (GREEN)					47 Other

Red Triangle refers to a Comment in that event. See: shared (\\SHARED); Zoning Inspection; Cory S; Daily Field Log 2019; Look Up Month // Date(s)



DATE	TIME		REASON	ACTIVITY	FINDING	ACTION	REASON:
9/10/2021	2:44 PM	1 820 Crestview Dr. (Garage Addition) Site Visit (Footings & Pad)(Concrete Pour)	1	13(b)	30	40	01 Routine Inspection 02 Complaint Inspection
9/10/2021	10:19 AM	2 850 First St. (Entrance Q's) Site Visit (Setbacks & 1st Photos)	1	14	30	40	03 Routine re-Inspection 04 Complaint Re-Insp.
9/10/2021	2:21 PM	3 916 Superior St. (NEW Entrance & Sidewalk) Site Visit (Curb)(Concrete Pour)	1	14	30	40	05 Permit Research
9/10/2021	2:59 PM	4 1100 Mary Ln. (NEW Signs) Site Visit (GREEN)	1	19	30	40	ACTIVITY: 10 Mechanical 11 Plumbing
9/13/2021	3:05 PM	5 1001 First St. (Remodel) Site Visit (Interior Reconst. Sewer Service Line)(GREEN)	1	11(b)	30	40	a. Service-Sewer-Water b. Rough In
9/13/2021	3:29 PM	6 1402 Collins St. (NEW OnDemand Water Heater) Site Visit (GREEN)	1	11(d)	30	40	c. Under Slab d. Final
9/13/2021	3:44 PM	7 1019 Walnut St. (NEW Entrance & Sidewalk) Site Visit (1st Photos)	1	14	30	40	12 Electrical a. Service
9/14/2021	8:28 AM	8 1924 Superior St. (NEW Construction) Site Visit (#1 Interior Sewer Line Water Test)(GREEN)	1	11(b)	30	40	b. Rough In c. Final
9/14/2021	8:42 AM	9 415 Webster St. (NEW Fence) Site Visit (Final)(GREEN)	1	13(e)	30	40	13 Building a. Zoning
9/14/2021	8:44 AM	10 415 Webster St. (Entrance Q's) Site Visit (Setbacks & 1st Photos)	1	14	30	40	b. Footing c. Framing
9/14/2021	8:53 AM	11 1614 Seneca St. (NEW Fence) Site Visit (Setbacks & 1st Photos)	5	13(a)	30	40	d. Sheet Rock e. Final
9/14/2021	9:00 AM	12 2235 Edgewood Drive (30 Plex #2) Site Visit (Start Dirt Work)	1	13	30	40	14 Entrance 15 Demolition
9/14/2021	9:24 AM	13 1924 Superior St. (NEW Construction) Site Visit (#2 Interior Sewer Line Water Test)(GREEN)	1	11(b)	30	40	16 Moving 17 Excavation
9/14/2021	9:30 AM	14 1010 Des Moines St. (Office Remodel) Site visit (Entrance-Sidewalk Concrete Pour)	1	14	30	40	18 Mobile Home 19 Sign
9/14/2021	9:58 AM	15 2349 Hospital Dr. (Fiber Hut C) Site Visit (Start Dirt Work)	1	13(b)	30	40	20 Unsafe Building 21 Property Maintenance
9/14/2021	10:03 AM	16 2350 Hospital Dr. (ER Remodel) Site Visit (Final)(GREEN)	1	13(e)	30	40	22 Other
9/14/2021	10:08 AM	17 501 Clossz Dr. (USDA)(NEW Construction) Site Visit (Entrance Final)(GREEN)	1	14	30	40	NUISANCE: 26 Weeds or Grass 27 Rubbish &/or Debris
9/14/2021	10:18 AM	18 400 Clossz Dr. (NEW Construction)(John Deere) Site Visit (Mezzanine Steel Floor Frame)	1	13©	30	40	28 Other
9/14/2021	10:20 AM	19 400 Clossz Dr. (NEW Construction)(John Deere) Site Visit (Installing Interior Panels)(PEMB)	1	13©	30	40	FINDINGS: 30 Satisfactory 31 Unsatisfactory
9/14/2021	10:53 AM	20 1129 Kathy Ln. (NEW A/C) Site Visit (GREEN)	1	10	30	40	32 Continued Unsatisfactory 33 Permit Needed
9/14/2021	10:59 AM	21 1924 Superior St. (NEW Construction) Site Visit (#3 Interior Sewer Line Water Test)(GREEN)	1	11(b)	30	40	34 City Not Involved 35 Not Home
9/14/2021	12:00 PM	22 403 Broadway St. (UNSAFE Bldg) D.B.I. (Re-Secure Doors & Windows)	2	20	31	47	36 Other
9/14/2021	1:05 PM	23 916 Superior St. (NEW Entrance & Sidewalk) Site Visit (Sidewalk Pre-Concrete Pour)	1	14	30	40	ACTION: 40 No Cause for Action 41 Abatement
9/14/2021	1:15 PM	24 1216 Cottage Rd. (NEW Deck) Site Visit (Framing Inspection)(GREEN)	1	13©	30	40	42 Condemnation 43 Demolition
9/14/2021	3:42 PM	25 400 Clossz Dr. (NEW Construction)(John Deere) Site Visit (Plmbg Below Grade Rough-In)	1	11(b)	30	40	44 Vacate Order Issued 45 Office Hearing
9/14/2021	3:50 PM	26 400 Clossz Dr. (NEW Construction)(John Deere) Site Visit (Mezzanine Steel Floor Frame)	1	13©	30	40	46 Show Cause Action 47 Other

Red Triangle refers to a Comment in that event. See: shared (\\SHARED); Zoning Inspection; Cory S; Daily Field Log 2019; Look Up Month // Date(s)



DATE	TIME		REASON	ACTIVITY	FINDING	ACTION
9/14/2021	4:02 PM	1 916 Superior St. (NEW Entrance & Sidewalk)	1	14	30	40
		Site Visit (Concrete Pour)				
9/14/2021	1:23 PM	2 520 Washington St. (NEW A/C)	1	10	30	40
		Site Visit (GREEN)				
9/14/2021	1:35 PM	3 401 Hillcrest Dr. (NEW Furnace & A/C)	1	10	30	40
		Site Visit (GREEN)				
9/14/2021	1:53 PM	4 508 Lincoln Dr. (NEW Egress Window)	1	13(e)	30	40
		Site Visit (Exterior Final)(GREEN)				
9/14/2021	2:17 PM	5 602 Second St. (Abate Front Façade)	2	21	30	40
		Site Visit (1st Photos)				
9/14/2021	3:14 PM	6 1114 Division St. (NEW Water Heater)	1	11(d)	30	40
		Site Visit (GREEN)				
9/14/2021	3:34 PM	7 1615 Superior St. (NEW Deck)	1	13©	30	40
		Site Visit (Framing Inspection)(GREEN)				
9/15/2021	8:38 AM	8 1010 Des Moines St. (Office Remodel)	1	14	30	40
		Site visit (Entrance-Sidewalk Concrete Pour)				
9/15/2021	9:02 AM	9 608 Des Moines St. (Load Bearing Wall)	1	13©	30	40
		Site Visit (Framing Inspection)(GREEN)				
9/15/2021	10:36 AM	10 2349 Hospital Dr. (Fiber Hut C)	1	13(b)	30	40
		Site Visit (Footings & Steel Reinforcement)				
9/15/2021	2:39 PM	11 2349 Hospital Dr. (Fiber Hut C)	1	13(b)	30	40
		Site Visit (Footing Concrete Pour)				
9/15/2021	3:03 PM	12 204 Bicentennial Ct. (Water Service Line Reconst.)	1	11(a)	30	40
		Site Visit (1st Photos)				
9/15/2021	3:12 PM	13 1504 Union St. (NEW Fence)	5	13(a)	30	40
		Site Visit (Setbacks & 1st Photos)				
9/16/2021	10:00 AM	14 400 Closz Dr. (NEW Construction)(John Deere)	1	13©	30	40
		Site Visit (Starting Steel Roof Installment)				
9/16/2021	10:02 AM	15 501 Closz Dr. (USDA)(NEW Construction)	1	13(e)	30	40
		Site Visit (Final Inspection)(GREEN)				
9/16/2021	11:17 AM	16 Aldrich Dr. (NEW Entrance)	1	14	30	40
		Site Visit (Starting Dirt Work)				
9/16/2021	11:21 AM	17 2349 Hospital Dr. (Fiber Hut C)	1	13(b)	30	40
		Site Visit (Ground Ring Trench)				
9/16/2021	11:27 AM	18 1924 Superior St. (NEW Construction)	1	11(b)	30	40
		Site Visit (#4 Interior Sewer Line Water Test)(GREEN)				
9/16/2021	11:35 AM	19 1924 Superior St. (NEW Construction)	1	13©	30	40
		Site Visit (Rubber Roof)				
9/16/2021	3:57 PM	20 103 Edgewood Dr. (NEW Furnace & A/C)	1	10	30	40
		Site Visit (GREEN)				
9/16/2021	4:23 PM	21 1716 Superior St. (Covered Porch)	2	13©	30	40
		D.B.I. (2nd UPDATE)				
9/17/2021	1:10 PM	22 1924 Superior St. (NEW Construction)	1	11(b)	30	40
		Site Visit (#5 Interior Sewer Line Water Test)(GREEN)				
9/17/2021	2:09 PM	23 615 E. Second St. (NEW Dwelling)	5	13(a)	30	40
		Site Visit (Setbacks & 1st Photos)				
9/17/2021	2:11 PM	24 300 E. Second St. (Accessory Bldg)	5	13(a)	30	40
		Site Visit (Setbacks & 1st Photos)				
9/17/2021	2:17 PM	25 200 E. Second St. (UNSAFE Deck)	2	20	30	40
		D.B.I. (1st Photos)(RED)				
9/17/2021	2:35 PM	26 1416 First St. (NEW Entrance)	1	14	30	40
		Site Visit (Final Inspection)(GREEN)				

Red Triangle refers to a Comment in that event. See: shared (\\SHARED); Zoning Inspection; Cory S; Daily Field Log 2019;

Approved: 08/14/2019 By: CLS



DATE	TIME		REASON	ACTIVITY	FINDING	ACTION	REASON:
9/17/2021	2:38 PM	1 1437 First St. (NEW Detached Garage)	1	13(b)	30	40	01 Routine Inspection
		Site Visit (CMU Update & In-Floor Hting)(AMBER)					02 Complaint Inspection
9/17/2021	2:42 PM	2 1441 First St. (UNSAFE Upper Steps)	2	20	31	47	03 Routine re-Inspection
		D.B.I. (Started DEMO)(AMBER)					04 Complaint Re-Insp.
9/17/2021	8:22 AM	3 1504 Union St. (NEW Fence)	1	13(a)	30	40	05 Permit Research
		Site Visit (Property Line Q's)					ACTIVITY:
9/17/2021	3:30 PM	4 518 Second St. (Remodel)	1	13(a)	30	40	10 Mechanical
		Site Visit (Walk-Through)					11 Plumbing
9/20/2021	11:09 AM	5 1924 Superior St. (NEW Construction)	1	13©	30	40	a. Service-Sewer-Water
		Site Visit (Final Rough-In Framing)					b. Rough In
9/20/2021	1:18 PM	6 1924 Superior St. (NEW Construction)	1	11(b)	30	40	c. Under Slab
		Site Visit (#6 Interior Sewer Line Water Test)(GREEN)					d. Final
9/20/2021	1:28 PM	7 1216 Cottage Rd. (NEW Deck)	1	13(e)	30	40	12 Electrical
		Site Visit (Final)(GREEN)					a. Service
9/20/2021	1:41 PM	8 400 Closz Dr. (NEW Construction)(John Deere)	1	11(b)	30	40	b. Rough In
		Site Visit (Plmbg Below Grade Rough-In)					c. Final
9/20/2021	1:47 PM	9 400 Closz Dr. (NEW Construction)(John Deere)	1	13©	30	40	13 Building
		Site Visit (Roof Covering)					a. Zoning
9/20/2021	1:50 PM	10 400 Closz Dr. (NEW Construction)(John Deere)	1	13©	30	40	b. Footing
		Site Visit (Exterior Trim-Out Windows)					c. Framing
9/20/2021	2:06 PM	11 Aldrich Dr. (NEW Field Entrance)	1	14	30	40	d. Sheet Rock
		Site Visit (Rough-In Dirt Work)					e. Final
9/20/2021	2:08 PM	12 501 Closz Dr. (USDA)(NEW Construction)	1	13&19	30	40	14 Entrance
		Site Visit (Final Sign & Parking Lot)(GREEN)					15 Demolition
9/20/2021	3:46 PM	13 906 Willson Ave. (NEW Water Service Line)	1	11(a)	30	40	16 Moving
		Site Visit (Final)(GREEN)					17 Excavation
9/21/2021	10:58 AM	14 409 Prospect St. (Addition-NEW Dwelling)	5	13(a)	30	40	18 Mobile Home
		Site Visit (Setbacks & 1st Photos)					19 Sign
9/21/2021	11:05 AM	15 411 Prospect St. (NEW Fence)	5	13(a)	36	40	20 Unsafe Building
		Site Visit (Q's on Requirements)					21 Property Maintenance
9/21/2021	11:30 AM	16 520 Washington St. (NEW Furnace & A/C)	1	10	30	40	22 Other
		Site Visit (Final)(GREEN)					NUISANCE:
9/21/2021	11:57 AM	17 1010 Des Moines St. (Office Remodel)	1	14	30	40	26 Weeds or Grass
		Site Visit (Curb & Cutter Concrete Pour)					27 Rubbish &/or Debris
9/21/2021	1:32 PM	18 707 Second St. (Exterior Finish Violation)	2	21	30	40	28 Other
		D.B.I. (Abate Siding Started)					FINDINGS:
9/21/2021	1:46 PM	19 1007 Third St. (Relocate Accessory Bldg)	5	13(a)	30	40	30 Satisfactory
		Site Visit (Setbacks & 1st Photos)					31 Unsatisfactory
9/21/2021	1:56 PM	20 733 Second St. (Façade Repair)	1	21	30	40	32 Continued Unsatisfactory
		Site Visit (Started Repairs)					33 Permit Needed
9/21/2021	1:58 PM	21 713 Second Street (Remodel-Refurbish)	5	13(a)	30	40	34 City Not Involved
		Site Visit (Roof Phase Walk-Through)					35 Not Home
9/21/2021	3:59 PM	22 1305 Locust St. (NEW Fence)	5	13(a)	30	40	36 Other
		Site Visit (Setbacks & 1st Photos)					ACTION:
9/21/2021	4:12 PM	23 1100 Bank St. (Fire Damage Detached Garage)	1	13(a)	30	40	40 No Cause for Action
		Site Visit (DEMO Started)					41 Abatement
9/22/2021	10:08 AM	24 1010 Des Moines St. (Office Remodel)	1	14	30	40	42 Condemnation
		Site visit (Entrance-Sidewalk Concrete Pour)					43 Demolition
9/22/2021	10:29 AM	25 410 Elm St. (Fiber Hut A)	1	13(b)	30	40	44 Vacate Order Issued
		Site Visit (Footings & Steel Reinforcement)					45 Office Hearing
9/22/2021	10:55 AM	26 1100 Superior St. (ETP Shelter Remodel)	5	13(a)	30	40	46 Show Cause Action
		Site Visit (1st Photos Remodel)					47 Other

Red Triangle refers to a Comment in that event. See: shared (\\SHARED); Zoning Inspection; Cory S; Daily Field Log 2019; Look Up Month // Date(s)



DATE	TIME		REASON	ACTIVITY	FINDING	ACTION	REASON:
9/22/2021	11:30 AM	1 1010 Des Moines St. (Office Remodel)	1	14	30	40	01 Routine Inspection
		Site visit (Entrance-Sidewalk Concrete Pour)					02 Complaint Inspection
9/22/2021	11:45 AM	2 1924 Superior St. (NEW Construction)	1	11(b)	30	40	03 Routine re-Inspection
		Site Visit (#7 Interior Sewer Line Water Test)(GREEN)					04 Complaint Re-Insp.
9/22/2021	12:57 PM	3 1010 Des Moines St. (Office Remodel)	1	14	30	40	05 Permit Research
		Site visit (Entrance-Sidewalk Concrete Pour)					ACTIVITY:
9/22/2021	1:02 PM	4 410 Elm St. (Fiber Hut A)	1	13(b)	30	40	10 Mechanical
		Site Visit (Concrete Pour)					11 Plumbing
9/22/2021	3:13 PM	5 1718 Willson Ave. (Remodel)	1	13©	30	40	a. Service-Sewer-Water
		Site Visit (Exterior Wall Living Room)(GREEN)					b. Rough In
9/22/2021	4:09 PM	6 1021 Summit Dr. (Addition & Remodel)	1	13(b)	30	40	c. Under Slab
		Site Visit (Footings & Reinforcement)					d. Final
9/23/2021	9:51 AM	7 1100 Betsy Ln. (NEW Water Heater)	1	11(e)	30	40	12 Electrical
		Site Visit (GREEN)					a. Service
9/23/2021	10:03 AM	8 1021 Summit Dr. (Addition & Remodel)	1	13(b)	30	40	b. Rough In
		Site Visit (Concrete Pour)					c. Final
9/23/2021	10:27 AM	9 2300 Des Moines St. (NEW A/C)	1	10	30	40	13 Building
		Site Visit (GREEN)					a. Zoning
9/23/2021	10:31 AM	10 2349 Hospital Dr. (Fiber Hut C)	1	13(b)	30	40	b. Footing
		Site Visit (Underground Conduit)					c. Framing
9/23/2021	10:35 AM	11 410 Elm St. (Fiber Hut A)	1	13(b)	30	40	d. Sheet Rock
		Site Visit (Ground Ring Trench)					e. Final
9/23/2021	10:47 AM	12 321 Second St. (Scooter's)(NEW Construction)	1	13(b)	30	40	14 Entrance
		Site Visit (Started Breaking Ground)					15 Demolition
9/23/2021	3:01 PM	13 645 Maple Ave. (Sewer Service Line Reconst.)	1	11(a)	30	40	16 Moving
		Site Visit (GREEN)					17 Excavation
9/24/2021	1:11 PM	14 1021 Summit Dr. (Addition & Remodel)	1	13(b)	30	40	18 Mobile Home
		Site Visit (Footings & Reinforcement)					19 Sign
9/24/2021	1:26 PM	15 714 Webster St. (NEW Fence)	1	13 (e)	30	40	20 Unsafe Building
		Site Visit (Final)(GREEN)					21 Property Maintenance
9/24/2021	1:32 PM	16 1019 Walnut St. (NEW Entrance & Sidewalk)	1	14	30	40	22 Other
		Site Visit (Final)(GREEN)					NUISANCE:
9/24/2021	1:41 PM	17 2235 Edgewood Drive (30 Plex #2)	1	13	30	40	26 Weeds or Grass
		Site Visit (Starting Parking Lot)(Concrete Pour)					27 Rubbish &/or Debris
9/24/2021	5:12 PM	18 204 Bicentennial Ct. (Water Service Line Reconst.)	1	11(a)	30	40	28 Other
		Site Visit (Final)(GREEN)					FINDINGS:
9/27/2021	2:50 PM	19 300 Red Bull Division Dr. (NEW Construction)	1	13(b)	30	40	30 Satisfactory
		Site Visit (Started Moving Dirt)					31 Unsatisfactory
9/27/2021	3:23 PM	20 1005 Woolsey Ave. (UNSAFE Detached Garage)	2	20	31	47	32 Continued Unsatisfactory
		D.B.I. (Fire Damage)(1st Photos)					33 Permit Needed
9/27/2021	3:27 PM	21 1009 Woolsey Ave. (Abate Property)	2	21	31	47	34 City Not Involved
		D.B.I. (Fire Damage)(1st Photos)					35 Not Home
9/27/2021	3:59 PM	22 200 E. Second St. (NEW Deck)	1	13©	30	40	36 Other
		Site Visit (Update Photos)					ACTION:
9/28/2021	10:32 AM	23 345 Fair Meadow Dr. (Interior Remodel)	1	13(e)	30	40	40 No Cause for Action
		Site Visit (Final)(GREEN)					41 Abatement
9/28/2021	11:41 AM	24 2235 Edgewood Drive (30 Plex #2)	1	13	30	40	42 Condemnation
		Site Visit (Parking Lot Concrete Pour)					43 Demolition
9/28/2021	2:24 PM	25 1014 Elm St. (NEW Dwelling)	1	11(b/c)	30	40	44 Vacate Order Issued
		Site Visit (Below Slab Rough-In Plumbing)					45 Office Hearing
9/28/2021	2:54 PM	26 634 Webster St. (UNSAFE Detached Garage)	2	20	30	40	46 Show Cause Action
		D.B.I. (Compliance)					47 Other

Red Triangle refers to a Comment in that event. See: shared (\\SHARED); Zoning Inspection; Cory S; Daily Field Log 2019; Look Up Month // Date(s)

INSPECTOR:


DATE	TIME	REASON	ACTIVITY	FINDING	ACTION	REASON:	
9/28/2021	4:30 PM	1 321 Second St. (Scooter's)(NEW Construction) Site Visit (Final Setback)(GREEN)	1	13(a)	30	40	01 Routine Inspection 02 Complaint Inspection
9/29/2021	8:24 AM	2 400 Closz Dr. (NEW Construction)(John Deere) Site Visit (Mezzanine Concrete Pour)	1	13(b)	30	40	03 Routine re-Inspection 04 Complaint Re-Insp.
9/29/2021	8:31 AM	3 400 Closz Dr. (NEW Construction)(John Deere) Site Visit (Roof Steel Installation)(GREEN)	1	13©	30	40	05 Permit Research
9/29/2021	8:41 AM	4 400 Closz Dr. (NEW Construction)(John Deere) Site Visit (Parking Lot Concrete Pour)	1	13	30	40	ACTIVITY: 10 Mechanical 11 Plumbing
9/29/2021	9:21 AM	5 308 Elm St. (NEW Fence) Site Visit (Final)(GREEN)	1	13(e)	30	40	a. Service-Sewer-Water b. Rough In
9/29/2021	3:34 PM	6 911 Water St. (NEW Deck) Site Visit (Setback & 1st Photos)	5	13(a)	30	40	c. Under Slab d. Final
9/29/2021	3:44 PM	7 508 Hillcrest Dr. (NEW Deck) Site Visit (Framing Inspection)(GREEN)	1	13©	30	40	12 Electrical a. Service
9/29/2021	4:02 PM	8 318 Willow St. (Master & Bedroom Addition) Site Visit (Final Inspection)(GREEN)	1	13(e)	30	40	b. Rough In c. Final
9/29/2021	4:17 PM	9 414 Willow St. (NEW Deck, Rear) Site Visit (Follow-Up)(NEW Decking Boards)	1	13	30	40	13 Building a. Zoning
		10					b. Footing
		11					c. Framing
		12					d. Sheet Rock
		13					e. Final
		14					14 Entrance
		15					15 Demolition
		16					16 Moving
		17					17 Excavation
		18					18 Mobile Home
		19					19 Sign
		20					20 Unsafe Building
		21					21 Property Maintenance
		22					22 Other
		23					NUISANCE:
		24					26 Weeds or Grass
		25					27 Rubbish &/or Debris
		26					28 Other
		27					FINDINGS:
		28					30 Satisfactory
		29					31 Unsatisfactory
		30					32 Continued Unsatisfactory
		31					33 Permit Needed
		32					34 City Not Involved
		33					35 Not Home
		34					36 Other
		35					ACTION:
		36					40 No Cause for Action
		37					41 Abatement
		38					42 Condemnation
		39					43 Demolition
		40					44 Vacate Order Issued
		41					45 Office Hearing
		42					46 Show Cause Action
		43					47 Other

Red Triangle refers to a Comment in that event. See: shared (\\SHARED); Zoning Inspection; Cory S; Daily Field Log 2019; Look Up Month // Date(s)

INCIDENT ANALYSIS - DAY

Date 10/01/2021

Time 7:58:23AM

Report CFS03

Agency Webster City Police Department

Dates 09/01/2021 Thru 09/30/2021

Activity	Sun	Mon	Tue	Wed	Thur	Fri	Sat	Total
Agency: WCPD Webster City Police Department								
	0	0	1	0	0	0	0	1
01050 Traffic Accident PD	3	1	4	2	4	0	1	15
1050H Hit And Run	2	1	1	1	1	1	0	7
1050I Traffic Accident Injury	0	1	0	0	0	0	1	2
911P 911P Phone Dispatched	1	0	0	0	0	0	0	1
911R 911 Radio Dispatched	7	4	6	4	6	6	3	36
ALARM Alarm Actual/False	0	2	1	3	3	0	0	9
ANIM Animal Complaint	2	3	5	10	12	5	7	44
ARSON Arson	0	0	0	0	1	0	0	1
ASSAG Asssit Other Agency	3	1	1	6	6	5	2	24
ASSLT Assault	1	3	0	0	0	0	1	5
ASSSO Assist Sheriffs Office	2	5	0	4	2	2	2	17
BIKE Bicycle Violations	0	0	0	0	0	0	1	1
CIVIL Civil Disputes	0	3	1	0	0	1	1	6
CR Commercial/Resd Patrol	9	11	20	25	31	13	19	128
DIREC Directed Assignment	4	4	5	6	5	7	6	37
DISO Disorderly Conduct	1	2	2	0	0	0	0	5
DOM Domestic Disturbances	1	0	2	0	1	3	3	10
DP Downtown Foot Patrol	4	3	6	2	6	4	4	29
DRIVE Driving Complaints	9	3	3	5	2	4	6	32
DRUG Drug/Narcotics/Equipment	0	0	0	1	0	0	0	1
FIRE Fire	1	1	0	0	1	0	4	7
FOLL Follow Up	6	15	9	10	11	4	8	63
FOOT Foot Patrol	1	0	0	2	0	3	1	7
FRAUD Fraud	1	0	2	3	1	0	0	7
FUNER Escort/Funeral	0	0	0	0	0	1	0	1
HARR Harasement	1	3	0	0	3	4	1	12
INTOX Intoxication	0	0	0	0	0	1	0	1
JUNKV Junk/Abandoned Vehicles	0	3	0	0	6	0	0	9
KITS Drug Test Kits	0	0	1	0	0	0	0	1
MISC All Other Offenses	0	0	0	1	0	0	0	1
MISS Missing Person	0	0	2	0	0	1	1	4
MOTOR Motorist Assist	0	0	1	0	2	2	6	11
MVT Motor Vehicle Theft	0	0	2	0	0	0	1	3
NOISE Noise Complaints	2	1	0	0	1	0	1	5
OPEN Open Window/Door	1	0	0	1	0	2	0	4
OWI Operating While Intoxicat	0	0	1	0	0	0	0	1
PARK Parking Violations	5	2	8	8	7	5	7	42
PEDD Peddler/Solicitor	0	0	0	0	0	1	0	1
PROJA Project Awareness	0	0	2	0	2	0	0	4
PROP Lost/Found Property	2	1	3	1	1	6	1	15
PUB Assistance Public	21	20	24	21	26	22	19	153
SOR Sex Offender Reg Checks	0	0	0	0	0	0	1	1
SP School Foot Patrol	0	2	1	6	4	0	0	13
STAP Staionary Patrol	6	14	16	13	11	7	6	73
STR Debris/Street Problems	2	2	2	2	3	3	3	17
SUSP Suspicious Activity	9	8	15	12	10	9	6	69
TCS Traffic Control/School	0	4	9	9	7	6	0	35
THEFT Theft	3	1	2	6	2	5	1	20
TIP Tip	0	1	1	1	1	0	0	4
Tobac Tobacco Violation	0	0	0	0	1	0	0	1
TOW Towed Vehicle	0	0	0	0	0	0	1	1

INCIDENT ANALYSIS - DAY

Date 10/01/2021

Time 7:58:23AM

Report CFS03

Agency Webster City Police Department

Dates 09/01/2021 Thru 09/30/2021

Activity		Sun	Mon	Tue	Wed	Thur	Fri	Sat	Total
TRANS	Transient	0	0	0	0	1	0	0	1
TRASH	Trash Violation	0	4	1	1	0	2	0	8
TRESP	Criminal Trespass	1	1	0	0	0	0	0	2
TS	Traffic Stop	22	26	30	32	37	29	39	215
UNLOC	Vehicle Unlock	3	4	3	3	3	3	0	19
UTIL	Utility Problems	2	1	4	3	3	0	1	14
VAND	Vandalism	0	0	1	1	1	0	3	6
VC	Vacation House Watch	0	1	0	1	1	0	0	3
VIOL	Violation Restraining Ord	0	0	0	1	0	0	1	2
WARR	Warrant Served	1	2	2	3	2	3	2	15
WEED	Weed/Grass Complaint	0	5	2	0	0	0	0	7
WELF	Welfare Check	4	1	2	2	1	2	2	14
WIND	Public Window Assist	0	3	4	4	2	2	4	19
Webster City Police Department Agency Total		143	173	208	216	231	174	177	1,322
Total		143	173	208	216	231	174	177	1,322



Anthony Luft #686

DATE		CFS#	Reason for Call	Nuisances Reported	Initial Findings	Violation Status	Next Follow-Up Due	Latest Follow-Up Date	Status Post Follow-Up	Follow-up info	Owner/Address/Contact	Cert. Mail Sent to Owner (Date/green if sent)Return Receipt (Date Received)		Tenant (green if sent)	Additional Notes
5/4/2021		202100004716	1Junk surrounding house/sidewalk.	2	1	u	E	9/1/2021	c	of violations, and will follow up on 7/17 to discuss progress/requirements. 7/18	David and Shelia Mcguire/1100 Water St	8/1/2021	not delivered		
5/23/2021		202100007443	2Lot E of 1214 Third St	1	18	u	E	8/15/2021	A	6/20- grass still not mowed. Have not been able to get in touch with son. Spoke with front has been mowed. Back not mowed. 6/18 knock/no answer. 6/20- still not	Bonnie Pelz, 912 Bell Ave., Apt. #2, Webster City./southfield address? Passed away				6/28- follow process per ZC
5/17/2021		202100005370	3917 Third St	1	18	u	E	8/15/2021	A		Worthen, Terry and Cynthia/1700 Locust St, Apt A2, Cindy- 209-8350--515-209-8124.	5/18/2021	7/3/2021		6/28- follow process per ZC
5/26/2021		202100005719	42150 Edgewood Dr	2	12	u	E		A		Craig, Shannon M/2150 Edgewood Dr/ 835-5110				
6/18/2021		202100007445	5vehicles, tires, appliances in yard	1	18	u	E	8/15/2021	A	parcel # 040892532353007490, Deceased 5/13/1993. 7/2- notice sent to Daily	Eide, Dorothy(Tax Sale) Dorothy Eide, 69, Webster City, died April 13, Jones, Dale Loren. Lives there. 515-				parcel # 040892532353007490
6/18/2021		202100007446	6west of 947 James St	2	12	u	E	9/11/2021	A	6/18- verbal to Dale Jones. He will be in minnesota for 2 weeks, and when he	832-3433				6/28- follow process per ZC
6/28/2021		202100007466	7Junk, cars, etc.	2	12	u	E		c	7/22- knocked. Spoke to daughter(lauren) of tenant. Tenant is Jessica Anderson. Called	Hanson, Rodney L & Robin R, 612 4th Ave West Spencer , IA 51301.	8/24/2021	8/27/2021		
7/6/2021		202100007902	8700 blk first st (south alley)	2	99		E		A						
7/9/2021		202100008022	9entire block numerous violations (RP Ron Epps 515-297-	2	12	u	E		c	7/17-plastic chemical tote, card table, old cardboard in back yard. 7/22 - spoke with	Sundancer Investments, 1442 NE Falstaff Ln, Ankeny, IA 50021,				
7/13/2021		202100008172	10Junk East of garage.	2	9	u	E	9/6/2021	A	7/17- trash, junk and weeds observed. 7/22- Spoke to Alison Seiser. Advised her 2 weeks	Anderson, Norman D & Karen K, 601 Oak Park Dr. 515-297-0096				
7/11/2021		202100008117	11Junk in yard.	2	9	u	E		c	7/17- observed toilets in driveway by alley, junk by curb, pickup with flat tire. 129wni-	Wright Property Management LLC, 320 W Illinois St Apt 1805, Chicago ,	8/24/2021	Rec unsigned card 9/2		
7/17/2021		202100008315	12Junk on property	2	12	u	E	9/25/2021	A	7/17- Junk, Furniture and tires observed. 7/22- observed black mercuru milan exp	Phiouthong, La, 1008 Creek St. 515-297-0792	8/24/2021	not received. Return to sender.	not received. Return to sender	
7/21/2021		202100008514	13Junk Cars	2	1	u	E	8/23/2021	A	7/22- call made to Cory S. to inquire about city action. Cory says he isnt doing anything	Arkland, Bonnie Lee. 526 Richardson Dr, Webster City , IA 50595				
7/26/2021		202100008655	14junk around house. Recliner on parking	1	12	u	E	9/1/2021	A	7/26- call, no answer. 7/30- recliner has been moved off parking, but junk still there.	Brinkman, Aaron 1112 3rd St, Webster City. Lynn(835-1579)	8/1/2021			
7/30/2021		202100008831	15Junk/junk vehicles	1	18	u	E		c	8/9- still long grass. Spoke to Steven at Peoples. They will have crew get it mowed.	Brinkman, Joshua A. 1575 230th St, Webster City , IA 50595, 515-297-				
7/30/2021		202100008833	16Junk/junk vehicles	1	18	u	E	9/22/2021	A	8/9- still long grass. Called left msg. 8/14- not mowed. 8/23- not mowed. Unable to	Jones, Matthew L. Fort Dodge, Unknown, 515-835-3435	9/8 newspaper			
8/1/2021		202100008918	17Junk/junk vehicles	1	1	u	e	10/2/2021	A	8/9- observations: jetski and window well in front yard, truck bed in side yard to West of	Terrones, Luis O Celis & Ana Elizabeth Sanjuan. Resident.	8/24/2021	9/15 hand delivered by		
8/4/2021		202100009055	18Junk/junk vehicles	2	1	u	e		c	8/10- observed camper in backyard on grass. No vehicles in front yard. 8/14- spoke	Reinsch, Daryl J 3930 Long Ave Ext, Conway , SC	8/24/2021	8/30/2021		
8/4/2021		202100009056	193 vehicles parked on front lawn	2	1	u	e		A	8/10- observed blue riviera (CIF156)	Boughton, Michael R, Resident. MMDC, LLC				
8/4/2021		202100009058	20Blue vehicle never moves	2	1	u	e		A	8/10- observed violation.	PO Box 82, Webster City , IA 50595-				
8/4/2021		202100009059	21demo car parked in driveway	2	1	u	e		A	8/10- observed camper parked in back yard on grass, trailer in front of garage on grass,	Burnett, Randy, Resident. Westberg, Christina J				
8/4/2021		202100009062	22White pickup on grass	2	1	u	e		A	8/10- observed 3 vehicles on what used to be gravel (grown over) black dodge ram	731 Richardson Dr, Webster City , IA Reinsch, Lynn & Brenda				
8/4/2021		202100009063	23Vehicles on grass	2	1	u	e		A	8/10- observed blue vehicle not operational (KEV164)	710 South St, Webster City , IA Luhmann, Dale D				
8/4/2021		202100009065	24805 Richardson Dr	2	1	u	e		A	8/10- Observed black pontiac grand prix (FOE873)	1019 N Terrace Dr, Webster City , IA Cross, Randy W & Brandi M				
8/4/2021		202100009066	251116 Harding Rd	2	1	u	e		A	8/10- observed white Ford Explorer in grass beside garage (GLZ960)	1200 Cottage Rd, Webster City , IA Sandbach, Dirk & Cheri				
8/4/2021		202100009070	26Black vehicle	2	1	u	e		A	8/10- observed white dodge ram (ISZ259) and trailer parked on grass, used to be	Totten, Martha 524 High St, Webster Pachero, Enrique Trujillo				
8/4/2021		202100009072	27white pickup on grass	2	1	u	e		A	8/10- observed black Nissan pickup on grass (DRV264)	500 10th St, Apt 160, Gilroy , CA Inthisane, King G				
8/4/2021		202100009073	281010 Creek St	2	1	u	e		A	8/10- observed red chevrolet silverado(EJR185) on grass, junk and tires in	1014 Creek St, Webster City , IA Draeger, Mark A				
8/4/2021		202100009075	291048 Bluff St	2	1	u	e		A	8/10- observed blue ford ranger (AYK574)	1048 Bluff St, Webster City , IA				
8/9/2021		202100009297	30Junk/junk vehicles	2	18	u	e	9/14/2021	c	posted notice. 32-2.(1) using vehicle for storage of junk. 23-2(18) weeds around	Burnett, Randy, Resident. 627 Richardson Dr, Webster City , IA 50595	9/6/2021	9/10/2021		
8/9/2021		202100009298	31weeds	2	18	u	e	9/6/2021	c	trimmed in fence area, and around buildings. 9/6- sent notice. 9/25- trimmed.	Louise 1503 Lakeshoare Circle, Crestwood , 1116 Cottage Rd, Webster City , IA 50595	9/6/2021	9/22/2021		
8/9/2021		202100009301	32farm back up in field	2	18	u	e		c	property. Property appears to be unoccupied/abandoned, chain across		8/24/2021	8/27/2021		
8/9/2021		202100009303	331116 Cottage Rd	2	18	u	e		c	there, send letter. Letter sent 8/24. 9/1- has been mowed. Closed.	3325 Sugar Mill Road, Augusta , GA 30907				
8/9/2021		202100009304	34weeds by fence/rental	2	18	u	e	8/15/2021	A	8/14- spoke with caretaker (Raphael) informed me that the city has been mowing	DLA Inc PO Box 325, Webster City , IA 50595	8/24/2021	9/1/2021		
8/10/2021		202100009364	35Junk/junk vehicles	1	1	u	e	9/20/2021	c	yard, junk, Spoke to Missy Freeman(rentor) advised of violations. 8/14- Spoke to Heath,	Sylvester, James F Testamentary Trust . 205 Bicentennial Ct, Webster City , IA 50595	8/28/2021	9/2/2021		
8/10/2021		202100009365	361035 Bluff St	1	18	u	e		A	8/10- observed weeds, garbage and junk 10/25- removed junk, property overgrown.		8/16/2021			
8/10/2021		202100009373	37Junk/junk vehicles	1	12	u	e	9/5/2021	c	Dario Martin, resident (DOB: 8/3/1998)- will mow and remove furniture and junk items.					
8/13/2021		202100009516	38Furniture on the parking	1	18	u	e	8/23/2021	A	mowed. Send grass letter. 8/15- grass letters sent.	Phongviily, Phaeng 1339 1st St, Webster City , IA 50595				

8/14/2021	202100009581	39	1132 Betsy Ln	1	12	u	e	9/5/2021		c	side, beer bottles and rotton pumpkins and junk in front yard. Couch in backyard. 8/23-	Holmes, James A 1344 2nd St, Webster City , IA 50595	8/28/2021	9/7/2021	
8/15/2021	202100009658	40	744 First St	1	1	u	e	9/10/2021		A	Drivers front tire flat, on rim, full of junk, parked on street, expired registration in	Espelund, 30596 240th ave, burnside, ia 50521.	8/28/2021	returned as unclaimed 9/27.	
8/16/2021	202100009974	41	D&P LTS 8-11 & SPT LT 15 BLK 111	2	18	u	e			c	8/23- observed, mailed grass notice. 9/1-mowed, closed.	First Baptist Church Of W C, 543 Division St, Webster City , IA 50595	8/23/2021	8/26/2021	
8/16/2021	202100009971	42	638 Ohio St	2	18	u	e			c	owner in Grimes, and residence. 9/1-trimmed property, but pile of branches and	Stock, Susan E, 1113 SW 9th LN, Grimes , IA 50111	8/23/2021	8/30/2021	8/23/2021
8/17/2021	202100009972	43	704 FairMeadow Dr	2	18	u	e	9/1/2021		c	8/23- observed, mailed grass notice. 9/1-mowed, closed.	resident.	8/23/2021	8/25/2021	
8/23/2021	202100009981	44	801 Des Moines St	1	9	u	e	9/10/2021		c	nuisance letter and grass/weed letter to owner in CA. 9/12- observed mowed and	Webster City Rental LLC, 1120 Aidan Avenue, Sacramento , CA 95822	8/28/2021	9/7/2021	
8/23/2021	202100009982	45	728 First St	1	1	u	e			A	8/23- observed. Send letter. Wait on vehicles	Box 317, Webster City , IA 50595-0317			
8/23/2021	202100009994	46	1005 Division St	2	18	u	e			A	8/23- observed. Send letter. Sent letter 8/24.	Gantenbein, Terrence A, resident, 1005 Division St, Webster City , IA	8/24/2021	not delivered	
8/24/2021	202100010046	47	1425 Second St	2	12	u	e	10/2/2021		A	8/27 observed. Send letter. 9/2- sent letter to residence and owner.	Celis-Martinez, Luis Orlando & SanJuan-Terrones, Ana Elizabeth,	9/2/2021	9/4/2021	
8/25/2021	202100010178	48	1402 Willson Ave	2	9	u	e			c	8/28- observed. Send letter. House is vacant. Owner lives at 1202 willson. 9/16-	Sanchez, Alan Alberto, 1202 Willson Ave, webster city			
8/30/2021	202100010378	49	809 Boone St	2	9	u	e	9/6/2021		c	9/1- observed, spoke with Rebecca Prichard will take care of trash and mowing . 9/6-	Mann-Son Properties, LLC, no address...?			
9/2/2021	202100010502	50	1028 Bluff St	1	12	u	n	9/16/2021		c	9/2- observed, vw to mark moberly(resident) 2 week follow up. 9/16-				
9/2/2021	202100010503	51	909 Bluff St	1	1	u	n			A	9/2- observed.	Moberly, Mark Elias, resident			
9/2/2021	202100010504	52	1030 Bluff St	1	1	u	n			A	9/2- observed.	Smith, Rebecca, resident			
9/2/2021	202100010505	53	1018 Creek St	1	12	u	n			A	9/2- observed	Baker, Janet K, resident			
8/2/2021	202100010508	54	1011 Creek St	1	15	u	n			A	9/2- observed.	Hill, Craig D & Patricia L, residents			
9/6/2021	202100010688	55	133 Commerce Dr	1	12	u	n			c	9/6- observed. 9/12- removed. Close.	Buakham, Timmy, resident			
9/6/2021	202100010694	56	905 Prospect St	1	12	u	n			c	9/6- observed, tenant notified, stated he would have it moved today. 9/12- removed.				
9/6/2021	202100010697	57	1401 Third St	1	12	u	n			c	9/6- observed. Note taken that city to pickup tomorrow. House is vacant and	Thompson, John P & Jill E, 1835 White Fox Rd, webster city			
9/6/2021	202100010698	58	1101 third st	1	9	u	n			c	9/6- observed. Alex ramos(tenant) notified of violation. Will pick up before lunch. Was	Briese, David & Lisa, 208 3rd St, webster city			
9/6/2021	202100010680	59	1801 des moines st	1	1	u	n		9/6/2021	c	9/6- observed on previous shift. Tagged 72 hours. Will tow Friday if still there. Tried to				
9/7/2021	202100010747	60	1400 Block Second St, South Alley	2	18	u	n	9/20/2021	9/16/2021	c	9/16- notices posted at 1426 second st, 1423 first st, 1401 first st, hand delivered.	MARTINEZ-SANCHEZ, HILDA, 1703 RIVER ST			
9/7/2021	202100010869	61	1703 River St	1	12	u	n	9/21/2021	9/7/2021	c	9/7- observed, notified Hilda that she had 2 weeks to clean up the property. 9/25- ok.	Curl, Cynthia K, resident, also rhett raven lives there			
9/13/2021	202100010995	62	846 First St	2	9	u	n	9/20/2021	9/16/2021	c	9/16- observed junk and trash and tent in back yard. Delivered notice to rhett raven. If				
	202100011027	63	917 third st, see cfs 202100005370	2	18										
9/17/2021	202100011163	64	1600 Willson Ave	2	9	u	n	9/22/2021	9/21/2021	c	9/21- spoke with ind at residence, will take care of it today. 9/25- ok. Close.				
9/24/2021	202100011526	65	544 Second St	2	12	u	n	9/28/2021		A	9/24- spoke to Donovan Cusay. Will remove items on 9/27.				
		66													
		67													
		68													
		69													
		70													
		71													
		72													
		73													
		74													
		75													

Report Data	
Open Case Carryover	49
Nuisance Calls (this report)	64
New Cases (since last report)	15
Qty. New Cases Community	4
Qty. New Cases Self-Initated	11
Current Open Cases	35
Closed Cases (since last report)	29

Unfounded Cases

0

FIRE DEPARTMENT REPORT

September 2021

ALARMS

<u>DATE</u>	<u>TIME</u>	<u>ADDRESS</u>	<u>TYPE OF SITUATION FOUND</u>
9-2	0933	411 Closz Dr.	False alarm
9-2	1107	2308 Highland dr.	Medical assist EMS Crew
9-5	1722	1105 Prospect ave	False alarm
9-06	1003	1925 McMurray Ave.	Building Fire
09-07	0106	1605 Lynx ave./ 205	CO detector activation/ malfunction
9-10	1204	509 Fair Meadow Dr.	Gasoline spill
9-11	2005	1275 210 th st.	Authorized controlled burn
9-12	1739	1007 Clark st.	Outside rubbish trash burning
9-13	2134	801 First st.	Chemical spill or leak
9-18	2132	1350 220 th st.	Oil or other combustible liquid spill
9-20	0204	Crestview & Lewis dr.	Oil or other combustible liquid spill
9-22	1727	2010 W Second St.	Vehicle Accident, general cleanup
9-25	1424	1005 Woolsey ave.	Building Fire
9-25	1611	Second st. and Superior ave	Animal problem
9-26	1735	532 N White Fox rd.	Gas Leak
9-27	1344	820 High St.	High angle rescue
9-27	1530	2270 Stagecoach rd.	Mobile property vehicle fire
9-29	1150	910 Bank st.	Gas leak

Year to Date Total = 110

September Total = 18

TRAINING

	<u>TIME</u>	<u>TYPE OF TRAINING</u>	<u>HOURS</u>	<u>PERSONNEL</u>
<u>9-9</u>	0800	Staff Meeting	2	11
<u>9-13</u>	1800	Hose testing	2	27
<u>9-25</u>		Firefighter Orientation	2	1
<u>9-27</u>	1800	Vehicle extrication/stabilization/electric veh	2	27

Year to Date Total = 715

September Total =132

INSPECTIONS

<u>DATE</u>	<u>BUSINESS</u>	<u>REASON FOR INSPECTION</u>
<u>9-4</u>	Seneca Saloon	<u>Occupancy Load</u>
<u>9-13</u>	Funeral Home Fosters	<u>Occupancy Load</u>

Year to Date Total = 23

September Total =2

MISCELLANEOUS

<u>DATE</u>	<u>TIME</u>	<u>EVENT</u>
9-8		Station Repair- Shower leak in West Bathroom
		Repair toilet in Station Bay Bathroom
9-10		Repairs on E34 Compartment
9-11		Memorial for 9/11
9-21		Repair muffler on E32
9-28		Smoke detector installation/ Meet with citizen on elder abuse

9-29		Flush sewers for street department
------	--	------------------------------------

MEETING ROOM

<u>DATE</u>	<u>TIME</u>	<u>USED BY</u>
-------------	-------------	----------------



MEMORANDUM

TO: City Manager and City Council

FROM: Brandon Bahrenfuss, Street Department Supervisor

DATE: October 18, 2021

RE: Pavement management assessment and Study Session

SUMMARY: As the Street Department Supervisor I would like to present the results found for the pavement management study performed by Snyder and Associates.

PREVIOUS COUNCIL ACTION:

BACKGROUND/DISCUSSION:

With the rise in cost for street repairs and our rapidly deteriorating streets, we determined a pavement management study would benefit us moving forward and creating a future budget to accommodate. The pavement condition information was based on information from 2014, 2016, and 2018. The objective of this study was to determine the Pavement Condition Index (PCI) of the individual roadways as well as the total pavement network, development of pavement condition maps, determination of pavement treatment types, unit costs and trigger values to implement pavement improvements, Analysis of the effects for various budgets using Deighton Total Infrastructure Management System (DTIMS) pavement management software, and develop a 5-year capital improvement plan based on the information from the study.

We are currently getting 2021 street data from Snyder and Associates that will give us more up to date information moving forward. This data will guide and assist us moving forward on street maintenance and CIP street improvements.

This study also provides charts showing PCI rating based on how much money we budget per fiscal year.

Staff will also go over current operational practices, equipment, available resources, and future opportunities and needs to meet goals the City Council may establish for maintain city streets.

FINANCIAL IMPLICATIONS: N/A/

RECOMMENDATION: N/A

PAVEMENT MANAGEMENT REPORT

Webster City, Iowa | January 29, 2021

Updated October 15, 2021

PAVEMENT MANAGEMENT REPORT

Webster City, Iowa | January 29, 2021

Updated October 15, 2021

Prepared for:

City of Webster City
400 2nd Street
Webster City, IA

Snyder & Associates, Inc. Project No. 120.00071.01

Prepared by:



 <p>The seal is circular with a wavy outer border. Inside the border, the text "LICENSED PROFESSIONAL ENGINEER" is written in a circle. In the center, the name "JEROD P. GROSS" is written above the license number "P16018". At the bottom of the seal, the word "IOWA" is written between two stars.</p>	<p>I hereby certify that this Engineering Document was prepared by me or under my direct personal supervision and that I am a duly Licensed Professional Engineer under the laws of the State of Iowa.</p> <p> 2/8/2021 Jerod P. Gross P.E. Date License Number P16018 My License Renewal Date is December 31, 2021 Pages or sheets covered by this seal: <u>ALL</u></p>
--	---

Table of Contents

SECTION 1: INTRODUCTION	1
SECTION 2: dtims buisness analytics software	1
SECTION 3: CAPITAL IMPROVEMENT PLAN	1
PCI Range	2
Condition Classification.....	2
SECTION 4: PAVEMENT MANAGEMENT PROCESS.....	5
SECTION 5: TREATMENTS, TRIGGERS AND COSTS.....	5
SECTION 6 – BUDGET AMOUNTS & PCI PREDICTIVE MODELING.....	8
SECTION 7 – 5-YEAR CAPITAL IMPROVEMENT PLAN.....	9
APPENDIX.....	13
Pavement Condition Index Equations.....	15
INSERT 11” x 17” 2018 PCI MAP	16
dTIMS Budget Scenario Maps.....	17

List of Tables and Figures

Table 1- Pavement Condition Index (PCI) & Classification	2
Table 2 – Treatments, Triggers, Cost Table.....	6
Table 3 – PCC Reconstruction.....	7
Table 4 – PCC Rehabilitation	7
Table 5 – PCC Crack, Seat and Overlay.....	7
Table 6 – Asphalt Cold In Place Recycling	7
Table 7 – Asphalt Milling and Overlay	7
Table 8 – Budget Categories.....	8
Table 9 – 5-Year Capital Improvement Plan	12
Table A- 1 – PCI Equations	15
Figure 1– Webster City PCI Rating	2
Figure 2– Distribution of Pavement Types.....	3
Figure 3 – Average PCI Chart	4
Figure 4 – Pavement Condition Distribution Chart	4
Figure 5 - \$1,000,000 Budget Charts.....	8
Figure 6 – PCI Charts	9
Figure 10 – Webster City Traffic Map.....	11
Figure A- 1 Pavement Metadata	14

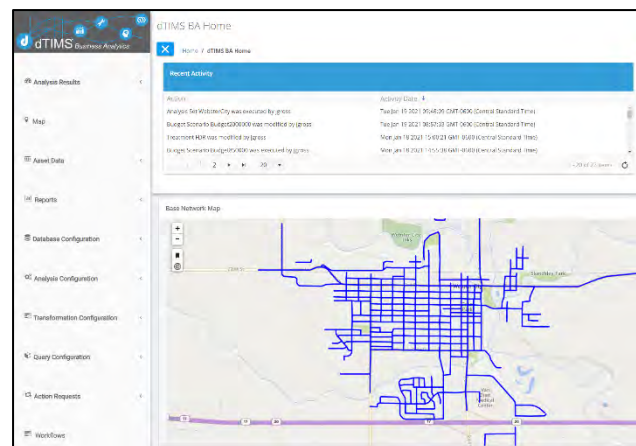
SECTION 1: INTRODUCTION

The purpose of this report is to describe the pavement management study performed by Snyder and Associates, Inc. The objectives of the study include:

- ❑ Collection of pavement condition data for approximately 50 centerline miles within Webster City. Pavement condition information is available based on collection in years 2014, 2016 & 2018
- ❑ Determination of the Pavement Condition Index (PCI) of the individual roadways as well as the total pavement network
- ❑ Development of pavement condition maps
- ❑ Determination of pavement treatment types, unit costs and trigger values to implement pavement improvements
- ❑ Analysis of the effects for various budgets using dTIMS pavement management software
- ❑ Development of a 5-year capital improvement plan

SECTION 2: dTIMS BUSINESS ANALYTICS SOFTWARE

Snyder & Associates used the latest version of dTIMS Business Analytics (BA). dTIMS BA is an infrastructure asset management system that allows the user to locate, maintain, rehabilitate and manage pavement. The software allows for easy integration of pavement condition information and through modeling, identifies roadway improvement to predict future conditions. The major benefit for the software is the ability to make several iterations of modeled pavement improvements using various budget amounts. The predictive modeling allows the user to verify future pavement conditions based on different levels of funding.



SECTION 3: CAPITAL IMPROVEMENT PLAN

The Pavement Condition Index (PCI) rating schedule from 0 to 100 with 100 being representative of a brand new pavement with no distress. A pavement with an excellent condition has a PCI in the range of 81 to 100 and is displayed in blue. A very poor pavement has a PCI of 0 to 20 and is shown in red. The equations utilized for the calculation of the PCI are found in the Appendix. There are five categories for the PCI as shown in **Table 1**.

Table 1- Pavement Condition Index (PCI) & Classification

PCI Range	Condition Classification
81-100	Excellent
61-80	Good
41-60	Fair
21-40	Poor
0-20	Very Poor

Figure 1 is a PCI map for Webster City based on pavement data collected in 2018 and including pavements recently completed through 2021. An 11" x 17" map is also located in the Appendix. There are 49.54 miles of pavement included in the database. This number is measured along the centerline of the pavements.

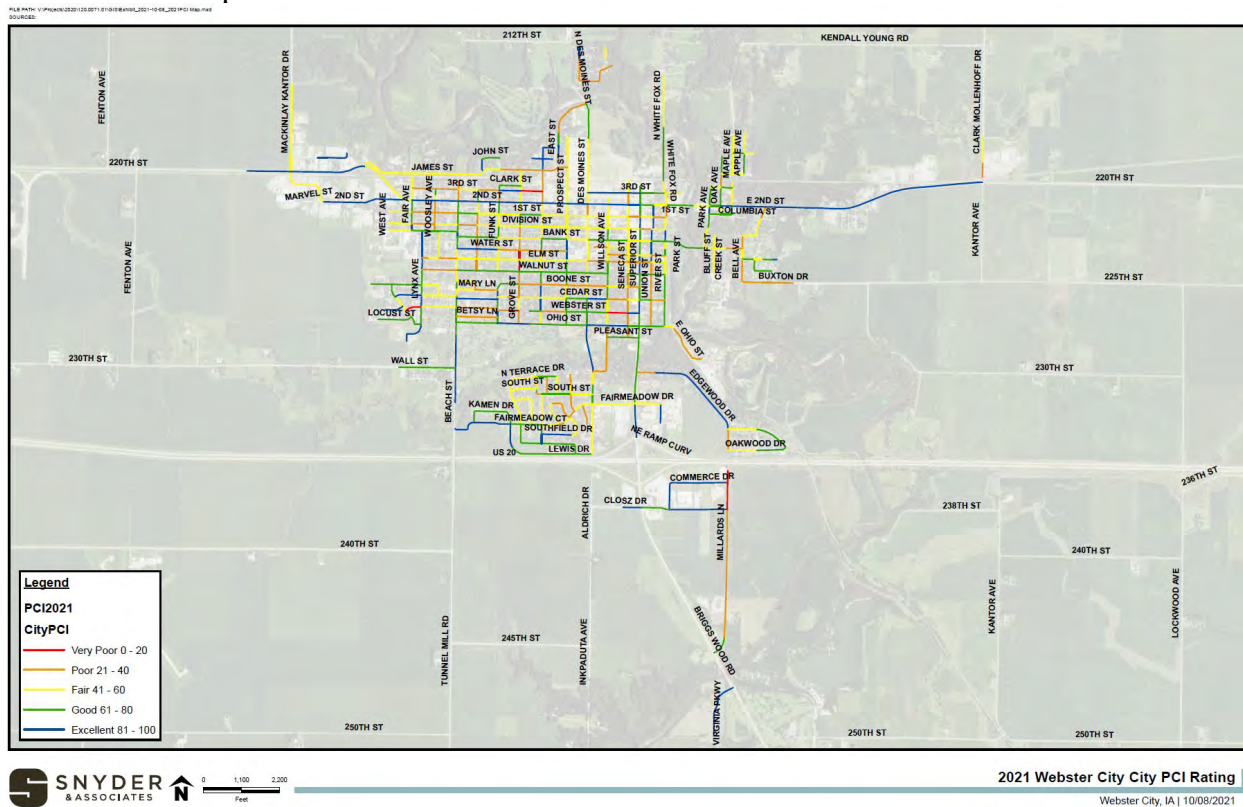


Figure 1– Webster City PCI Rating

Figure 2 shows the classification of pavement types in the city. Portland Cement Concrete is labeled PCC. Asphalt pavement is labeled ACC. A composite pavement is labeled COM and is defined as Portland Cement Concrete (PCC) which has been overlaid with Asphalt.

Portland Cement Concrete (PCC) pavement accounts for 35% of the total pavement in the network. The average condition of these pavements is “Fair”, with an average PCI value of 47. This is a decrease from 52 in 2016.

Asphaltic pavement (ACC) accounts for 52% of the total pavement in the network. The average condition of these pavements is “Fair”, with an average PCI value of 43. This is an increase from the previous PCI value of 41 in 2016.

Composite pavement (COM) accounts for 13% of the total pavement in the network. The average condition of these pavements is “Poor”, with an average PCI value of 34. This is an increase, from 32 in 2016.

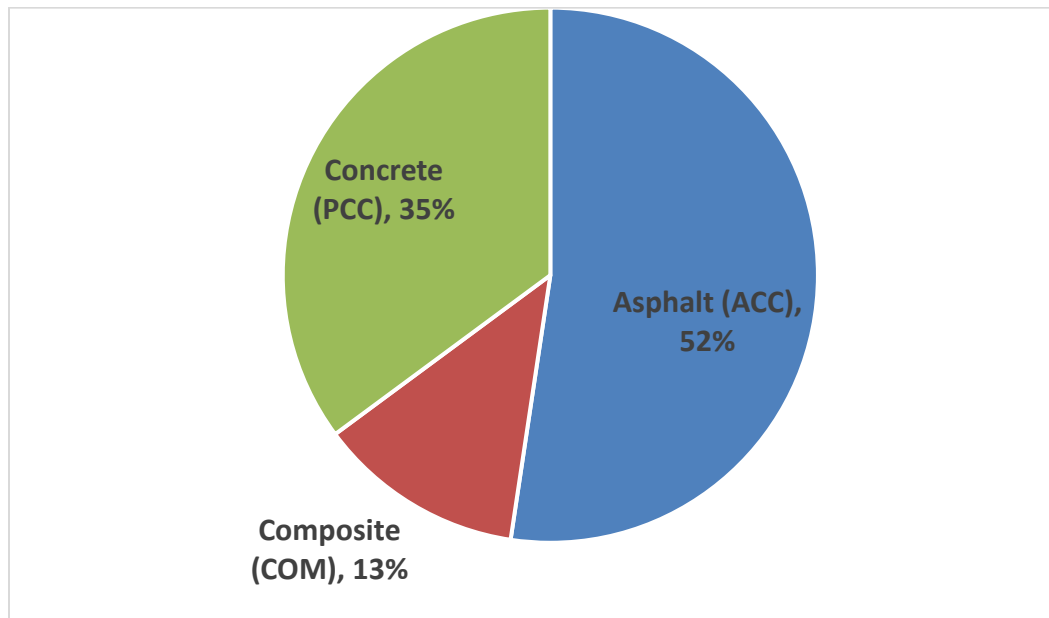


Figure 2– Distribution of Pavement Types
Webster City: Surface Type 2018 Data

Based on 2021 pavement conditions, the overall average condition of the network is in the “Fair” category, with an average PCI of 46. This is a slight increase from the 2018 PCI value condition. The average PCI history dating back to 2014 is shown in **Figure 3**.

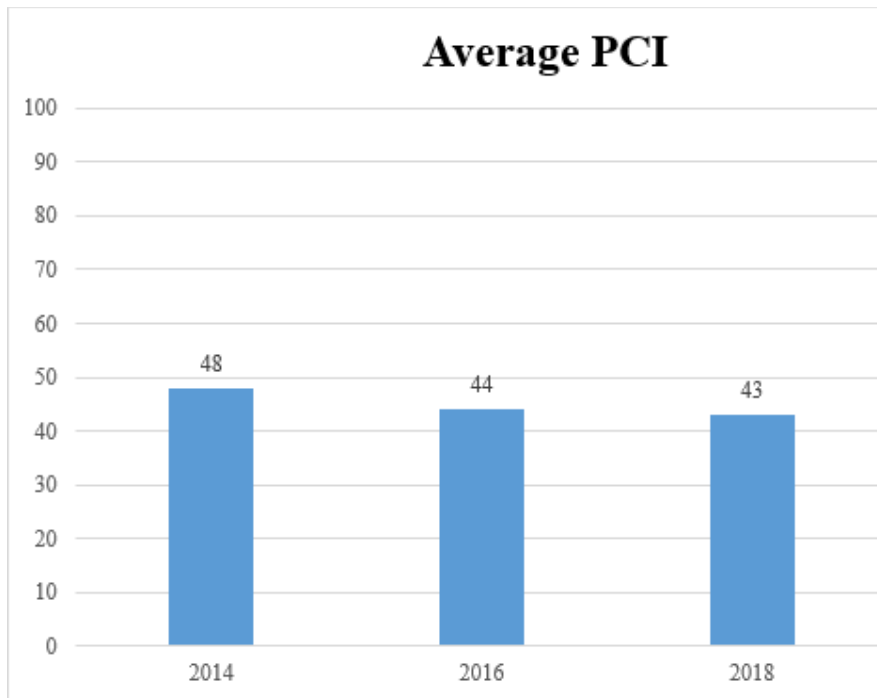


Figure 3 – Average PCI Chart

Figure 4 summarizes the distribution of pavement conditions within the Webster City network. Previous years distributions are included for easy reference.

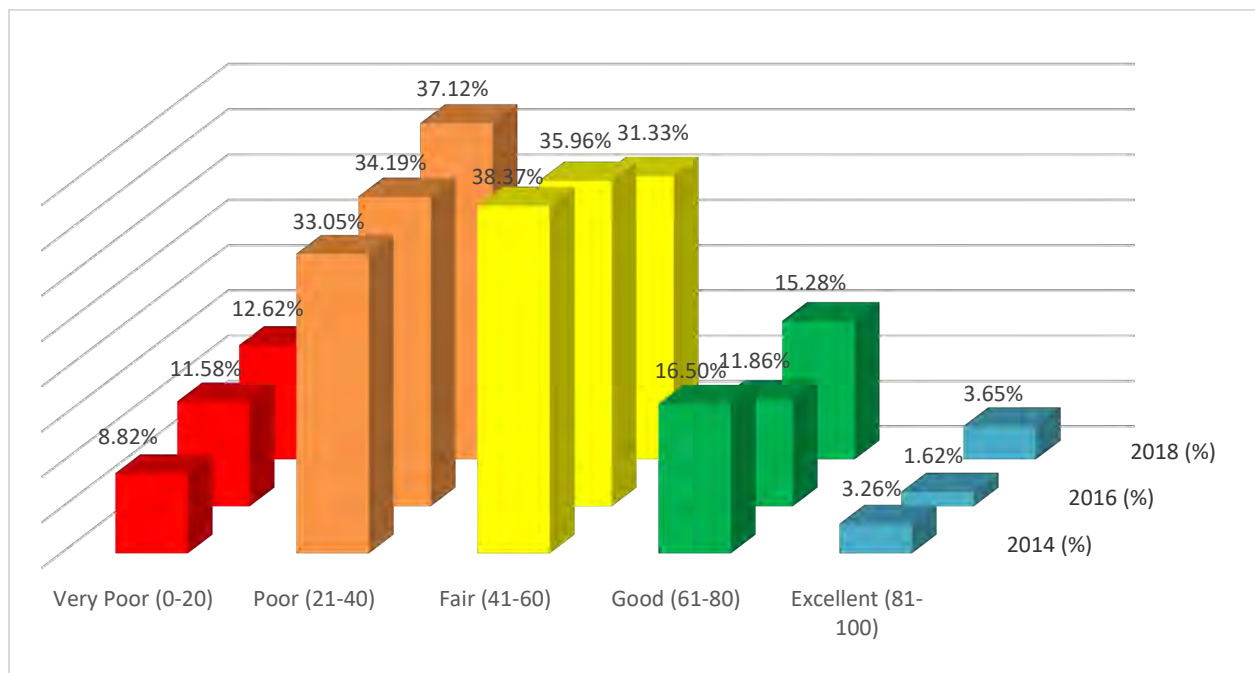


Figure 4 – Pavement Condition Distribution Chart

Webster City: Pavement Condition Index (PCI) Distribution Over Time (2014-2018)

When viewing **Figure 4**, it is important to note that the percentage of the network in the “Excellent” and “Good” categories. These pavement sections have a PCI of 61 and above and generally are not in need of any repair or rehabilitation. Also note the percentage of the network in the “Poor” and “Very Poor” categories. The percentages of poor and very poor pavements have increased approximately 4% since 2014. The largest percentage of pavement sections (37%) are in the “Poor” category which has a PCI rating of between 21 and 40.

SECTION 4: PAVEMENT MANAGEMENT PROCESS

The pavement management process includes the following main steps:

1. Collect pavement condition data
Pavement condition data collected in 2018 as part of the [Iowa Pavement Management Program](#) (Iowa PMP) was utilized in this study. The data was provided by Iowa State University. A summary of the data parameters is provided in Appendix A; Pavement MetaData. The database showing all of the collected information is available electronically.
2. Identify pavement treatments, treatment costs and trigger values
The treatments, treatment costs and trigger values provide the base structure for the software modeling. They set the ground rules for the functionality of the program. The software assigns treatments based on the defined triggers. For example, a trigger for a reconstruction treatment is a very low PCI and a trigger for a preventative treatment like crack and joint seal would be a medium to high PCI.
3. Execute the pavement management using dTIMS software
Annual budget amounts were discussed with the City and used in the dTIMS modeling software to determine the predicted condition of the pavements over the course of 10 years. The evaluation period can be set to any time frame. Budget levels analyzed included \$750,000, \$850,000, \$1,000,000, and \$2,000,000 per year. The following sections show the results of the predictive modeling.

SECTION 5: TREATMENTS, TRIGGERS AND COSTS

Treatments are the various ways to improve the condition of a pavement. They are chosen based on the type and level of distress present in the pavement. Common treatment types include asphalt overlays, asphalt recycling, patching and full reconstruction.

The triggers determine how the pavement management software assigns the treatments to the road segments. The treatment selected for a given roadway is dependent on its PCI among other factors including pavement type, type and amount of distress and relative costs. When the treatment is selected, a cost is assigned within the program and the resulting PCI for the roadway is increased to 100. This process is completed for each roadway segment during the execution process. Reconstruction with PCC is a global treatment that will maximize the period of high performance. The design life for a pavement reconstructed with PCC can be up to 50 years. An

asphalt overlay is also a global treatment but has a typical design life of 20 years. Crack sealing is a preventative treatment with a material life of approximately 10 years.

The costs were utilized as project costs instead of bid item unit costs. The use of project costs instead of bid item unit costs accounts for other incidental construction costs that come with a pavement improvement project including mobilization, traffic control and construction contingencies. In this planning stage, a 15% construction contingency was used. When a project gets to the design phase, the construction contingency is typically reduced. A topographical survey is completed and there are less unknown conditions for the project that could expose undesired construction costs from change orders. By identifying the project costs upfront, the program will efficiently chose road segments for improvements using the entire program budget.

Table 2 lists the treatments, triggers and costs for the study.

Table 2 – Treatments, Triggers, Cost Table

Treatments	Triggers	Project Costs
Mill and 3 in Overlay on ACC and COM	$40 < \text{PCI} < 60$ and pavement type is ACC or COM	\$40 per square yard
Cold in Place Recycling	$\text{PCI} \leq 30$ with ACC pavement or $\text{PCI} \leq 40$ with an age ≥ 30 years	\$8 per square foot
PCC Replace	$\text{PCI} < 30$ with PCC pavement	\$16 per square foot
3 in Overlay on ACC and COM	$50 < \text{PCI} < 70$ with ACC or COM pavement	\$30 per square yard
Full Depth Repair – Patching	$\text{PCI} \geq 50$ and less than 80% cracks	\$4 per square foot
Crack Sealing	$\text{PCI} > 60$ with age < 12 years	\$1.25 per lineal foot
Crack & Seat with 3" HMA Overlay	$30 < \text{PCI} < 50$, greater than 15% cracks, and PCC pavement	\$64 per square yard

The project costs listed in **Table 2** were determined by developing sample project cost opinions. The sample project cost opinions are based on a project length of 610 feet and a pavement width of 30 feet. This is equivalent to the size of a typical city block near the west-central area of the city. It is noted that the costs in the majority of these examples are related to pavement costs only. The PCC reconstruction cost includes storm sewer; the other examples do not. There are no utility related costs; for example sanitary sewer or domestic water improvements. Sample project cost opinions are found in Tables 3 through 7.

Table 3 – PCC Reconstruction

		Unit	Quantity	Uni cost	total cost		
PCC Reconstruction							
	Pavement removal	SY	2100	\$ 12	\$ 25,200		
	Subgrade treatment	SY	2100	\$ 10	\$ 21,000		
	Storm sewer	LS	1	\$ 25,500	\$ 25,500		
	PCC paving	SY	2100	\$ 60	\$ 126,000		
	Construction survey	LS	1	\$ 5,000	\$ 5,000		
	Traffic control	LS	1	\$ 5,000	\$ 5,000		
	Mobilization	LS	1	\$ 21,600	\$ 21,600		
	Sum + 15% Contingency				\$ 263,695		
	15% Engr fees	LS	1	\$ 39,554	\$ 39,554		
					\$ 303,249	\$ 16.04	
					\$ 300,000	per SF	

Table 4 – PCC Rehabilitation

		Unit	Quantity	Uni cost	total cost		
PCC Rehabilitation							
	Full depth patching	SY	315	\$ 120	\$ 37,800		
	Diamond grinding	SY	2100	\$ 6	\$ 12,600		
	Traffic control	LS	1	\$ 5,000	\$ 5,000		
	Mobilization	LS	1	\$ 4,000	\$ 4,000		
	Sum + 15% Contingency				\$ 68,310		
	15% Engr fees	LS	1	\$ 7,800	\$ 7,800		
					\$ 76,110	\$ 4.03	
					\$ 80,000	per SF	

Table 5 – PCC Crack, Seat and Overlay

		Unit	Quantity	Uni cost	total cost		
PCC Crack, Seat and Overlay							
	Crack & seat	SY	1860	\$ 10	\$ 18,600		
	HMA overlay	SY	1860	\$ 30	\$ 55,800		
	Traffic control	LS	1	\$ 5,000	\$ 5,000		
	Mobilization	LS	1	\$ 10,000	\$ 10,000		
	Sum + 15% Contingency				\$ 102,810		
	15% Engr fees	LS	1	\$ 15,422	\$ 15,422		
					\$ 118,232	\$ 6.26	\$ 63.57
					\$ 120,000	per SF	per SY

Table 6 – Asphalt Cold In Place Recycling

		Unit	Quantity	Uni cost	total cost		
Asphalt cold in place recycling							
	Pulverize	SY	2100	\$ 8	\$ 16,800		
	Repair curb	LF	186	\$ 50	\$ 9,300		
	Subgrade treatment	SY	2100	\$ 4	\$ 8,400		
	Asphalt paving	SY	2100	\$ 30	\$ 63,000		
	Traffic control	LS	1	\$ 5,000	\$ 5,000		
	Mobilization	LS	1	\$ 10,000	\$ 10,000		
	Sum + 15% Contingency				\$ 129,375		
	15% Engr fees	LS	1	\$ 19,406	\$ 19,406		
					\$ 148,781	\$ 7.87	\$ 70.85
					\$ 150,000	per SF	per SY

Table 7 – Asphalt Milling and Overlay

		Unit	Quantity	Uni cost	total cost		
Asphalt milling and overlay							
	Milling	SY	2100	\$ 6	\$ 12,600		
	Repair Curb	LF	186	\$ 50	\$ 9,300		
	3" asphalt overlay	SY	2100	\$ 15	\$ 31,500		
	Traffic control	LS	1	\$ 5,000	\$ 5,000		
	Mobilization	LS	1	\$ 5,000	\$ 5,000		
	Sum + 15% Contingency				\$ 72,910		
	15% Engr fees	LS	1	\$ 10,937	\$ 10,937		
					\$ 83,847	4.44	\$ 39.93
					\$ 80,000	per SF	per SY

SECTION 6 – BUDGET AMOUNTS & PCI PREDICTIVE MODELING

Once the treatments, triggers and project costs were identified, dTIMS analyzed the data through the execution step in the software. The budget categories for the annual budget of \$1,000,000 are defined in **Table 8**.

Table 8 – Budget Categories

Category	Amount	Activities
Capital	\$700,000	Reconstruction, overlays
Rehabilitation	\$250,000	Pavement patching, diamond grinding,
Maintenance	\$50,000	Crack and joint seal, pothole patching

In **Figure 5**, the budget charts display how the money from the budget is utilized as well as the PCI values from year to year. The charts represent the effect of a \$1,000,000 annual budget for 10 years; starting in 2021 and ending in 2030.

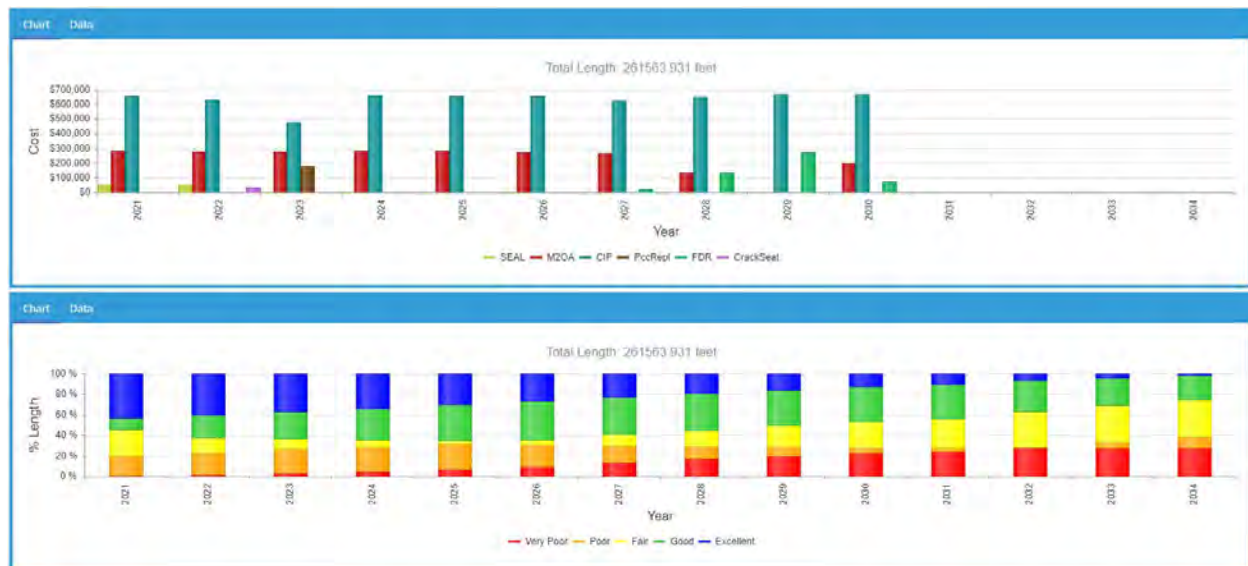


Figure 5 - \$1,000,000 Budget Charts

Crack sealing treatment is “SEAL”, mill and 3 inch overlay is “M2OA”, cold in place recycling is “CIP”, and PCC replace is “PCCRepl” as seen in **Table 2**.

In **Figure 6**, the average PCI values are plotted per year for the \$1,000,000 annual budget, a \$2,000,000 annual budget as well as a “Do_Nothing” scenario. The Do Nothing scenario shows the result of the PCI if no money is spent on improvements to the roadways. As illustrated in **Figure 6**, the resulting average PCI for the city decreases from 65 to 52 in 10 years with an annual budget of \$1,000,000. The Do

Pavement Condition Index

Nothing scenario results in a decrease to a PCI of 31 after 10 years.

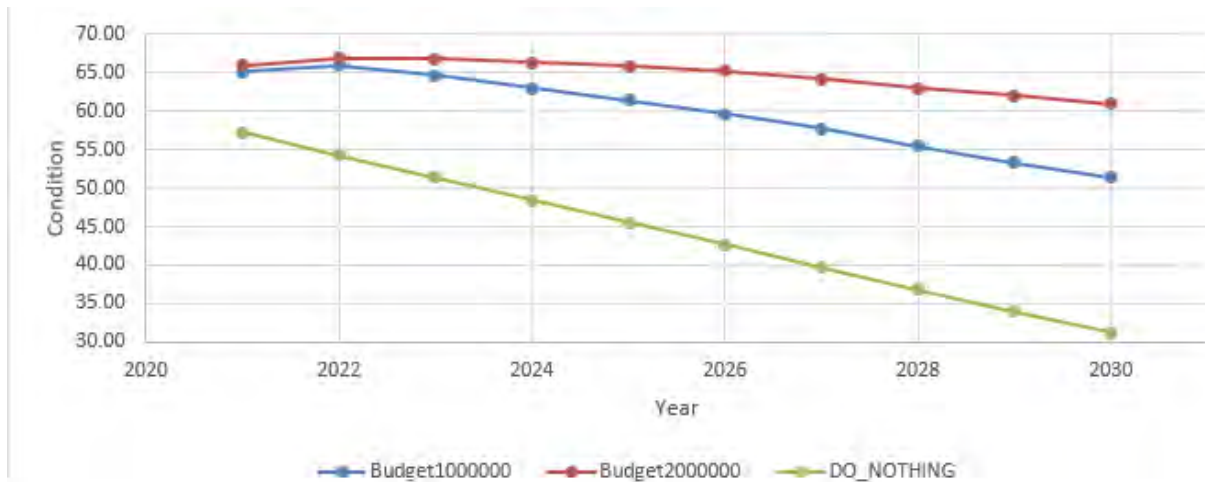


Figure 6 – PCI Charts

Based on the model using the 2018 data, it was determined that an annual budget of **\$2,000,000** would allow the PCI to remain relatively constant over the next 10 years; decreasing 5 percentage points from 65 to 60.

It is noted that the PCI values in this table are considerably higher than the PCI values previously discussed. These PCI values represent the CityPCI which is calculated differently than the PCI formula. The CityPCI values are more representative for urban roadways because they have less emphasis on the roughness (or ridability) of the road. The International Roughness Index (IRI) is commonly used as a measure of performance on high speed roadways. The PCI equations are listed in the Appendix.

SECTION 7 – 5-YEAR CAPITAL IMPROVEMENT PLAN

The software produced preliminary maps displaying the annual recommendations for road improvements. The preliminary maps are shown in the Appendix. These maps were compared with the city's current 5-year capital improvement plan along with the Federal Classification Map which identifies the major roads eligible to receive federal funding. **Figure 8** is the Urban Federal Functional Classification Map for Webster City. The purple and green roads in this map are federal aid eligible roads. These roads were given higher priority when developing the 5-year capital improvement plan.

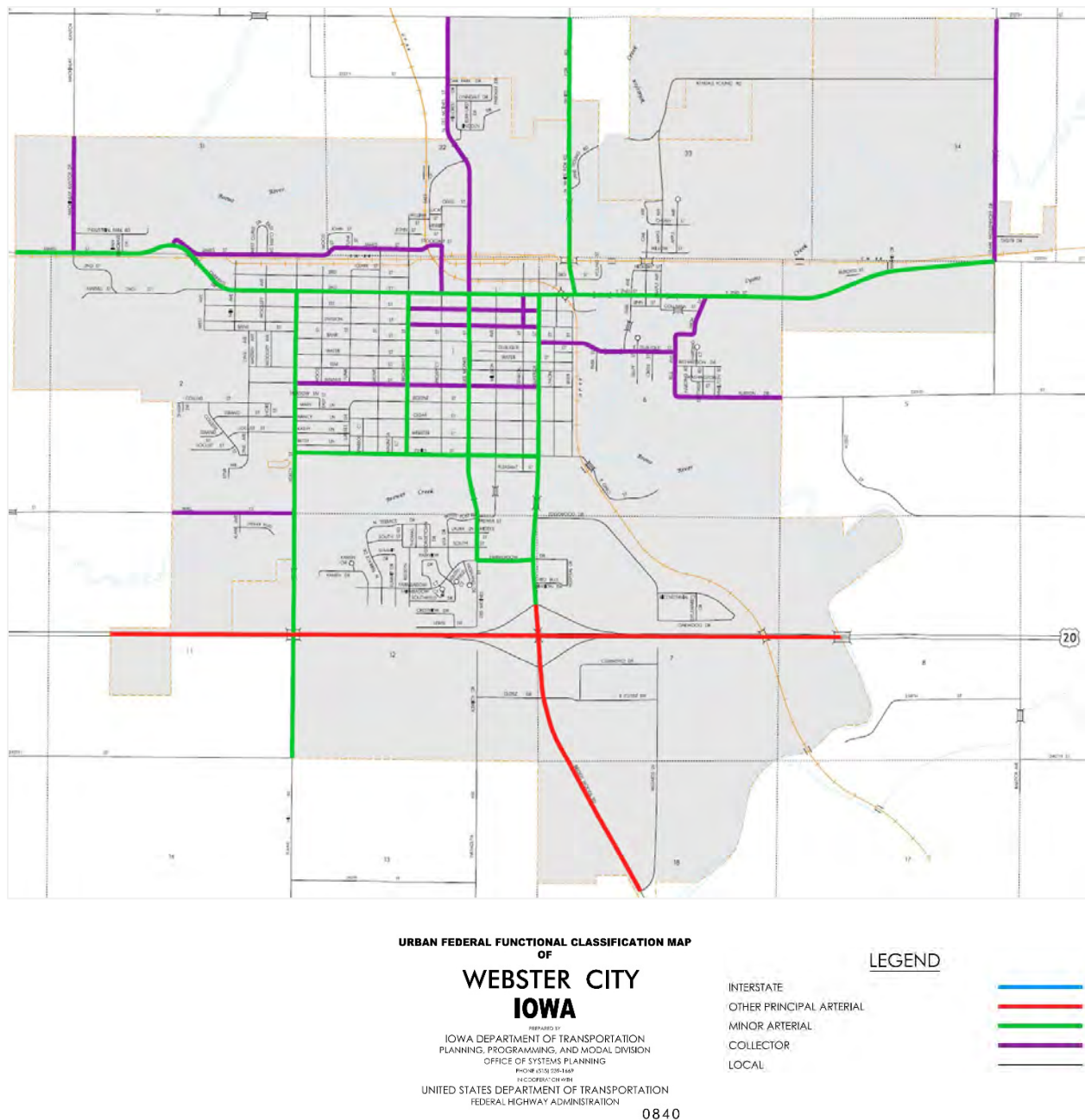


Figure 8 – Webster City Traffic Counts

Figure 9 is the Webster City Iowa DOT traffic map. The federal aid eligible roads are highlighted to match those in figure 9.

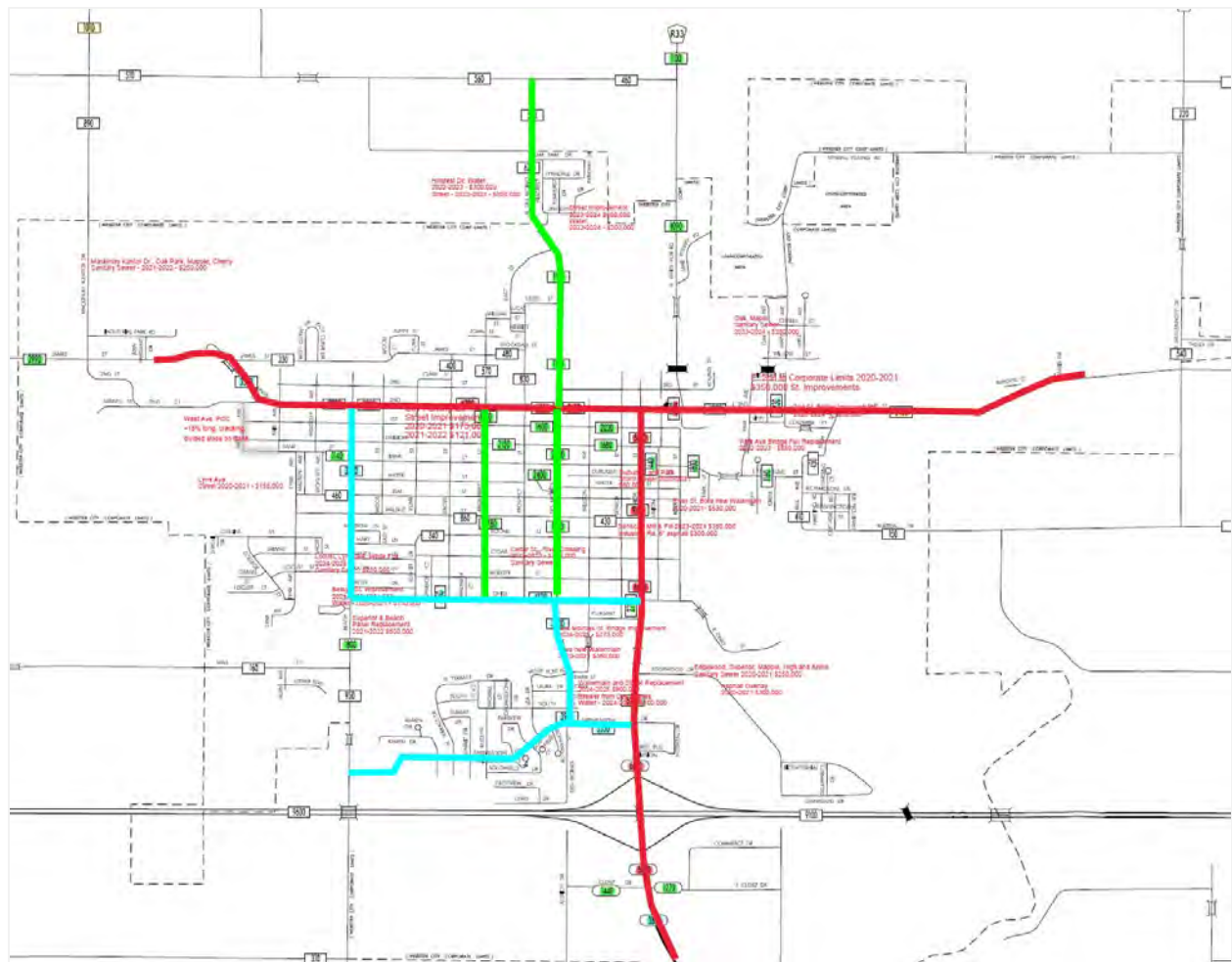


Figure 7 – Webster City Traffic Map

The recommended 5-year capital improvement plan is shown in **Table 9**.

Table 9 – 5-Year Capital Improvement Plan

Year	Road Name	Improvement Type	Cost	Funding Type	Notes
2021-2022	Betsy Lane	Cold-in-place HMA recycling	\$315,000	LOSST	Salvage existing curb
	City Parking Lot 1		\$150,000	LOSST	Freeman Journal
	Street Department Lot		\$200,000	LOSST	Engr Estimate 10-13-20
	Seneca St	Mill and HMA Overlay	\$350,000	LOSST	1300-1800 block
	Total		\$1,115,000		
2022-2023	Superior St	PCC Rehab	\$250,000	LOSST/STBG	Fair Meadow to 2 nd , consider Fed funding
	Hillcrest Drive	Reconstruction	\$464,000	LOSST	400-500 block, water main
	City Hall Parking Lot 3		\$150,000	LOSST	Engr Estimate 10-13-20
	Fair Meadow Drive	PCC Rehab & Mill and HMA Overlay	\$250,000	LOSST	PCC: Superior-500' west HMA: 500' west of Superior to Des Moines
	Total		\$1,114,000		
2023-2024	Fair Meadow Drive	HMA and PCC Rehab	\$300,000	LOSST	Engr Estimate 9-28-18
	Lincoln Drive	Reconstruction	\$475,000	LOSST	CIP is \$284,000
	Beach Street	PCC Rehab – Ph I	\$350,000	LOSST/STBG	Patching, cross-stitching, diamond grinding
	Total		\$1,125,000		
2024-2025	Brewer Street		\$700,000	LOSST	Des Moines to Bridge St
	Beach Street	PCC Rehab – Ph II	\$400,000	LOSST/STBG	Patching, cross-stitching, diamond grinding
	Middle St & South St (gravel)		\$200,000	LOSST	City CIP
	Total		\$1,300,000		
2025-2026	Kathy Ln, Mary Ln, East St, 900 Blk Boone St	Mill and HMA Overlay	\$800,000	LOSST	City CIP
	Locus St & College St	PCC Rehab	\$100,000	LOSST	Poor PCI
	Wilson St	Cold-in-place HMA recycling	\$230,000	LOSST	
	Total		\$1,130,000		

APPENDIX

Pavement Condition Summary Database Format 2020					
Field	Name	Type	Units	Comments/Description	Notes
1	Shape	SHAPELINE		N/A	
2	SEG_ID/HISTID	CHAR		Unique record identifier	
3	ROUTEID	CHAR		Unique route identifier from IADOT	
4	DIRECTION/DIR	DECIMAL		Direction of travel (Primary direction = 1). For segments with 4 or more lanes, a secondary direction (2) of travel will be populated if segment was collected in both directions.	Direction of travel collection between 2016-2019 was only for roads with divided median.
5	IPMP_RTE	CHAR		Road Name	
6	RPA	DECIMAL		Regional planning association number	
	COUNTYNUM	DECIMAL		County number 1-99	
7	TRAV_WAY	DECIMAL	feet	Width of pavement	
	FEDFC	DECIMAL		Federal functional classification. 1 - Principal Arterial Interstate 2 - Principal Arterial-Other Freeway and Expressway 3- Principal Arterial-Other 4- Minor Arterial 5 -Major Collector 6 -Minor Collector 7- Local	
	FAE	CHAR		Federal aid eligible	
8	LIMITMPH	DECIMAL	mph	Speed limit	
9	AADT	DECIMAL	count	Average annual daily traffic	
10	PAVE_TYPE	CHAR		Current (general) surface type from local agency (PCC, ACC, COM-Composite)	
11	Dis_count	DECIMAL	count	Number of distress intervals used in condition summary	
12	Calc_lgth	DECIMAL	feet	Cumulative length of all distress segments used in summary in feet	
13	Cover_lgth	DECIMAL		Proportion of section covered with distress data, based on cumulative length of all distress segments used in summary. Multiply by 100 for percent	
14	Avg_lri	DECIMAL	in/mile	Average left IRI, 999 = invalid value	
15	Max_lri	DECIMAL	in/mile	Maximum left IRI, 999 = invalid value	
16	Avg_rri	DECIMAL	in/mile	Average right IRI, 999 = invalid value	
17	Max_rri	DECIMAL	in/mile	Maximum right IRI, 999 = invalid value	
18	Avg_lrut	DECIMAL	inches	Average left rut	
19	Max_lrut	DECIMAL	inches	Maximum left rut	
20	Avg_rut	DECIMAL	inches	Average right rut	
21	Max_rut	DECIMAL	inches	Maximum right rut	
22	Allig_s	DECIMAL	square feet	Area of sealed alligator cracking	2016 - present
23	Allig_l	DECIMAL	square feet	Area of low severity alligator cracking	
24	Allig_m	DECIMAL	square feet	Area of medium severity alligator cracking	
25	Allig_h	DECIMAL	square feet	Area of high severity alligator cracking	
26	Trans_s	DECIMAL	count	Number of full width sealed transverse cracks	2016 - present
27	Trans_l	DECIMAL	count	Number of full width low severity transverse cracks	
28	Trans_m	DECIMAL	count	Number of full width medium severity transverse cracks	
29	Trans_h	DECIMAL	count	Number of full width high severity transverse cracks	
30	Long_s	DECIMAL	feet	Total length of sealed longitudinal cracking - non wheelpath	2016 - present
31	Long_l	DECIMAL	feet	Total length of low severity longitudinal cracking - non wheelpath	
32	Long_m	DECIMAL	feet	Total length of medium severity longitudinal cracking - non wheelpath	
33	Long_h	DECIMAL	feet	Total length of high severity longitudinal cracking - non wheelpath	
34	Long_wp_s	DECIMAL	feet	Total length of sealed longitudinal cracking - wheelpath	2016 - present
35	Long_wp_l	DECIMAL	feet	Total length of low severity longitudinal cracking - wheelpath	
36	Long_wp_m	DECIMAL	feet	Total length of medium severity longitudinal cracking - wheelpath	
37	Long_wp_h	DECIMAL	feet	Total length of high severity longitudinal cracking - wheelpath	
38	Patch_g	DECIMAL	square feet	Area of patching in "Good" condition	
39	Patch_b	DECIMAL	square feet	Area of patching in "Bad" condition	
40	Patch_cnt	DECIMAL	count	Number of patches	
41	Dcrack_s	DECIMAL	count	Number of joints affected with sealed D-cracking	2016 - present
42	Dcrack_l	DECIMAL	count	Number of joints affected with low severity D-cracking	2016 - present
43	Dcrack_m	DECIMAL	count	Number of joints affected with moderate severity D-cracking	
44	Dcrack_h	DECIMAL	count	Number of joints affected with high severity D-cracking	
45	Jspall_m	DECIMAL	count	Number of moderate severity transverse joint spalls	2003-2015
46	Jspall_h	DECIMAL	count	Number of high severity transverse joint spalls	
47	JOINT_COUNT	DECIMAL	count	Number of joints in the segment	2015 - present
48	L_AVG_FLT	DECIMAL	inches	Average left fault value	2015 - present
49	L_MIN_FLT	DECIMAL	inches	Average Minimum left fault value	2015 - present
50	L_CUM_FLT	DECIMAL	inches	Average Cumulative left fault value	2015 - present
51	L_MAX_FLT	DECIMAL	inches	Average Maximum left fault value	2015 - present
52	R_AVG_FLT	DECIMAL	inches	Average right fault value	2015 - present
53	R_CUM_FLT	DECIMAL	inches	Average Cumulative right fault value	2015 - present
54	R_MIN_FLT	DECIMAL	inches	Average Minimum right fault value	2015 - present
55	R_MAX_FLT	DECIMAL	inches	Maximum right fault value	2015 - present
56	Failure	DECIMAL	square feet	Area of any pavement repair (patch) with no exact form, i.e. square, rectangular.	2016 - present
57	FAIL_COUNT	DECIMAL	count	Number of any pavement repairs (patch) with no exact form, i.e. square, rectangular. Used to be collected as DCRACKING ON Concrete	2016 - present
58	PUNCHOUT	DECIMAL	count	Number of punchouts	2016 - present
59	CRS_SLOPE_MIN	DECIMAL	percent	Minimum cross slope	
60	CRS_SLOPE_MAX	DECIMAL	percent	Maximum cross slope	
61	PCT_CRKD	DECIMAL	percent	Average percent of cracked area in the wheelpath (ACC and COM segments)	
62	BEARING	DECIMAL	degrees	Average bearing in degrees of vehicle during data collection	
63	CRKD_SLAB	DECIMAL	percent	Average percent of slabs cracked (concrete segments)	
64	Min_date	DECIMAL	yearmonthday	Beginning date of condition data collection.	
65	Max_date	DECIMAL	yearmonthday	End date of condition data collection.	
66	Pci/PCI6/CityPCI	DECIMAL		Pavement Condition Index: (0-20=VERY POOR, 21-40=POOR, 41-80=FAIR, 81-80=GOOD, 81-100=EXCELLENT, Null = 999=not calculated) Pci6 uses a higher threshold value for IRI. CityPCI uses a new weighting designed for the cities only.	CityPCI only on municipal roads
67	IRI	DECIMAL	in/mile	Average ride (IRI), 999 = invalid value	
68	RUT	DECIMAL	inches	Average rut	
69	JURISDICTION	CHAR		Local agency name	
70	YR_LSTWK	DECIMAL		Year of last major work	
71	Structure	DECIMAL		Structure Index (0-100 [100=no structural deficiencies], 999-not updated)	
72	Pm_lgth/Sec_lgth	DECIMAL	feet	Measured cartographic section length (2-D). Populated by ArcGIS	

Figure A- 1 Pavement Metadata

Pavement Condition Index Equations

The PCI is determined for each roadway segment in the database. The PCI equations are listed in Table A-1.

Table A- 1 – PCI Equations

CityPCI Equation for PCC:

$$CityPCI = 100 - 15 * \left(\frac{IRI}{380} \right) - 30 * \left(\frac{\# of Joint/DCrack \text{ per } 528 \text{ ft}}{14} \right) - 20 * \left(\frac{\# of transverse cracks \text{ per } 528 \text{ ft}}{14} \right) - 25 * \left(\frac{\# of patches \text{ per } 528 \text{ ft}}{750} \right) - 10 * \left(\frac{\# of PCC Long cracks \text{ per } 528 \text{ ft}}{528} \right)$$

Regular PCI Equation for PCC:

$$PCI = 100 - 35 * \left(\frac{IRI}{253} \right) - 25 * \left(\frac{\# of D cracking panels \text{ per } 528 \text{ ft}}{8} \right) - 15 * \left(\frac{\# of spalled joints \text{ per } 528 \text{ ft}}{9} \right) - 25 * \left(\frac{\# of transverse cracks \text{ per } 528 \text{ ft}}{14} \right)$$

CityPCI Equation for ACC:

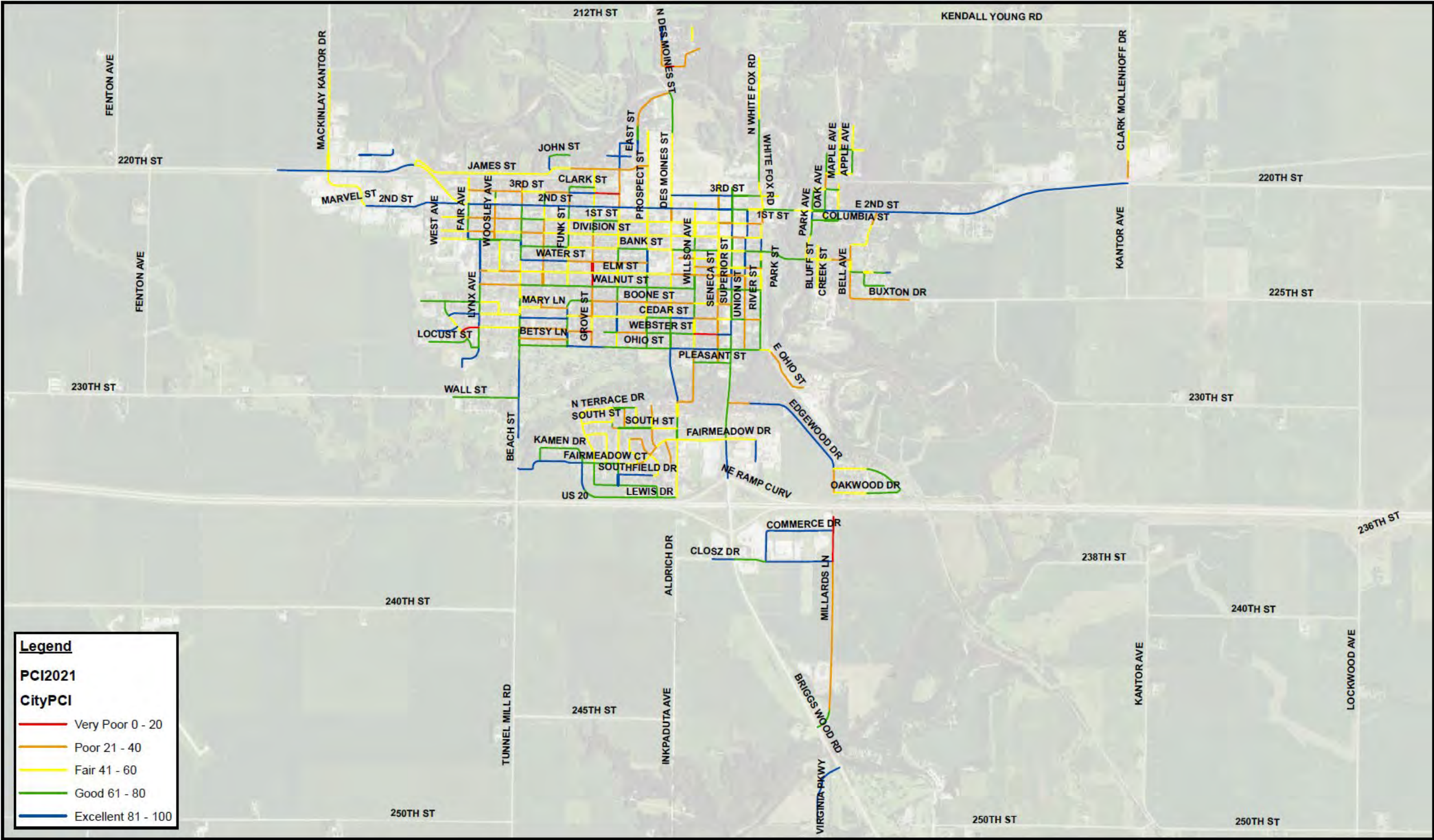
$$CityPCI = 100 - 35 * \left(\frac{IRI}{380} \right) - 20 * \left(\frac{\# of Alligator cracking panels \text{ per } 528 \text{ ft}}{1040} \right) - 20 * \left(\frac{Rutting \text{ per } 528 \text{ ft}}{0.59} \right) - 10 * \left(\frac{\# of transverse cracks \text{ per } 528 \text{ ft}}{24} \right) - 5 * \left(\frac{\# of Long Non WP cracks \text{ per } 528 \text{ ft}}{158} \right) - 10 * \left(\frac{\# of Long WP cracks \text{ per } 528 \text{ ft}}{158} \right)$$

Regular PCI Equation for ACC:

$$PCI = 100 - 35 * \left(\frac{IRI}{253} \right) - 20 * \left(\frac{\# of Alligator cracking panels \text{ per } 528 \text{ ft}}{1040} \right) - 20 * \left(\frac{Rutting \text{ per } 528 \text{ ft}}{0.59} \right) - 10 * \left(\frac{\# of transverse cracks \text{ per } 528 \text{ ft}}{24} \right) - 5 * \left(\frac{\# of Long Non WP cracks \text{ per } 528 \text{ ft}}{158} \right) - 10 * \left(\frac{\# of Long WP cracks \text{ per } 528 \text{ ft}}{158} \right)$$

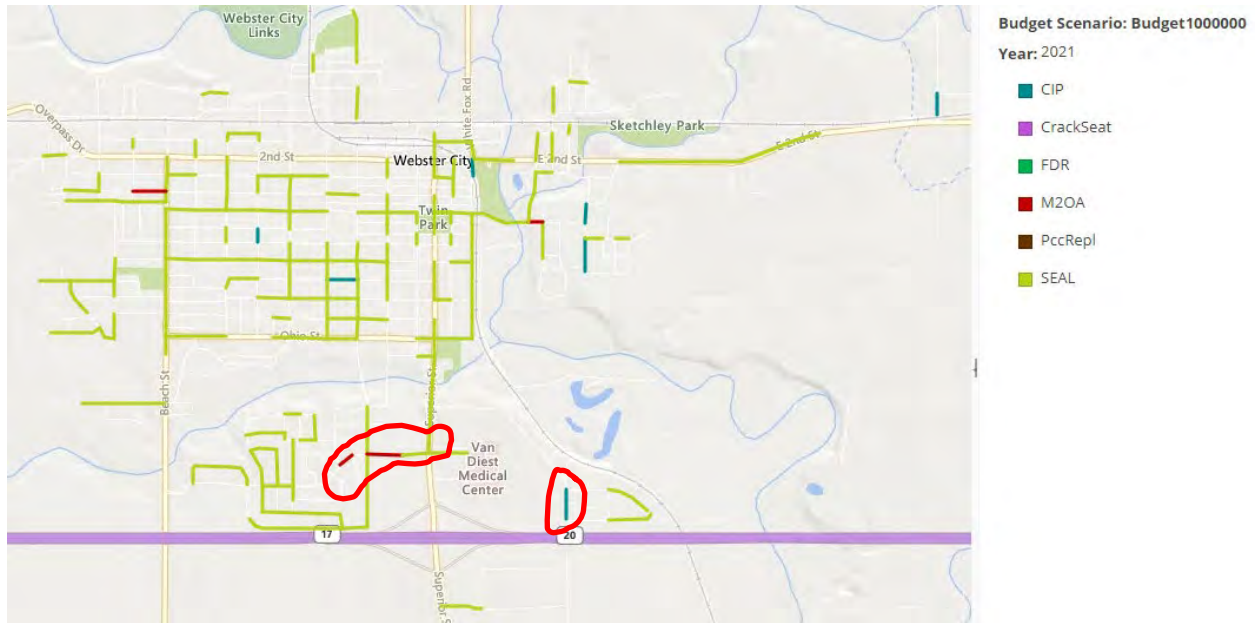
2021 PCI MAP

FILE PATH: V:\Projects\2020\120.0071\GIS\Exhibit_2021-10-08_2021 PCI Map.mxd
SOURCES:

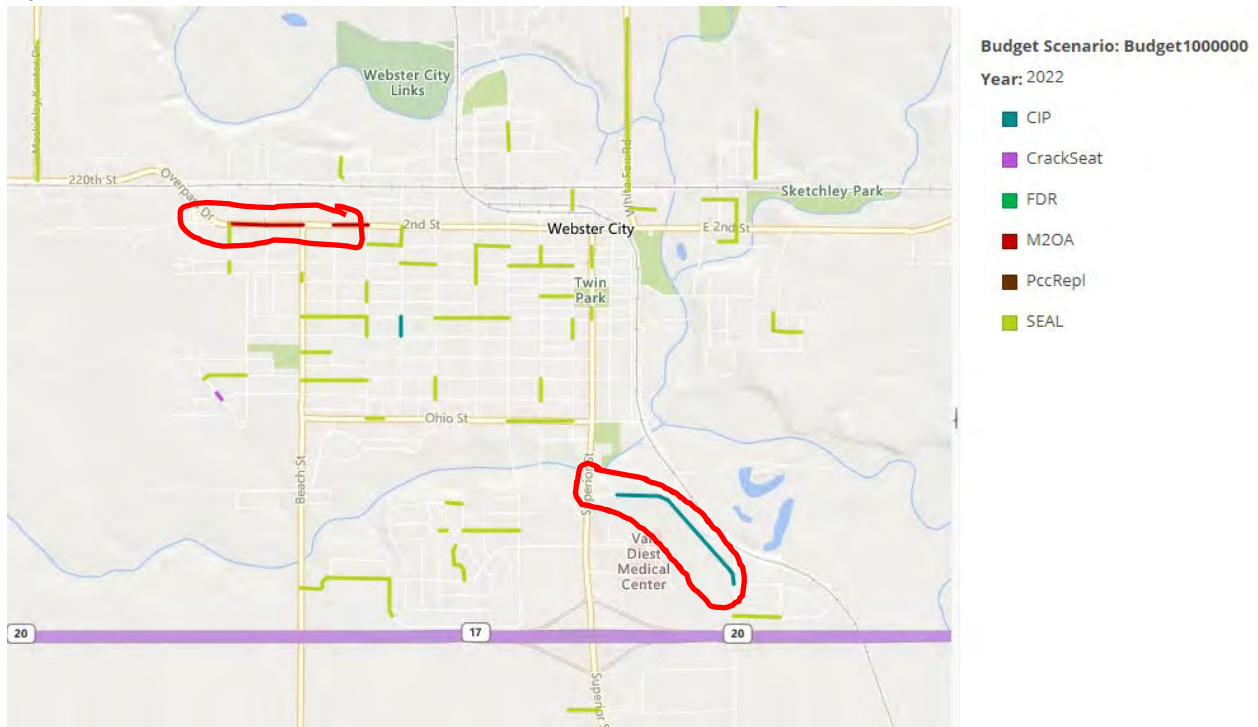


dTIMS Budget Scenario Maps

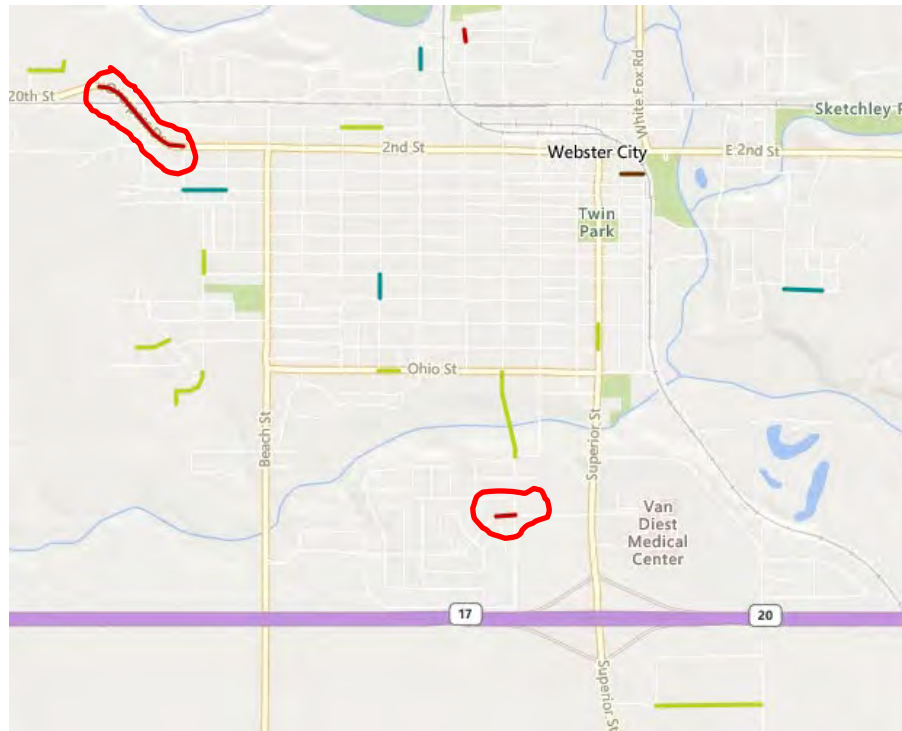
2021



2022



2023

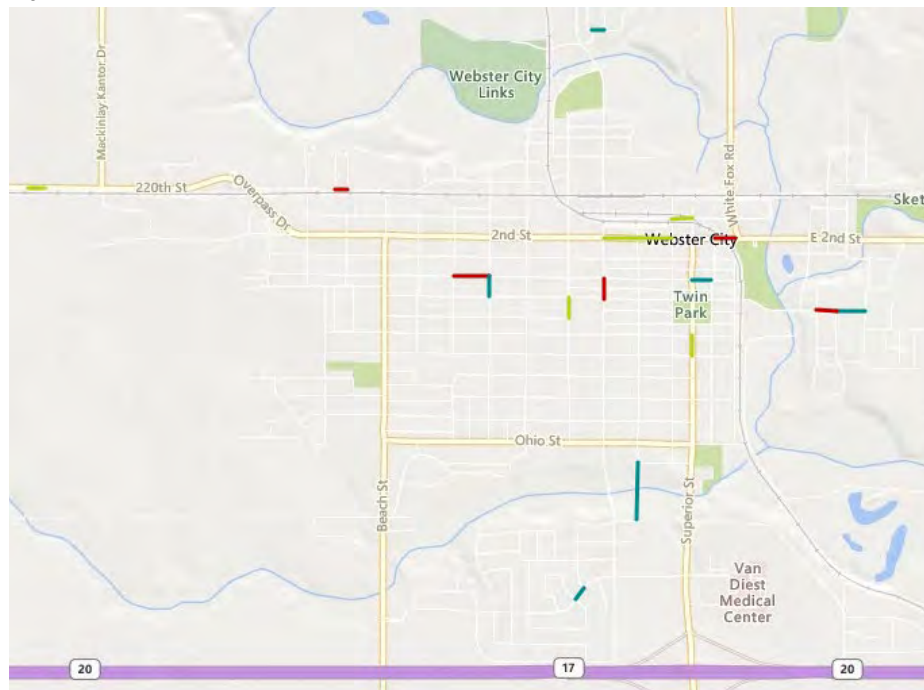


Budget Scenario: Budget1000000

Year: 2023

- CIP
- CrackSeat
- FDR
- M2OA
- PccRepl
- SEAL

2024

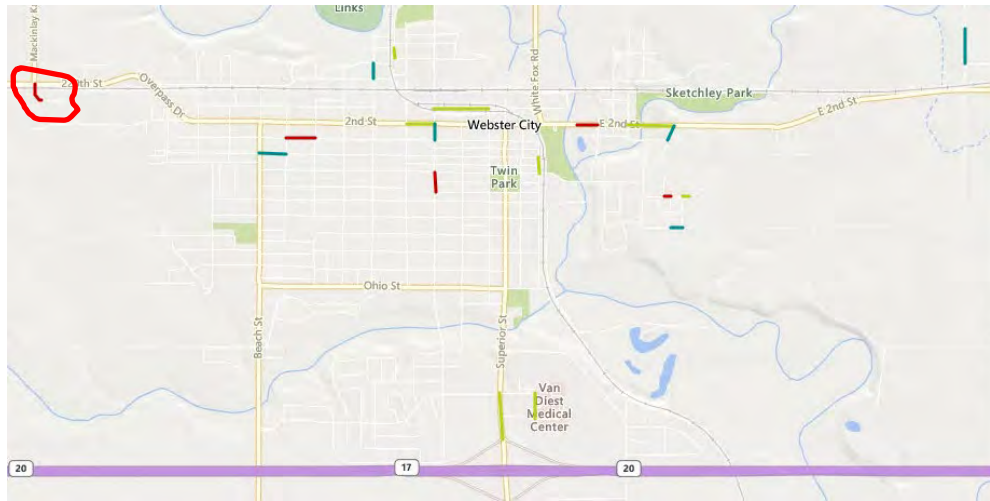


Budget Scenario: Budget1000000

Year: 2024

- CIP
- CrackSeat
- FDR
- M2OA
- PccRepl
- SEAL

2025

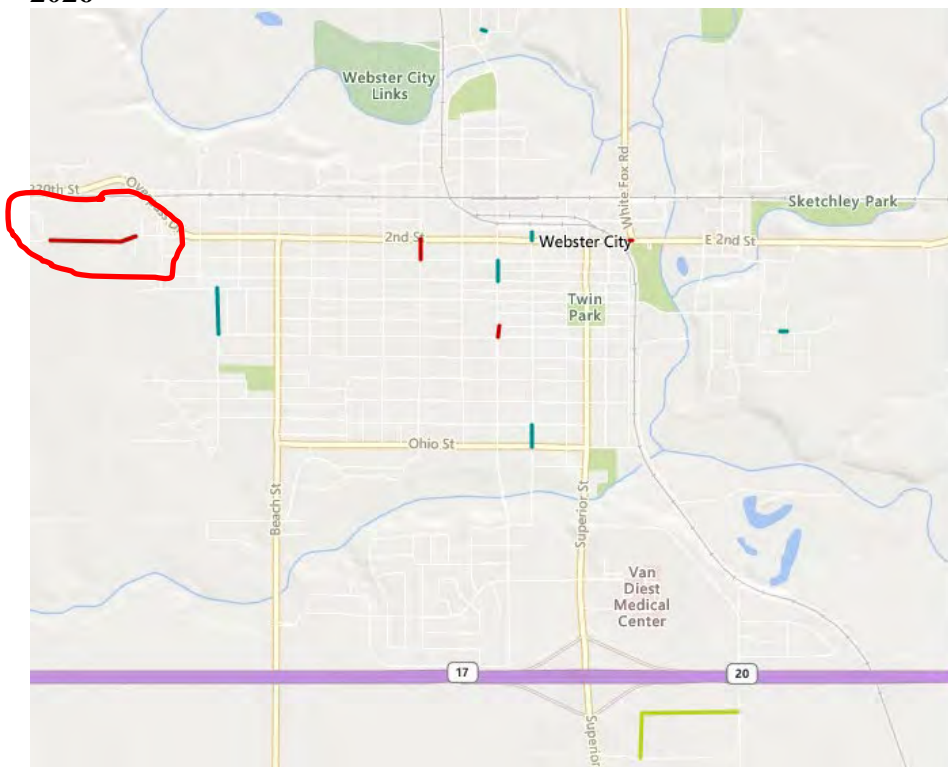


Budget Scenario: Budget1000000

Year: 2025

- CIP
- CrackSeat
- FDR
- M2OA
- PccRepl
- SEAL

2026

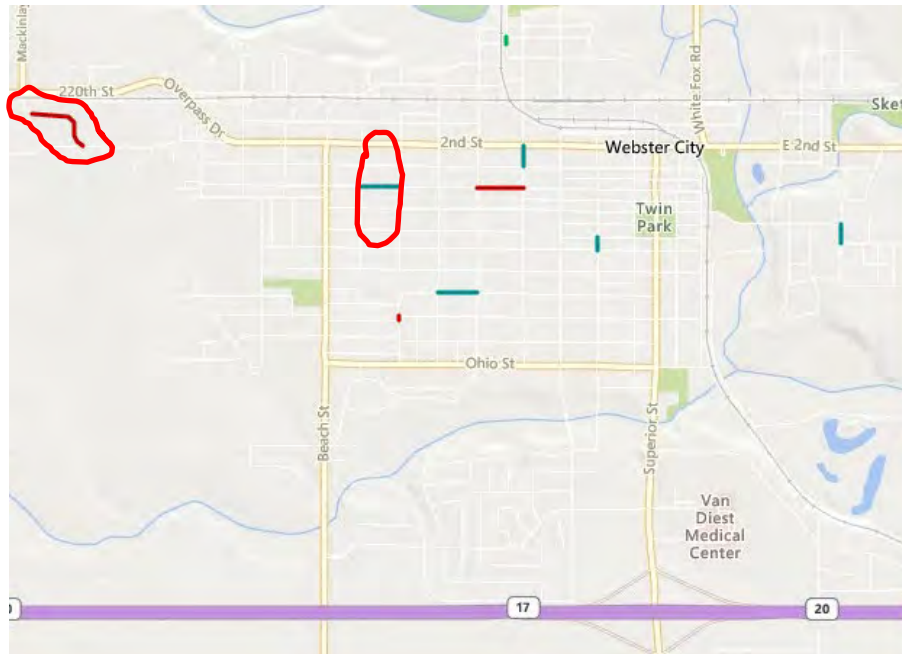


Budget Scenario: Budget1000000

Year: 2026

- CIP
- CrackSeat
- FDR
- M2OA
- PccRepl
- SEAL

2027

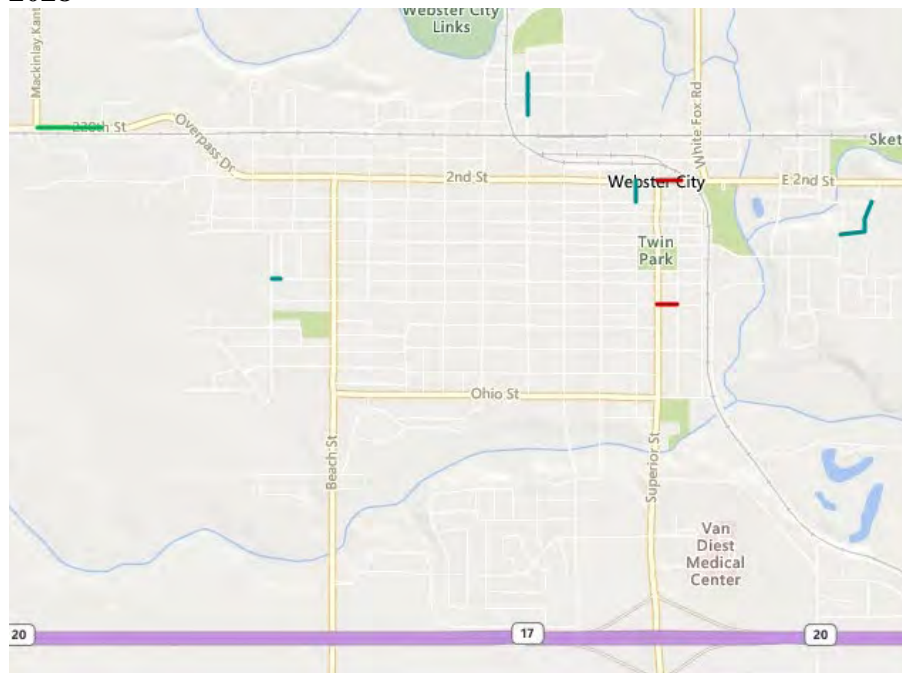


Budget Scenario: Budget1000000

Year: 2027

- CIP
- CrackSeat
- FDR
- M2OA
- PccRepl
- SEAL

2028

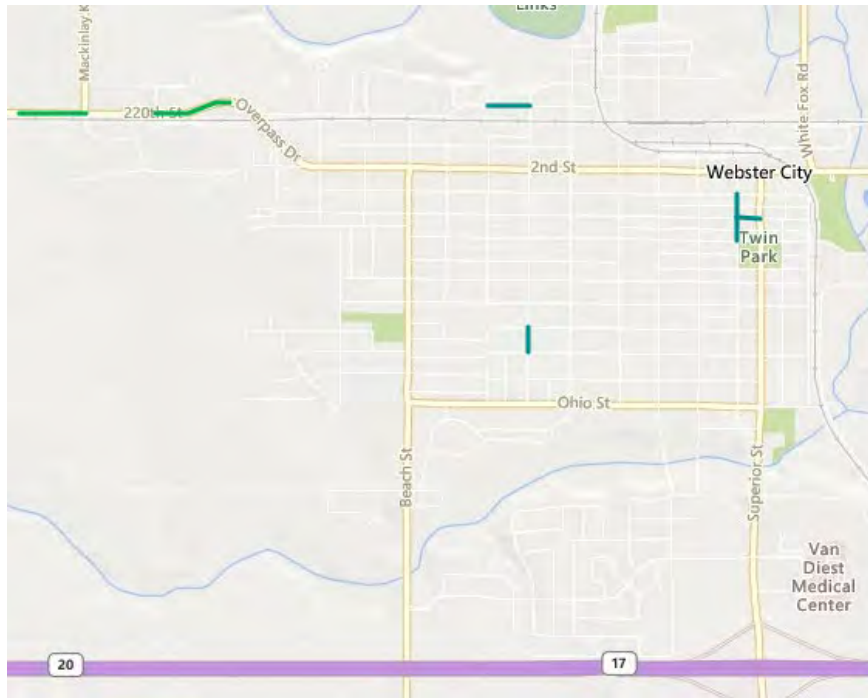


Budget Scenario: Budget1000000

Year: 2028

- CIP
- CrackSeat
- FDR
- M2OA
- PccRepl
- SEAL

2029

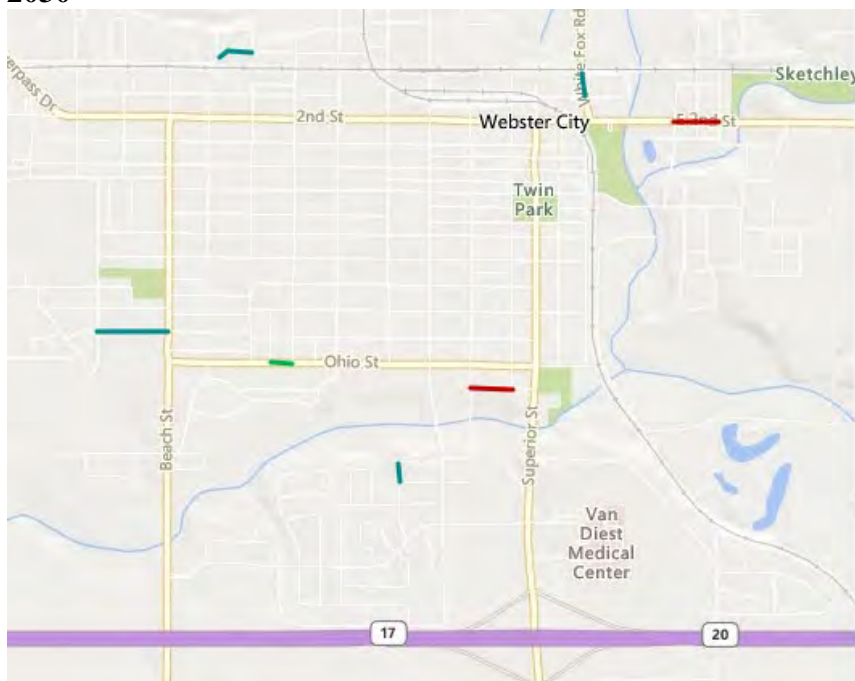


Budget Scenario: Budget1000000

Year: 2029

- CIP
- CrackSeat
- FDR
- M2OA
- PccRepl
- SEAL

2030



Budget Scenario: Budget1000000

Year: 2030

- CIP
- CrackSeat
- M2OA
- PccRepl
- FDR
- SEAL