

**City Council Meeting
City Hall - Webster City, Iowa
July 19, 2021 - 6:00 p.m.**

**Council Members and minimal staff will be meeting
in the Council Chambers at City Hall.**

Due to the COVID-19 concerns and social distancing recommendations, this meeting will be Open to the Public, with limited seating available in the Council Chambers, and also by ELECTRONIC MEANS. Iowa Code Section 21.8 outlines the guidelines to hold an electronic meeting when there are valid concerns that an in-person meeting is "impossible or impractical".

Join Zoom Meeting

<https://us02web.zoom.us/j/83356970177>

Meeting ID: 833 5697 0177

One tap mobile

+13126266799,,83356970177# US (Chicago)

+16465588656,,83356970177# US (New York)

Dial by your location

+1 312 626 6799 US (Chicago)

+1 646 558 8656 US (New York)

+1 301 715 8592 US (Washington DC)

+1 346 248 7799 US (Houston)

+1 669 900 9128 US (San Jose)

+1 253 215 8782 US (Tacoma)

Meeting ID: 833 5697 0177

Find your local number: <https://us02web.zoom.us/u/kcrraAwT5y>

Join by Skype for Business

<https://us02web.zoom.us/skype/83356970177>

The meeting can also be accessed by visiting the City of Webster City Facebook page where it will be live-streamed at <https://www.facebook.com/cityofwebstercity/> The video will also be posted to our YouTube Channel.

ROLL CALL

Motion on Approval of Agenda

Pledge of Allegiance

City Council Meeting Agenda, July 19, 2021

A. PETITIONS – COMMUNICATIONS – REQUESTS

This is the time of the meeting that a citizen may address the Council on a matter not on the Agenda. **(no more than five minutes per person)**

Except in cases of emergency, the City Council will not take any action at this meeting, but may ask the City Staff to research the matter or have the matter placed on the Agenda for a future meeting.

1. Public Information

B. MINUTES AND CLAIMS

The following items have been deemed to be non-controversial, routine actions to be approved by the Council in a single motion. If a Council member, or a member of the audience wishes to have an item removed from this list, it will be considered in its normal sequence on the Agenda.

1. [Minutes](#) of July 6, 2021
2. [Resolution](#) on [Payroll](#) for the period ending July 3, 2021 and paid on July 9, 2021.
3. [Resolution](#) on [Bills](#) [Fund List](#)

C. GENERAL AGENDA

**1.A. PUBLIC HEARING – 6:05 P.M. [COUNCIL MEMORANDUM](#)
[APPLICATION](#) [MAP](#) [NOTICE TO RESIDENTS](#)**

Public Hearing on an Application for Voluntary Annexation located West of the Corporate Limits of Webster City, Iowa.

- a. [RESOLUTION](#) Assenting to the Annexation of Certain Real Estate to the City of Webster City, Iowa

1.B. PUBLIC HEARING – 6:05 P.M. [COUNCIL MEMORANDUM](#) [ENG LETTER](#)

Public Hearing on the Proposed Plans and Specifications and proposed Form of Contract and Estimate of Cost for the 2021 Bridge Repair Project.

- a. [RESOLUTION](#) approving and confirming Plans, Specifications and Form of Contract and Estimate of Cost for the 2021 Bridge Repair Project.
- b. [RESOLUTION](#) approving Awarding of Contract for the 2021 Bridge Repair Project to Jasper Construction Services, Inc., Newton, IA in the amount of \$133,565.00.

1.C. PUBLIC HEARING – 6:05 P.M. [COUNCIL MEMORANDUM](#) [ENG LETTER](#)

Public Hearing on the Proposed Plans and Specifications and proposed Form of Contract and Estimate of Cost for the 2021 River Street Water Main Project.

- a. [RESOLUTION](#) approving and confirming Plans, Specifications and Form of Contract and Estimate of Cost for the 2021 River Street Water Main Project.

City Council Meeting Agenda, July 19, 2021

- b. **RESOLUTION** approving Awarding of Contract for the 2021 River Street Water Main Project to Wunsch Construction, Greene, IA in the amount of \$387,671.50.

1.D. PUBLIC HEARING – 6:05 P.M. COUNCIL MEMORANDUM ENG LETTER
Public Hearing on the Proposed Plans, Specifications and Form of Contract and Estimate of Cost for the Edgewood Water Main Loop Project.

- a. **RESOLUTION** approving and confirming Plans, Specifications and Form of Contract and Estimate of Cost for the Edgewood Water Main Loop Project.
- b. **RESOLUTION** approving Awarding of Contract for the Edgewood Water Main Loop Project to GM Contracting, Inc., Lake Crystal, MN in the amount of \$388,938.27.

2. Recommend approval for issuance of Beer and Liquor Licenses by the Iowa Department of Commerce for the following:

- a. Class B Beer Permit, Class C Native Wine Permit and Sunday Sales, Leon's Pizza, 643 2nd Street

3. Request from RAGBRAI Committee to close 2nd Street from Prospect Street to Willson Avenue from 1 to 6 p.m. on Monday, July 26, 2021 to prepare for the RAGBRAI ride through Webster City on July 27, 2021. (This request is in addition to the previous Street Closure(s) request by the Committee)

4. Second Reading of a proposed Ordinance, an **ORDINANCE** amending the Code of Ordinances of the City of Webster City, Iowa, 2019, by amending Article III to Chapter 20 pertaining to Hotel/Motel Tax Board in the City of Webster City, Iowa.

5. **SEWER RATES** Third Reading of a proposed Ordinance, an Ordinance amending the Code of Ordinances of the City of Webster City, Iowa, 2019, by Amending Chapter 48 Pertaining to Sewer Rental Rates.

- a. Pass and Adopt Ordinance pertaining to Sewer Rental Rates

6. **WATER RATES** Third Reading of a proposed Ordinance, an Ordinance amending the Code of Ordinances of the City of Webster City, Iowa, 2019, by Amending Chapter 48 Pertaining to Water System Rates.

- a. Pass and Adopt Ordinance pertaining to Water System Rates

7. **COUNCIL MEMORANDUM/ESTIMATES** Motion on Request from Recreation and Public Grounds Director to approve estimate from Mustang Disaster Clean Up, Ellsworth, IA for Mold Remediation at the Historic Train Depot and 1st Hamilton County Courthouse and move forward with the remediation.

8. Motion to accept and place on file the Planning and Zoning Commission Meeting **MINUTES** from July 12, 2021.

City Council Meeting Agenda, July 19, 2021

9. **COUNCIL MEMORANDUM RESOLUTION** setting time and place for a Public Hearing on the proposed amending of the Code of Ordinances of the City of Webster City, Iowa, by amending Chapter 50 pertaining to Zoning as it relates to Uses Permitted in the M-1 (Light Industrial) District (*August 2nd, 2021 – 6:05 p.m.*). **NOTICE**

**D. REPORTS AND RECOMMENDATIONS OF OFFICERS,
BOARDS AND COMMISSIONS**

The following items have been deemed to be non-controversial, routine actions to be approved by the Council in a single motion. If a Council member, or a member of the audience wishes to have an item removed from this list, it will be considered in its normal sequence on the Agenda:

1. Police Department **REPORT** for June 2021
2. Inspection Department **REPORT** for June 2021;
3. Hamilton County Solid Waste July Agenda **PACKET**;
4. Council Committee Reports
5. Other reports and recommendations

E. OTHER ITEMS SENT TO COUNCIL

1. **National Night Out** – Tuesday, August 3rd

F. ADJOURN

NOTE: The Council may act by motion, resolution or ordinance on items listed on the Agenda

CITY COUNCIL MEETING MINUTES
Webster City, Iowa July 6, 2021 – 6:00 p.m

The City Council met in regular session at the City Hall, Webster City, Iowa at 6:00 p.m. on July 6, 2021, upon call of the Mayor and the advance agenda. The meeting was called to order by Mayor John Hawkins and roll being called there were present in Council Chambers John Hawkins, Mayor, and the following Council Members: Matt McKinney, and Logan Welch. Council Members Katelin Hartmann and Brian Miller were absent.

Iowa Code Section 21.8 outlines the guidelines to hold an electronic meeting when there are valid concerns that an in-person meeting is "impossible or impractical".

Due to the COVID-19 concerns and social distancing recommendations, this meeting was Open to the Public with limited capacity and by electronic means utilizing the Zoom Platform. Details were provided in using the Zoom platform either by joining through the web portal or by calling in to view or participate.

It was moved by Welch and seconded by McKinney to approve the agenda.
ROLL CALL: Hawkins, McKinney and Welch voting aye.

Mayor John Hawkins led the Pledge of Allegiance.

PETITIONS – COMMUNICATIONS – REQUESTS

None brought forth.

PUBLIC INFORMATION

Mayor Hawkins thanked Van Diest Supply, the Fire Department, the Webster City Community School District and all those who volunteered to help make the Fireworks Display a success. He also noted that several complaints had been fielded by the Police Department over the weekend and usage of fireworks may need to be revisited.

Council Member Katelin Hartmann joined the meeting at 6:05 p.m.

MINUTES AND CLAIMS

It was moved by McKinney and seconded by Welch that the following motion and Resolutions be approved and adopted collectively:

1. That the meeting minutes of June 21, 2021 be approved.
2. That Resolution No. 2021-137 approving Payroll for the period ending June 19, 2021 and paid on June 25, 2021 in the amount of \$182,887.72 be passed and adopted.
3. That Resolution No. 2021-138 approving bills paid in the amount of \$520,671.76 be passed and adopted.

ROLL CALL: McKinney, Welch, Hartmann and Hawkins voting aye.

GENERAL AGENDA

1.A. PUBLIC HEARING – 6:05 P.M.

July 6, 2021 at 6:05 p.m. in Council Chambers at City Hall, Webster City, Iowa being the time and place for a Public Hearing on the Proposed Adoption of the 2021 Comprehensive Plan for the City of Webster City Iowa, the same was held. No written objections were received and one oral objection by Doug Ryan in regard to the land use and implementation schedule of the 2021 Comprehensive Plan, was presented.

City Council Meeting Minutes, July 6, 2021

Charlie Cowell, of RDG Planning and Design, provided a power point presentation summarizing the 2021 Comprehensive Plan for the City of Webster City. He suggested Council review the Comprehensive Plan on an annual basis.

- a. It was moved by McKinney and seconded by Welch that Resolution No. 2021-139 Adopting the 2021 Comprehensive Plan for the City of Webster City, Iowa be passed and adopted.

ROLL CALL: Welch, Hartmann, Hawkins and McKinney voting aye.

1.B. PUBLIC HEARING – 6:05 P.M

July 6, 2021 at 6:05 p.m. in Council Chambers at City Hall, Webster City, Iowa being the time and place for a Public Hearing on the Proposed Offer to Purchase City Owned Property located on Seneca Street in Webster City, Iowa from Platinum Connect, LLC, of Sioux Center, Iowa for placement of Fiber Hut, the same was held. No written objections were received and no oral objections were presented.

- a. It was moved by Welch and seconded by McKinney that Resolution No. 2021-140 approving Purchase Agreement & Authorizing Execution of a Corporate Warranty Deed conveying City Owned Property located on Seneca Street to Platinum Connect, LLC, Sioux Center, Iowa be passed and adopted.

ROLL CALL: Hartmann, Hawkins, McKinney and Welch voting aye.

1.C. PUBLIC HEARING – 6:05 P.M.

July 6, 2021 at 6:05 p.m. in Council Chambers at City Hall, Webster City, Iowa being the time and place for a Public Hearing on the Proposed Offer to Lease City Owned Property located on Collins Street in Webster City, Iowa by Platinum Connect, LLC, Sioux Center, Iowa for placement of Fiber Hut, the same was held. No written objections were received and no oral objections were presented.

- a. It was moved by Welch and seconded by McKinney that Resolution No. 2021-141 authorizing the City to enter into a Lease Agreement with Platinum Connect, LLC, Sioux Center, Iowa for use of City Owned Property located on Collins Street in Webster City, Iowa be passed and adopted.

ROLL CALL: Hawkins, McKinney, Welch and Hartmann voting aye.

2. It was moved by Welch and seconded by McKinney that Resolution No. 2021-142 authorizing the City to enter into a Fiber Optic Network Installation Agreement and Right-Of-Way Access License Agreement with Platinum Connect, LLC, Sioux Center, Iowa for use of City Streets and Easements be passed and adopted.

ROLL CALL: McKinney, Welch, Hartmann and Hawkins voting aye.

3. It was moved by Welch and seconded by McKinney that the issuance of Beer and Liquor Licenses by the Iowa Department of Commerce be approved for the following:

- a. Class A Liquor License, Outdoor Service & Sunday Sales
American Legion Post #191, 726 2nd Street
- b. 5-Day License (7/13/21-7/18/21) - Class B Beer Permit, Class C Native Wine Permit & Outdoor Service, The Whimsical Wine Trailer – Boone, Iowa for participation in Farmer’s Market on Seneca Street

ROLL CALL: Welch, Hartmann, Hawkins and McKinney voting aye.

City Council Meeting Minutes, July 6, 2021

4. It was moved by Welch and seconded by McKinney that the appointment of Ashley Allers as a member to the Traffic Study Committee for the unexpired term beginning upon appointment and ending May 31, 2023 be approved.

ROLL CALL: Hartmann, Hawkins, McKinney and Welch voting aye.

5. It was moved by Welch and seconded by McKinney that the appointment of James Kumm as a member to the Zoning Board of Adjustment for the unexpired term beginning upon appointment and ending May 31, 2023 be approved.

ROLL CALL: Hawkins, McKinney, Welch and Hartmann voting aye.

6. It was moved by Welch and seconded by McKinney that the First Reading of a proposed Ordinance, an Ordinance amending the Code of Ordinances of the City of Webster City, Iowa, 2019, by amending Article III to Chapter 20 pertaining to Hotel/Motel Tax Board in the City of Webster City, Iowa be approved.

ROLL CALL: McKinney, Welch, Hartmann and Hawkins voting aye.

City Clerk Karyl Bonjour informed Council the amendment would change the make-up of the board member requirements by eliminating the Hotel/Motel Representative and adding another Public-at-Large Representative. City Attorney Zach Chizek also mentioned that it also changes the allotment of funding to include a specified amount to go to Park and Recreational Capital Projects.

7. It was moved by McKinney and seconded by Welch that the Second Reading of a proposed Ordinance, an Ordinance amending the Code of Ordinances of the City of Webster City, Iowa, 2019, by Amending Chapter 48 Pertaining to Sewer Rental Rates be approved.

ROLL CALL: Welch, Hartmann, Hawkins and McKinney voting aye.

Phil Voge, Webster City Custom Meats, was present to speak on the changes to the Sewer Rates. He inquired if the City was doing anything to cut down the infiltration at this time. Ken Wetzler, Public Works Director, informed that slip lining is currently taking place.

8. It was moved by McKinney and seconded by Hartmann that the Second Reading of a proposed Ordinance, an Ordinance amending the Code of Ordinances of the City of Webster City, Iowa, 2019, by Amending Chapter 48 Pertaining to Water System Rates, to include proposed changes for Year 1, eliminating the surcharge, Year 2 and 2% volume increase annually thereafter be approved.

ROLL CALL: Hartmann, Hawkins, McKinney and Welch voting aye.

Phil Voge, Webster City Custom Meats, expressed concern on the surcharge without knowing costs or need of a future Water Treatment Plant. Dodie Wolfgram, Finance Director, informed Council that an increase in water rates has been needed for quite some time just to cover maintenance and operations of the current plant. Discussion was held on the proposed rates and it was decided to eliminate the surcharge that was approved on first reading, and move forward with all other proposed changes from the first reading.

9. It was moved by McKinney and seconded by Welch that Third Reading of a proposed Ordinance, an Ordinance amending the Code of Ordinances of the City of Webster City, Iowa, 2019 by Adding Subsection (38) to Chapter 46, Article II, Section 46-50 – Stop Requirements At Certain Streets be approved.

ROLL CALL: Hawkins, McKinney, Welch and Hartmann voting aye.

City Council Meeting Minutes, July 6, 2021

a. It was moved by McKinney and seconded by Welch that Ordinance No. 2021-1845, an Ordinance amending the Code of Ordinances of the City of Webster City, Iowa, 2019 by Adding Subsection (38) to Chapter 46, Article II, Section 46-50 – Stop Requirements At Certain Streets be passed and adopted.

ROLL CALL: McKinney, Welch, Hartmann and Hawkins voting aye.

10. It was moved by Welch and seconded by McKinney that Request from Fire Chief to replace tornado siren on 900 South Street and purchase from Electronic Engineering in the amount of \$9,975.00 (plus shipping) be approved.

ROLL CALL: Welch, Hartmann, Hawkins and McKinney voting a ye.

Chuck Stansfield, Fire Chief, was present to provide details of the purchase and installation.

11. It was moved by McKinney and seconded by Welch that Resolution No. 2021-143 setting August 2, 2021 at 6:05 p.m. in Council Chambers at City Hall, Webster City, Iowa as the time and place for a Public Hearing on the Proposed Plans and Specifications and Proposed Form of Contract and Estimate of Cost for Construction of 2021 HMA Street Improvement Project be passed and adopted.

ROLL CALL: Hartmann, Hawkins, McKinney and Welch voting aye.

12. It was moved by Welch and seconded by McKinney that Resolution No. 2021-144 establishing Fees for Services beginning July 7, 2021 be passed and adopted.

ROLL CALL: Hawkins, McKinney, Welch and Hartmann voting aye.

**REPORTS AND RECOMMENDATIONS OF OFFICERS,
BOARDS AND COMMISSIONS**

It was moved by McKinney and seconded by Welch that the following items (1&2) be accepted and placed on file:

1. City Manager Reports for April and May 2021; and
2. City Financial Reports for April and May 2021

ROLL CALL: McKinney, Welch, Hartmann and Hawkins voting aye.

COUNCIL COMMITTEE REPORTS

None brought forth.

OTHER REPORTS AND RECOMMENDATIONS

None brought forth.

OTHER ITEMS SENT TO COUNCIL

1. The City Attorney Update/Report dated 06-30-2021 was previously given to Council for review.

It was moved by McKinney and seconded by Welch that Council adjourned.

ROLL CALL: Welch, Hartmann, Hawkins and McKinney voting aye.

The July 6, 2021 Regular City Council Meeting stood adjourned at 7:22 p.m.

John Hawkins, Mayor

Karyl K. Bonjour, City Clerk

RESOLUTION NO. 2021 -

BE IT RESOLVED BY THE CITY COUNCIL OF THE CITY OF WEBSTER CITY,
IOWA:

That the payroll for the 80-hour period ending July 3, 2021 and paid on
July 9, 2021 aggregating the sum of \$200,325.96 herewith presented,
be and the same is hereby approved.

Passed and adopted this 19th day of July, 2021.

John Hawkins, Mayor

ATTEST:

Karyl K. Bonjour, City Clerk

Employee Number	Name	Total Gross Amount	Total Gross Hours	3-00 OT no pen Emp Amt	4-00 OT pension Emp Amt	5-00 DBL OT np Emp Amt	6-00 DBL OT pen Emp Amt	23-00 OTHER pen Emp Amt	24-00 OTHER np Emp Amt	85-00 NET PAY Emp Amt	86-00 DIRECT DEP Emp Amt
11189	HARTMANN, KATELIN J.	100.00	.00	.00	.00	.00	.00	100.00	.00	92.26	.00
11183	HAWKINS, JOHN C.	120.00	.00	.00	.00	.00	.00	120.00	.00	.00	109.71
11184	MCKINNEY, MATTHEW L.	100.00	.00	.00	.00	.00	.00	100.00	.00	.00	92.26
11186	MILLER, BRIAN S.	100.00	.00	.00	.00	.00	.00	100.00	.00	92.35	.00
11185	WELCH, LOGAN A.	100.00	.00	.00	.00	.00	.00	100.00	.00	.00	92.26
Total CITY COUNCIL:		5	520.00	.00	.00	.00	.00	520.00	.00	184.61	294.23
60722	CHELESVIG, BETH A.	3,496.00	80.00	.00	.00	.00	.00	464.00	.00	.00	2,296.69
61220	HENDERSON, LINDSAY E.	2,373.95	56.00	.00	.00	.00	.00	.00	691.15	.00	1,796.29
60003	SMITH, ELIZABETH A.	2,135.20	80.00	.00	.00	.00	.00	.00	.00	.00	1,429.80
Total CITY MANAGER:		3	8,005.15	216.00	.00	.00	.00	464.00	691.15	.00	5,522.78
30980	STRONER, BRIAN M.	2,740.00	80.00	.00	.00	.00	.00	.00	.00	.00	1,916.55
Total ENVIRONMENTAL/SAFETY:		1	2,740.00	80.00	.00	.00	.00	.00	.00	.00	1,916.55
61164	BONJOUR, KARYL K.	2,199.20	80.00	.00	.00	.00	.00	.00	.00	.00	1,441.94
61180	GRIMSHAW, STACY M.	1,579.20	80.00	.00	.00	.00	.00	.00	.00	.00	972.27
61238	HAGLUND, DENISE D.	791.81	51.25	.00	.00	.00	.00	.00	.00	.00	630.16
61190	NERLAND, DEDRA R.	1,683.20	80.00	.00	.00	.00	.00	.00	.00	.00	1,158.07
61163	PEVESTORF, ELIZABETH J.	1,900.80	80.00	.00	.00	.00	.00	.00	.00	.00	1,373.39
30329	WOLFGRAM, DOREEN A.	3,491.20	80.00	.00	.00	.00	.00	464.00	.00	.00	2,417.38
Total FINANCE OFFICE:		6	11,645.41	451.25	.00	.00	.00	464.00	.00	.00	7,993.21
41502	CAMPBELL, AARON M.	100.00	.00	.00	.00	.00	.00	100.00	.00	.00	92.35
41215	CASEY, DANA R	20.00	.00	.00	.00	.00	.00	20.00	.00	.00	17.23
40857	DOOLITTLE, KENDALL J.	115.00	.00	.00	.00	.00	.00	115.00	.00	99.06	.00
41263	ESTLUND, JEROMY J.	2,695.35	115.00	.00	.00	.00	.00	.00	.00	.00	1,947.75
41395	FEICKERT, DAKOTA L.	462.00	23.50	.00	.00	.00	.00	133.00	.00	.00	359.83
41038	FERGUSON, WILLIAM M.	75.00	.00	.00	.00	.00	.00	75.00	.00	69.26	.00
41300	FOX, JEFFREY A.	287.00	15.00	.00	.00	.00	.00	77.00	.00	.00	231.50
41438	FRAKES, JUSTIN M.	80.00	.00	.00	.00	.00	.00	80.00	.00	.00	73.88
41432	HANSON, STEVEN M.	40.00	.00	.00	.00	.00	.00	40.00	.00	.00	36.94
40971	HAYES, BRANDON W.	2,656.34	112.00	.00	.00	.00	.00	.00	.00	.00	1,920.41
41445	HAYES, HARRISON W.	273.00	8.00	.00	.00	.00	.00	161.00	.00	235.16	.00
41441	HAYES, HUNTER W.	115.00	.00	.00	.00	.00	.00	115.00	.00	106.20	.00
40031	HOLST, RONALD W	115.00	.00	.00	.00	.00	.00	115.00	.00	99.06	.00
41192	JESSEN, PHILLIP N.	273.00	8.00	.00	.00	.00	.00	161.00	.00	221.75	.00
41460	LEHMAN, MICHEAL L.	20.00	.00	.00	.00	.00	.00	20.00	.00	.00	13.47
41200	MADSEN, TODD M	95.00	.00	.00	.00	.00	.00	95.00	.00	.00	81.83
41490	MCKIBBAN, JACOB D.	40.00	.00	.00	.00	.00	.00	40.00	.00	.00	36.94
41219	SOWLE JR., ANDREW W.	2,701.10	115.00	.00	.00	.00	.00	.00	.00	.00	1,824.38
41400	STANSFIELD, CHARLES T.	3,203.70	80.00	.00	.00	.00	.00	.00	.00	.00	2,144.78
41029	STEWART, EARL L	75.00	.00	.00	.00	.00	.00	75.00	.00	.00	69.26
41088	TOLLE, PAUL A.	75.00	.00	.00	.00	.00	.00	75.00	.00	64.60	.00
41216	WEINSCHENK, KENRIC J	75.00	.00	.00	.00	.00	.00	75.00	.00	.00	69.26
41213	WILLIAMS, ZACHARY W.	55.00	.00	.00	.00	.00	.00	55.00	.00	.00	47.37
40815	WILLS, DON H.	95.00	.00	.00	.00	.00	.00	95.00	.00	81.83	.00
41340	YOUNGDALE, COLE C.	115.00	.00	.00	.00	.00	.00	115.00	.00	106.20	.00

Employee Number	Name	Total Gross Amount	Total Gross Hours	3-00 OT no pen Emp Amt	4-00 OT pension Emp Amt	5-00 DBL OT np Emp Amt	6-00 DBL OT pen Emp Amt	23-00 OTHER pen Emp Amt	24-00 OTHER np Emp Amt	85-00 NET PAY Emp Amt	86-00 DIRECT DEP Emp Amt
41110	MORK, SHILOH B.	3,199.60	80.00	.00	.00	.00	.00	.00	.00	.00	2,130.07
41471	MOURLAM, DALTON G.	2,272.45	84.00	.00	.00	.00	.00	.00	.00	.00	1,599.73
41225	PRITCHARD, BRANDON D.	2,501.24	84.00	.00	.00	.00	.00	.00	.00	.00	1,760.53
41482	RICHARDSON, COLT A.	2,206.52	84.00	.00	.00	.00	.00	.00	.00	.00	1,622.85
41426	ROSE, DYLAN M.	2,395.40	84.00	.00	.00	.00	.00	.00	.00	.00	1,659.77
41450	THUMMA, STEVEN L.	2,348.80	84.00	.00	.00	.00	.00	.00	.00	.00	1,422.46
41495	WATKINS, MARK D.	2,407.40	84.00	.00	.00	.00	.00	.00	.00	.00	1,769.16
Total POLICE DEPARTMENT-O:		13	31,892.37	1,088.00	.00	.00	.00	.00	.00	.00	22,377.69
81291	ASKLUND, ANTHONY T.	674.25	46.50	.00	.00	.00	.00	.00	.00	.00	546.35
50891	BAUER, LANNY R.	2,403.20	80.00	.00	.00	.00	.00	.00	.00	.00	1,709.61
81672	CRYSTAL, EVERETT T.	1,000.00	80.00	.00	.00	.00	.00	.00	.00	.00	779.72
81697	FARO, FRANK L.	612.50	50.00	.00	.00	.00	.00	.00	.00	.00	501.98
81713	FOLEY, PATRICK R.	480.00	40.00	.00	.00	.00	.00	.00	.00	.00	406.47
81712	GARVEY, ROGER A.	600.00	50.00	.00	.00	.00	.00	.00	.00	.00	525.37
70980	HARMS, BRIAN K.	2,034.01	80.00	.00	.00	.00	.00	.00	.00	.00	1,509.88
70975	LESHER, BREANNE M.	2,494.80	80.00	.00	.00	.00	.00	.00	.00	.00	1,674.66
81714	MCBURNEY, BRAYZIN	894.00	74.50	.00	.00	.00	.00	.00	.00	.00	721.12
81617	OLSON, NICHOLAS L.	910.00	70.00	.00	.00	.00	.00	.00	.00	716.13	.00
81662	VASQUEZ, MICHAEL R.	752.25	59.00	.00	.00	.00	.00	.00	.00	.00	592.16
Total PUBLIC GROUNDS:		11	12,855.01	710.00	.00	.00	.00	.00	.00	716.13	8,967.32
61200	ALCAZAR, MATTHEW D.	2,060.00	80.00	.00	.00	.00	.00	.00	.00	.00	1,188.71
61068	HISLER, KATHY J.	1,118.96	71.00	.00	.00	.00	.00	.00	.00	.00	811.03
20025	WETZLER, KENNETH L.	3,901.60	80.00	.00	.00	.00	.00	464.00	.00	.00	2,380.16
Total PUBLIC WORKS:		3	7,080.56	231.00	.00	.00	.00	464.00	.00	.00	4,379.90
81716	BAILEY, CLAIRE M.	312.81	35.75	.00	.00	.00	.00	.00	.00	282.88	.00
81685	BAILEY, ERIN S.	258.13	29.50	.00	.00	.00	.00	.00	.00	.00	238.39
81653	BINDER, MEREDITH K.	641.00	64.00	.00	.00	.00	.00	.00	.00	576.14	.00
81726	BINDER, RILEY K.	288.75	33.00	.00	.00	.00	.00	.00	.00	.00	266.66
81725	CARDEN, CAMDEN P.	21.88	2.50	.00	.00	.00	.00	.00	.00	.00	20.20
81732	CASEY, FALLON M.	431.06	52.25	.00	.00	.00	.00	.00	.00	.00	387.08
81724	CASEY, REESE A.	374.06	42.75	.00	.00	.00	.00	.00	.00	.00	345.45
81674	CRUTCHER, JACIE M.	138.75	15.00	.00	.00	.00	.00	.00	.00	128.14	.00
81669	DRAEGER, MAKAYLEE M.	294.94	30.25	.00	.00	.00	.00	.00	.00	.00	267.37
81575	FLAWS, HALEY M.	685.88	46.50	.00	.00	.00	.00	.00	.00	574.27	.00
70100	FLAWS, LARRY J.	2,544.00	80.00	.00	.00	.00	.00	.00	.00	.00	1,710.37
81708	GALLENLINE, ABIGAIL M.	403.00	45.00	.00	.00	.00	.00	.00	.00	363.17	.00
81649	GALLENLINE, MORGAN R.	549.75	55.00	.00	.00	.00	.00	.00	.00	485.99	.00
81702	GAMBLE, ALYSSA P.	399.00	42.00	.00	.00	.00	.00	.00	.00	368.47	.00
70107	GLASCOCK, MARK A.	2,250.60	84.00	.00	132.60	.00	.00	.00	.00	.00	1,482.24
81711	HANSEN, ELLA M.	385.00	44.00	.00	.00	.00	.00	.00	.00	.00	346.55
81602	HARFST, MAXWELL K.	1,180.00	80.00	.00	.00	.00	.00	.00	.00	.00	948.39
81698	HEGGEBO, KAYLA A.	272.88	29.50	.00	.00	.00	.00	.00	.00	239.33	.00
81727	HENDERSON, BRYAR J.	391.88	47.50	.00	.00	.00	.00	.00	.00	361.90	.00
81687	JOHNSON, KELLY R.	66.50	7.00	.00	.00	.00	.00	.00	.00	.00	61.42
81723	KASCH, LIVIA R.	52.50	6.00	.00	.00	.00	.00	.00	.00	.00	48.48
81721	KENVILLE, REBECCA M.	367.50	42.00	.00	.00	.00	.00	.00	.00	.00	331.38
81730	KOEPPEN, CARSON G.	122.51	14.00	.00	.00	.00	.00	.00	.00	113.13	.00

Employee Number	Name	Total Gross Amount	Total Gross Hours	3-00 OT no pen Emp Amt	4-00 OT pension Emp Amt	5-00 DBL OT np Emp Amt	6-00 DBL OT pen Emp Amt	23-00 OTHER pen Emp Amt	24-00 OTHER np Emp Amt	85-00 NET PAY Emp Amt	86-00 DIRECT DEP Emp Amt	
81731	LARSON, GABRIELLE M.	99.00	12.00	.00	.00	.00	.00	.00	.00	91.42	.00	
81717	LASOURD, RILEY G.	83.13	9.50	.00	.00	.00	.00	.00	.00	76.77	.00	
81651	LINDSTROM, SARAH J.	410.88	43.25	.00	.00	.00	.00	.00	.00	353.55	.00	
81594	MCBURNEY, SONYA L.	728.00	56.00	.00	.00	.00	.00	.00	.00	.00	551.53	
81673	MCKEE, BRONWYN E.	305.00	30.50	.00	.00	.00	.00	.00	.00	.00	281.67	
81585	MITCHELL, MCKENNA K.	61.69	5.25	.00	.00	.00	.00	.00	.00	56.98	.00	
81689	NELSEN, DENISE L.	776.73	51.00	.00	.00	.00	.00	.00	.00	.00	618.59	
81720	ODLAND, ALLEY D.	163.06	18.75	.00	.00	.00	.00	.00	.00	.00	150.59	
81700	PETERSON, ADALIE J.	81.00	9.00	.00	.00	.00	.00	.00	.00	.00	64.81	
81665	PRUISMANN, LINDA A.	340.83	21.00	.00	.00	.00	.00	.00	.00	.00	271.57	
81682	RANGE, JENAH L.	481.00	52.00	.00	.00	.00	.00	.00	.00	.00	431.21	
81701	RANGE, MARAH G.	427.50	47.50	.00	.00	.00	.00	.00	.00	.00	383.79	
81719	SCHULTZ, CAMDEN J.	161.88	18.50	.00	.00	.00	.00	.00	.00	.00	149.49	
81703	SEISER, DAWSON K.	332.50	35.00	.00	.00	.00	.00	.00	.00	.00	300.06	
81710	SOSA-BAEZ, ABILENE	492.00	52.50	.00	.00	.00	.00	.00	.00	.00	440.44	
81715	STOAKES, KELLY L.	52.50	6.00	.00	.00	.00	.00	.00	.00	.00	48.48	
81718	THONGSOUK, TAHSAIYA W.	271.25	31.00	.00	.00	.00	.00	.00	.00	.00	246.50	
81699	WHITMORE, MAX F.	479.75	50.50	.00	.00	.00	.00	.00	.00	430.05	.00	
81650	WILLSON, JACOB B.	196.00	21.50	.00	.00	.00	.00	.00	.00	.00	181.01	
Total RECREATION:		42	18,376.08	1,498.25	.00	132.60	.00	.00	.00	4,502.19	10,573.72	
51187	BAHRENFUSS, BRANDON D.	3,122.64	81.00	.00	51.04	.00	.00	.00	.00	.00	2,170.19	
51178	DOOLITTLE, DAN L	1,100.00	50.00	.00	.00	.00	.00	.00	.00	.00	851.50	
51189	MACRUNNEL, MATTHEW A.	2,191.94	80.50	.00	17.11	.00	.00	.00	.00	.00	1,543.64	
51200	MCKIBBAN, JACOB D.	2,327.03	84.50	.00	153.83	.00	.00	.00	.00	.00	1,621.79	
31195	PETERSON, RICK E.	2,201.60	80.50	.00	17.20	.00	.00	.00	.00	.00	1,542.06	
51190	RATCLIFF, BRETT D.	2,347.60	80.00	.00	.00	.00	.00	.00	.00	.00	1,584.19	
51195	RODEN, JACOB J.	2,173.20	80.00	.00	.00	.00	.00	.00	.00	.00	1,482.73	
51184	WILLIAMS, ZACHARY W.	2,537.20	80.00	.00	.00	.00	.00	.00	.00	.00	1,694.31	
51205	YOUNGDALE, COLE C.	2,288.00	80.50	.00	18.00	.00	.00	.00	.00	.00	1,620.61	
Total STREET DEPARTMENT:		9	20,289.21	697.00	.00	257.18	.00	.00	.00	.00	14,111.02	
30772	DINGMAN, CHAD M.	2,559.60	80.00	.00	.00	.00	.00	.00	.00	.00	1,878.67	
30977	JACKSON, JEFFREY S.	2,519.20	88.00	.00	.00	.00	.00	.00	.00	.00	1,713.75	
31179	WEST, JOHN A.	2,317.20	80.00	.00	.00	.00	.00	.00	.00	.00	1,669.72	
Total WASTEWATER:		3	7,396.00	248.00	.00	.00	.00	.00	.00	.00	5,262.14	
31189	CHAMBERS, TODD A.	2,996.28	90.00	.00	87.24	.00	.00	.00	.00	.00	1,958.59	
31191	DANIELSON, TIMOTHY E.	3,542.80	80.00	.00	.00	.00	.00	.00	.00	.00	2,402.91	
31220	FARWELL, GREGORY A.	2,430.00	80.00	.00	.00	.00	.00	.00	.00	.00	1,707.40	
31215	KNOWLES, NICHOLAS A.	2,830.00	80.00	.00	.00	.00	.00	.00	.00	.00	1,894.97	
81729	MURRAY, TUCKER MD	192.00	16.00	.00	.00	.00	.00	.00	.00	.00	175.32	
Total WATER PLANT:		5	11,991.08	346.00	.00	87.24	.00	.00	.00	.00	8,139.19	
Grand Totals:		148	200,325.96	7,750.00	.00	944.48	.00	.00	3,864.00	691.15	6,486.05	134,942.64

RESOLUTION NO. 2021 -

BE IT RESOLVED BY THE CITY COUNCIL OF THE CITY OF WEBSTER CITY,
IOWA:

That we, the City Council of the City of Webster City, Iowa, having examined bills aggregating the sum of \$2,201,051.67 presented herewith, hereby approve said bills, and the City Clerk is hereby authorized to issue warrants in payment of the same.

Passed and adopted this 19th day of July, 2021.

John Hawkins, Mayor

ATTEST:

Karyl K. Bonjour, City Clerk

Invoice	Seq	Type	Description	Invoice Date	Total Cost	Period	GL Account
AGSOURCE (4458)							
PS-INV1456	1	Invoice	OD POOL SPA & PS COLIFORM	06/22/2021	39.00	12/21	100-22-42-5242-299
Total PS-INV145699:					39.00		
Total AGSOURCE (4458):					39.00		
AHLERS & COONEY, P.C. (22)							
804761	1	Invoice	FIBER AGREEMENT - PROF SVC	06/30/2021	641.50	12/21	100-23-36-5393-210
804761	2	Invoice	FIBER AGREEMENT - PROF SVC	06/30/2021	641.50	12/21	601-23-36-5393-210
Total 804761:					1,283.00		
805286	1	Invoice	AHLERS COONEY CHARGES/UNION	06/28/2021	5.00	12/21	100-24-13-5460-212
805286	2	Invoice	AHLERS COONEY CHARGES/UNION	06/28/2021	13.75	12/21	601-24-13-5460-212
805286	3	Invoice	AHLERS COONEY CHARGES/UNION	06/28/2021	3.13	12/21	602-24-13-5460-212
805286	4	Invoice	AHLERS COONEY CHARGES/UNION	06/28/2021	3.12	12/21	603-24-13-5460-212
Total 805286:					25.00		
Total AHLERS & COONEY, P.C. (22):					1,308.00		
ARNOLD MOTOR SUPPLY (68)							
26NV051435	1	Invoice	SHORT PAID INVOICE	06/03/2021	.03	12/21	100-22-42-5242-310
Total 26NV051435+:					.03		
26NV052447	1	Invoice	FILTERS & HOSE	06/23/2021	85.23	12/21	100-22-42-5210-314
Total 26NV052447:					85.23		
26NV052926	1	Invoice	POR 15 GALLON BLACK	07/01/2021	177.61	01/22	204-23-30-5310-314
Total 26NV052926:					177.61		
26NV053132	1	Invoice	PROTECTANT WIPES/TIRE CARE	07/06/2021	12.08	01/22	100-21-21-5110-227
Total 26NV053132:					12.08		
26NV053181	1	Invoice	Oil FOR #10 GRAVELY MOWER	07/07/2021	26.07	01/22	100-23-42-5371-315
Total 26NV053181:					26.07		
26NV053319	1	Invoice	MINIATURE LIGHT	07/09/2021	10.27	01/22	100-22-42-5210-314
Total 26NV053319:					10.27		
26NV053350	1	Invoice	PARTS FOR NEW HOLLAND TL90 TRACTOR	07/09/2021	18.60	01/22	100-22-42-5210-314
Total 26NV053350:					18.60		
Total ARNOLD MOTOR SUPPLY (68):					329.89		
BARNES, DERRICK OR ASHLEY (5194)							
102220+	1	Invoice	CB EE RESIDENIAL REBATE	10/22/2020	25.00	12/21	601-23-53-5930-979
Total 102220+:					25.00		

Invoice	Seq	Type	Description	Invoice Date	Total Cost	Period	GL Account
Total BARNES, DERRICK OR ASHLEY (5194):					25.00		
BLACK HILLS ENERGY (3466)							
7824805624	1	Invoice	GAS UTILITY/WWTP	06/24/2021	1,970.33	12/21	603-23-70-5642-234
Total 7824805624 06/24/21:					1,970.33		
Total BLACK HILLS ENERGY (3466):					1,970.33		
BOMGAARS (5165)							
62732509	1	Invoice	SPRAY PAINT - KYP	06/08/2021	57.72	12/21	100-22-42-5210-318
Total 62732509:					57.72		
62736199	1	Invoice	HOSE CLAMP & MENDERS	06/17/2021	10.01	12/21	100-22-42-5210-314
Total 62736199:					10.01		
62739580	1	Invoice	FASTENERS & BIT TO INSTALL COUNCIL TV'	06/25/2021	7.96	01/22	100-24-36-5480-318
62739580	2	Invoice	FASTENERS & BIT TO INSTALL COUNCIL TV"	06/25/2021	5.69	01/22	601-23-36-5480-318
62739580	3	Invoice	FASTENERS & BIT TO INSTALL COUNCIL TV"	06/25/2021	4.55	01/22	602-23-36-5480-318
62739580	4	Invoice	FASTENERS & BIT TO INSTALL COUNCIL TV"	06/25/2021	4.55	01/22	603-23-36-5480-318
Total 62739580:					22.75		
62740400	1	Invoice	LIQUID NAILS	06/27/2021	42.94	12/21	100-22-42-5210-880
Total 62740400:					42.94		
62740899	1	Invoice	PAINT & SUPPLIES FOR WELLS 6 & 7	06/28/2021	159.39	12/21	602-23-60-5935-314
Total 62740899:					159.39		
62741013	1	Invoice	WIRELESS WEATHER STA & REPELLANT	06/28/2021	46.98	12/21	602-23-61-5642-318
Total 62741013:					46.98		
62741214	1	Invoice	BULK BOLTS	06/29/2021	1.57	12/21	602-23-61-5642-318
Total 62741214:					1.57		
62741570	1	Invoice	FASTENERS - SIGNS	06/30/2021	19.49	12/21	100-21-30-5120-318
Total 62741570:					19.49		
62741628	1	Invoice	ARMOR ALL CAR WASH & GLASS WIPES	06/30/2021	16.97	12/21	602-23-61-5935-314
62741628	2	Invoice	WD-40, BOLTS & FASTENERS	06/30/2021	20.12	12/21	602-23-61-5642-318
Total 62741628:					37.09		
62741989	1	Invoice	SHOP SUPPLIES	07/01/2021	12.43	01/22	602-23-61-5642-318
Total 62741989:					12.43		
62742494	1	Invoice	SUNGLASSES	07/02/2021	19.99	01/22	603-23-70-5642-312
Total 62742494:					19.99		

Invoice	Seq	Type	Description	Invoice Date	Total Cost	Period	GL Account
62742529	1	Invoice	RETURN DEFECTIVE - ORIGINAL INV#62740	07/02/2021	17.97	12/21	100-22-42-5210-880
Total 62742529:					17.97		
62742656	1	Invoice	10 FOAM BRUSHES	07/02/2021	9.90	01/22	204-23-30-5310-318
Total 62742656:					9.90		
62744396	1	Invoice	BOLTS & FASTENERS FOR CITY HALL COUN	07/07/2021	4.44	01/22	601-23-36-5480-318
62744396	2	Invoice	BOLTS & FASTENERS FOR CITY HALL COUN	07/07/2021	6.21	01/22	100-24-36-5480-318
62744396	3	Invoice	BOLTS & FASTENERS FOR CITY HALL COUN	07/07/2021	3.55	01/22	602-23-36-5480-318
62744396	4	Invoice	BOLTS & FASTENERS FOR CITY HALL COUN	07/07/2021	3.55	01/22	603-23-36-5480-318
Total 62744396:					17.75		
62745078	1	Invoice	CHAIN & YELLOW MARKING	07/09/2021	50.93	01/22	204-23-30-5310-318
Total 62745078:					50.93		
62746858	1	Invoice	SHOP TOWELS	07/13/2021	6.00	01/22	601-23-80-5905-318
62746858	2	Invoice	SHOP SUPPLIES	07/13/2021	5.99	01/22	602-23-80-5903-318
Total 62746858:					11.99		
62747122	1	Invoice	BAR & CHAIN OIL (PURCHASED 7/12/21 INV.	07/14/2021	6.99	01/22	100-22-42-5210-318
Total 62747122:					6.99		
Total BOMGAARS (5165):					509.95		

CAPITAL SANITARY SUPPLY (6096)

C326462	1	Invoice	COPY PAPER	04/21/2021	7.65	12/21	100-21-22-5140-316
C326462	2	Invoice	COPY PAPER	04/21/2021	7.65	12/21	204-23-30-5310-316
C326462	3	Invoice	COPY PAPER	04/21/2021	7.65	12/21	603-23-70-5921-316
C326462	4	Invoice	COPY PAPER	04/21/2021	7.65	12/21	100-23-42-5371-316
C326462	5	Invoice	COPY PAPER	04/21/2021	7.65	12/21	602-23-61-5921-316
C326462	6	Invoice	COPY PAPER	04/21/2021	7.65	12/21	100-21-18-5190-316
C326462	7	Invoice	COPY PAPER	04/21/2021	7.65	12/21	100-23-43-5361-316
C326462	8	Invoice	COPY PAPER	04/21/2021	7.65	12/21	601-24-16-5921-316
C326462	9	Invoice	COPY PAPER	04/21/2021	7.65	12/21	100-22-42-5233-316
C326462	10	Invoice	COPY PAPER	04/21/2021	7.65	12/21	601-23-52-5921-316
C326462	11	Invoice	COPY PAPER	04/21/2021	7.65	12/21	100-21-21-5110-316
C326462	12	Invoice	COPY PAPER	04/21/2021	7.65	12/21	100-24-18-5470-316
C326462	13	Invoice	COPY PAPER	04/21/2021	7.89	12/21	100-24-12-5430-316
C326462	14	Invoice	COPY PAPER	04/21/2021	14.35	12/21	602-23-81-5921-316
C326462	15	Invoice	COPY PAPER	04/21/2021	3.69	12/21	603-23-81-5921-316
C326462	16	Invoice	COPY PAPER	04/21/2021	24.76	12/21	601-23-81-5921-316
C326462	17	Invoice	COPY PAPER	04/21/2021	4.34	12/21	100-24-14-5435-316
C326462	18	Invoice	COPY PAPER	04/21/2021	9.08	12/21	602-23-80-5921-316
C326462	19	Invoice	COPY PAPER	04/21/2021	3.05	12/21	603-23-80-5921-316
C326462	20	Invoice	COPY PAPER	04/21/2021	23.15	12/21	601-23-80-5921-316
C326462	21	Invoice	COPY PAPER	04/21/2021	2.26	12/21	100-24-30-5380-316
C326462	22	Invoice	COPY PAPER	04/21/2021	2.26	12/21	601-24-30-5380-316
C326462	23	Invoice	COPY PAPER	04/21/2021	2.26	12/21	602-24-30-5380-316
C326462	24	Invoice	COPY PAPER	04/21/2021	2.26	12/21	603-24-30-5380-316
Total C326462:					191.15		

Invoice	Seq	Type	Description	Invoice Date	Total Cost	Period	GL Account
C329060B	1	Invoice	SHAMPOO & DISINFECTANT	06/23/2021	478.16	12/21	100-22-42-5233-318
Total C329060B:					478.16		
C329800A	1	Invoice	DISINFECTANT & GARBAGE BAGS	06/23/2021	125.98	12/21	100-22-42-5233-318
Total C329800A:					125.98		
C330497	1	Invoice	CLEANING/MISC SUPPLIES	06/30/2021	72.05	12/21	100-24-36-5480-318
C330497	2	Invoice	CLEANING/MISC SUPPLIES	06/30/2021	51.47	12/21	601-23-36-5480-318
C330497	3	Invoice	CLEANING/MISC SUPPLIES	06/30/2021	41.17	12/21	602-23-36-5480-318
C330497	4	Invoice	CLEANING/MISC SUPPLIES	06/30/2021	41.17	12/21	603-23-36-5480-318
Total C330497:					205.86		
Total CAPITAL SANITARY SUPPLY (6096):					1,001.15		

CARD SERVICES (140)

0000 07/01/2	1	Invoice	METHANE CALIBRATION GAS	07/01/2021	129.95	12/21	603-23-70-5642-318
0000 07/01/2	2	Invoice	FUELCLLOUD SUBSCRIPTION	07/01/2021	.09	12/21	100-24-30-5380-315
0000 07/01/2	3	Invoice	FUELCLLOUD SUBSCRIPTION	07/01/2021	.09	12/21	601-24-30-5380-315
0000 07/01/2	4	Invoice	FUELCLLOUD SUBSCRIPTION	07/01/2021	.09	12/21	602-24-30-5380-315
0000 07/01/2	5	Invoice	FUELCLLOUD SUBSCRIPTION	07/01/2021	.09	12/21	603-24-30-5380-315
0000 07/01/2	6	Invoice	FUELCLLOUD SUBSCRIPTION	07/01/2021	.68	12/21	100-21-18-5190-315
0000 07/01/2	7	Invoice	FUELCLLOUD SUBSCRIPTION	07/01/2021	1.66	12/21	100-21-22-5140-315
0000 07/01/2	8	Invoice	FUELCLLOUD SUBSCRIPTION	07/01/2021	11.98	12/21	100-24-14-5435-315
0000 07/01/2	9	Invoice	FUELCLLOUD SUBSCRIPTION	07/01/2021	10.59	12/21	601-23-52-5935-315
0000 07/01/2	10	Invoice	FUELCLLOUD SUBSCRIPTION	07/01/2021	.92	12/21	601-23-80-5935-315
0000 07/01/2	11	Invoice	FUELCLLOUD SUBSCRIPTION	07/01/2021	.92	12/21	602-23-80-5935-315
0000 07/01/2	12	Invoice	FUELCLLOUD SUBSCRIPTION	07/01/2021	18.46	12/21	100-21-21-5110-315
0000 07/01/2	13	Invoice	FUELCLLOUD SUBSCRIPTION	07/01/2021	6.79	12/21	100-22-42-5210-315
0000 07/01/2	14	Invoice	FUELCLLOUD SUBSCRIPTION	07/01/2021	6.79	12/21	100-23-42-5371-315
0000 07/01/2	15	Invoice	FUELCLLOUD SUBSCRIPTION	07/01/2021	1.04	12/21	100-22-42-5233-315
0000 07/01/2	16	Invoice	FUELCLLOUD SUBSCRIPTION	07/01/2021	19.23	12/21	204-23-30-5310-315
0000 07/01/2	17	Invoice	FUELCLLOUD SUBSCRIPTION	07/01/2021	2.22	12/21	603-23-70-5935-315
0000 07/01/2	18	Invoice	FUELCLLOUD SUBSCRIPTION	07/01/2021	3.36	12/21	602-23-61-5935-315
0000 07/01/2	19	Invoice	ADAPTER/OD POOL	07/01/2021	48.05	12/21	100-22-42-5242-318
Total 0000 07/01/2021:					263.00		
0001 07/01/2	1	Invoice	OFFICE SUPPLIES	07/01/2021	81.47	12/21	100-21-21-5180-316
Total 0001 07/01/2021:					81.47		
0002 07/01/2	1	Invoice	UMBRELLA CLIPS/OD POOL	07/01/2021	180.50	12/21	100-22-42-5242-318
0002 07/01/2	2	Invoice	SWIM TEAM SPOOL PRINTER	07/01/2021	15.32	12/21	100-22-42-5242-316
0002 07/01/2	3	Invoice	FLAGS FOR WILSON BREWER	07/01/2021	167.17	12/21	100-22-42-5221-318
0002 07/01/2	4	Invoice	SMALL DESK/FULLER HALL OFFICE	07/01/2021	701.00	01/22	100-22-42-5233-316
Total 0002 07/01/2021:					1,063.99		
0003 07/01/2	1	Invoice	ICIT MEMBERSHIP	07/01/2021	7.50	01/22	100-24-16-5420-215
0003 07/01/2	2	Invoice	ICIT MEMBERSHIP	07/01/2021	27.50	01/22	601-24-16-5930-215
0003 07/01/2	3	Invoice	ICIT MEMBERSHIP	07/01/2021	7.50	01/22	602-24-16-5930-215
0003 07/01/2	4	Invoice	ICIT MEMBERSHIP	07/01/2021	7.50	01/22	603-24-16-5930-215
0003 07/01/2	5	Invoice	BASKETBALL HOOPS/WERHEIM PARK	07/01/2021	4,449.98	12/21	100-22-42-5210-880

Invoice	Seq	Type	Description	Invoice Date	Total Cost	Period	GL Account
Total 0003 07/01/2021:					4,499.98		
0004	07/01/2	1 Invoice	CONF REGISTRATON/MGR OFFICE	07/01/2021	86.00	12/21	100-24-12-5430-232
0004	07/01/2	2 Invoice	CONF REGISTRATON/MGR OFFICE	07/01/2021	236.50	12/21	601-23-81-5926-232
0004	07/01/2	3 Invoice	CONF REGISTRATON/MGR OFFICE	07/01/2021	53.75	12/21	602-23-81-5926-232
0004	07/01/2	4 Invoice	CONF REGISTRATON/MGR OFFICE	07/01/2021	53.75	12/21	603-23-81-5926-232
0004	07/01/2	5 Invoice	CONF REGISTRATON/HAWKINS	07/01/2021	43.00	12/21	100-24-11-5410-232
0004	07/01/2	6 Invoice	CONF REGISTRATON/HAWKINS	07/01/2021	118.25	12/21	601-24-11-5410-232
0004	07/01/2	7 Invoice	CONF REGISTRATON/HAWKINS	07/01/2021	26.88	12/21	602-24-11-5410-232
0004	07/01/2	8 Invoice	CONF REGISTRATON/HAWKINS	07/01/2021	26.87	12/21	603-24-11-5410-232
0004	07/01/2	9 Invoice	CONF REGISTRATON/BONJOUR	07/01/2021	19.35	12/21	100-24-14-5436-232
0004	07/01/2	10 Invoice	CONF REGISTRATON/BONJOUR	07/01/2021	139.75	12/21	601-23-80-5926-232
0004	07/01/2	11 Invoice	CONF REGISTRATON/BONJOUR	07/01/2021	43.00	12/21	602-23-80-5926-232
0004	07/01/2	12 Invoice	CONF REGISTRATON/BONJOUR	07/01/2021	12.90	12/21	603-23-80-5926-232
0004	07/01/2	13 Invoice	GFOA ACCT INTENSIVE SERIES/WOLFGRAM	07/01/2021	44.10	12/21	100-24-14-5435-231
0004	07/01/2	14 Invoice	GFOA ACCT INTENSIVE SERIES/WOLFGRAM	07/01/2021	318.50	12/21	601-23-80-5926-231
0004	07/01/2	15 Invoice	GFOA ACCT INTENSIVE SERIES/WOLFGRAM	07/01/2021	98.00	12/21	602-23-80-5926-231
0004	07/01/2	16 Invoice	GFOA ACCT INTENSIVE SERIES/WOLFGRAM	07/01/2021	29.40	12/21	603-23-80-5926-231
Total 0004 07/01/21:					1,350.00		
0205	07/01/2	1 Invoice	TRAINING MATERIALS	07/01/2021	110.79	12/21	100-21-21-5110-231
0205	07/01/2	2 Invoice	AWARD RIBBONS	07/01/2021	46.74	12/21	100-21-21-5110-318
0205	07/01/2	3 Invoice	HOLSTER	07/01/2021	47.45	12/21	100-21-21-5110-312
0205	07/01/2	4 Invoice	ANTENNA	07/01/2021	73.80	12/21	100-21-21-5110-227
Total 0205 07/01/2021:					278.78		
0221	07/01/2	1 Invoice	STEEL BOOKCASE	07/01/2021	287.51	12/21	100-21-22-5140-511
0221	07/01/2	2 Invoice	HELMET	07/01/2021	354.83	12/21	100-21-22-5140-231
Total 0221 07/01/2021:					642.34		
Total CARD SERVICES (140):					8,179.56		
CENTRAL IOWA BLDG SUPPLY (1298)							
10090581	1 Invoice		MATERIAL TO MAKE WATER TOOL - METER	06/24/2021	19.60	12/21	602-23-80-5903-318
Total 10090581:					19.60		
10090712	1 Invoice		WATER PLANT - HR FL 1/2x9x9"	07/01/2021	36.54	12/21	602-23-61-5642-318
Total 10090712:					36.54		
Total CENTRAL IOWA BLDG SUPPLY (1298):					56.14		
CENTRAL IOWA DISTRIBUTING, INC (153)							
213259	1 Invoice		4cs 38"x58" LD BLK	06/29/2021	215.00	12/21	100-22-42-5210-318
Total 213259:					215.00		
Total CENTRAL IOWA DISTRIBUTING, INC (153):					215.00		
CENTRAL IOWA FARM STORE (7129)							
99047M	1 Invoice		SWITCH (\$47.30, + FRT \$39.95)	06/18/2021	43.63	12/21	100-22-42-5210-314
99047M	2 Invoice		SWITCH (\$47.30 + FRT \$39.95)	06/18/2021	43.62	12/21	100-23-42-5371-314

Invoice	Seq	Type	Description	Invoice Date	Total Cost	Period	GL Account
Total 99047M:					87.25		
Total CENTRAL IOWA FARM STORE (7129):					87.25		
CENTURY LINK (4614)							
E65-4065 07/	1	Invoice	ALARM CIRCUIT LINE	07/01/2021	148.00	01/22	100-21-22-5140-230
Total E65-4065 07/01/21:					148.00		
Total CENTURY LINK (4614):					148.00		
Ci CONCRETE INC. (6909)							
195053	1	Invoice	CONCRETE - SANITARY MANHOLE UPDATE	06/23/2021	967.66	12/21	603-23-71-5662-318
Total 195053:					967.66		
195091	1	Invoice	CONCRETE - LINCOLN DR	06/24/2021	1,334.70	12/21	602-23-62-5662-318
Total 195091:					1,334.70		
Total Ci CONCRETE INC. (6909):					2,302.36		
COMBINED SYSTEMS TECH, INC. (4548)							
147422	1	Invoice	NEW FIREWALL	06/30/2021	886.98	12/21	100-24-16-5420-317
147422	2	Invoice	NEW FIREWALL	06/30/2021	3,252.25	12/21	601-24-16-5921-317
147422	3	Invoice	NEW FIREWALL	06/30/2021	886.98	12/21	602-24-16-5921-317
147422	4	Invoice	NEW FIREWALL	06/30/2021	886.98	12/21	603-24-16-5921-317
Total 147422:					5,913.19		
147621	1	Invoice	NEW ADOBE SUBSCRIPTIONS	07/08/2021	253.64	01/22	100-24-16-5420-215
147621	2	Invoice	NEW ADOBE SUBSCRIPTIONS	07/08/2021	930.00	01/22	601-24-16-5930-215
147621	3	Invoice	NEW ADOBE SUBSCRIPTIONS	07/08/2021	253.64	01/22	602-24-16-5930-215
147621	4	Invoice	NEW ADOBE SUBSCRIPTIONS	07/08/2021	253.64	01/22	603-24-16-5930-215
Total 147621:					1,690.92		
147655	1	Invoice	ADDL ADOBE STANDARD LICENSE	07/12/2021	24.69	01/22	100-24-16-5420-215
147655	2	Invoice	ADDL ADOBE STANDARD LICENSE	07/12/2021	90.52	01/22	601-24-16-5930-215
147655	3	Invoice	ADDL ADOBE STANDARD LICENSE	07/12/2021	24.69	01/22	602-24-16-5930-215
147655	4	Invoice	ADDL ADOBE STANDARD LICENSE	07/12/2021	24.69	01/22	603-24-16-5930-215
Total 147655:					164.59		
Total COMBINED SYSTEMS TECH, INC. (4548):					7,768.70		
COUNSEL OFFICE & DOCUMENT (3995)							
34AR549385	1	Invoice	PRINTER CONTRACT - FULLER HALL	05/24/2021	155.07	12/21	100-22-42-5233-225
Total 34AR549385:					155.07		
Total COUNSEL OFFICE & DOCUMENT (3995):					155.07		
CTS LANGUAGE LINK (6323)							
191534	1	Invoice	TELE LANGUAGE TRANSLATION/PD	07/01/2021	145.50	12/21	100-21-21-5110-225
191534	2	Invoice	TELE LANGUAGE TRANSLATION/UTILITIES	07/01/2021	2.39	12/21	601-23-80-5930-299

Invoice	Seq	Type	Description	Invoice Date	Total Cost	Period	GL Account
Total 191534:					147.89		
Total CTS LANGUAGE LINK (6323):					147.89		
DAILY FREEMAN JOURNAL, INC. (211)							
7126	1	Invoice	LEGAL PUBL - 2021 RIVER ST WATER MAIN	07/01/2021	76.46	01/22	602-23-62-5673-870
Total 7126:					76.46		
7157	1	Invoice	LEGAL PUBL - PURCHASE AGRMT W/ PLATN	06/25/2021	10.06	12/21	100-23-36-5393-210
7157	2	Invoice	LEGAL PUBL - PURCHASE AGRMT W/ PLATN	06/25/2021	10.06	12/21	601-23-36-5393-210
Total 7157:					20.12		
7158	1	Invoice	LEGAL PUBL - LEASE AGRMT W/ PLATNUM	06/25/2021	18.11	12/21	100-23-36-5393-210
7158	2	Invoice	LEGAL PUBL - LEASE AGRMT W/ PLATNUM	06/25/2021	18.11	12/21	601-23-36-5393-210
Total 7158:					36.22		
7159	1	Invoice	PH COMPREHENSIVE PLAN	06/25/2021	20.62	12/21	100-24-18-5470-210
Total 7159:					20.62		
7160	1	Invoice	PH NOTICE/ANNEXATION (2)	06/25/2021	54.83	12/21	100-24-18-5470-210
Total 7160:					54.83		
7161	1	Invoice	NOTICE TO RESIDENTS/ANNEXATION (2)	06/25/2021	50.80	12/21	100-24-18-5470-210
Total 7161:					50.80		
7162	1	Invoice	LEGAL PUBL - EDGEWOOD WATER MAIN LO	07/01/2021	40.24	01/22	602-23-62-5673-870
Total 7162:					40.24		
7179	1	Invoice	CM 06/21/2021	07/02/2021	408.44	01/22	100-24-14-5435-210
Total 7179:					408.44		
Total DAILY FREEMAN JOURNAL, INC. (211):					707.73		
DELL MARKETING L.P. (221)							
1049981201	1	Invoice	NEW LAPTOP/WATER PLANT	06/30/2021	242.12	01/22	100-24-16-5420-317
1049981201	2	Invoice	NEW LAPTOP/WATER PLANT	06/30/2021	887.74	01/22	601-24-16-5921-317
1049981201	3	Invoice	NEW LAPTOP/WATER PLANT	06/30/2021	242.12	01/22	602-24-16-5921-317
1049981201	4	Invoice	NEW LAPTOP/WATER PLANT	06/30/2021	242.12	01/22	603-24-16-5921-317
Total 10499812015:					1,614.10		
Total DELL MARKETING L.P. (221):					1,614.10		
DGR ENGINEERING (5967)							
00248074	1	Invoice	ENG - ELECTRIC COMPREHENSIVE STUDY (07/12/2021	940.00	12/21	601-23-52-5588-212
Total 00248074:					940.00		

Invoice	Seq	Type	Description	Invoice Date	Total Cost	Period	GL Account
Total DGR ENGINEERING (5967):					940.00		
DIAMOND VOGEL PAINTS (2240)							
233111426	1	Invoice	20 gal WHITE PAINT + 10 gal BLUE PAINT	06/29/2021	495.20	12/21	100-21-30-5120-318
Total 233111426:					495.20		
233111511	1	Invoice	GLASS BEADS FOR PAINT	07/06/2021	213.00	01/22	100-21-30-5120-318
Total 233111511:					213.00		
270306901	1	Invoice	GLASS BEADS & WHITE PAINT	07/06/2021	1,510.75	01/22	100-21-30-5120-318
Total 270306901:					1,510.75		
Total DIAMOND VOGEL PAINTS (2240):					2,218.95		
DOMINGUEZ, GABRIEL (6065)							
062821	1	Invoice	ENERGY EFFICIENCY REBATE	06/28/2021	75.00	12/21	601-23-36-5930-979
062821	2	Invoice	CB EE RESIDENTIAL REBATE	06/28/2021	25.00	12/21	601-23-53-5930-979
Total 062821:					100.00		
Total DOMINGUEZ, GABRIEL (6065):					100.00		
DOOLITTLE OIL COMPANY, INC. (243)							
48934	1	Invoice	1 55 GAL DRUM 15W-40	07/12/2021	601.92	01/22	204-23-30-5310-314
Total 48934:					601.92		
Total DOOLITTLE OIL COMPANY, INC. (243):					601.92		
EMPLOYEE BENEFIT SYSTEMS (4707)							
071221	1	Invoice	HEALTH INSURANCE - AUGUST 2021	07/12/2021	8,107.35	01/22	902-11000
071221	2	Invoice	HEALTH INSURANCE - AUGUST 2021	07/12/2021	94,052.43	01/22	902-11215
Total 071221:					102,159.78		
Total EMPLOYEE BENEFIT SYSTEMS (4707):					102,159.78		
FASTENAL COMPANY (3509)							
IAFTD23634	1	Invoice	DISPOSABLE COVERALLS	07/06/2021	47.79	01/22	204-23-30-5330-318
IAFTD23634	2	Invoice	DISPOSABLE COVERALLS	07/06/2021	48.06	01/22	603-23-71-5662-312
Total IAFTD23634:					95.85		
Total FASTENAL COMPANY (3509):					95.85		
FedEx FREIGHT (5452)							
8726418960	1	Invoice	FREIGHT FOR GEAR REDUCERS FOR LIME	06/22/2021	132.44	12/21	602-23-61-5921-221
Total 8726418960:					132.44		
Total FedEx FREIGHT (5452):					132.44		
FORT DODGE ASPHALT COMPANY (313)							
8600000819	1	Invoice	ASPHALT JOINT/CRACK SEAL CITY STREET	06/28/2021	86,086.00	12/21	204-23-30-5310-299

Invoice	Seq	Type	Description	Invoice Date	Total Cost	Period	GL Account
Total 8600000819:					86,086.00		
8600000820	1	Invoice	ASPHALT BASKETBALL COURT @ WEHRHEI	06/28/2021	7,616.00	12/21	100-22-42-5210-880
8600000820	2	Invoice	ASPHALT FOR CEMETERY ROADS	06/28/2021	19,882.74	12/21	100-23-42-5371-321
Total 8600000820:					27,498.74		
Total FORT DODGE ASPHALT COMPANY (313):					113,584.74		
FOUSE-CLARK, TIM (7331)							
917370020	1	Invoice	CUSTOMER DEPOSIT REFUND	06/30/2021	31.01	12/21	601-21011
Total 917370020:					31.01		
Total FOUSE-CLARK, TIM (7331):					31.01		
GALLS, LLC - DBA CARPENTER UNIFORM (331)							
018670185	1	Invoice	BALLISTIC VEST CARRIER/ID TAGS	06/24/2021	240.90	12/21	100-21-21-5110-312
Total 018670185:					240.90		
Total GALLS, LLC - DBA CARPENTER UNIFORM (331):					240.90		
GOODRICH, DENNIS (1628)							
210760518	1	Invoice	CUSTOMER DEPOSIT REFUND	07/07/2021	162.12	01/22	601-21011
Total 210760518:					162.12		
Total GOODRICH, DENNIS (1628):					162.12		
GORDON FLESCH COMPANY (6978)							
IN13383143	1	Invoice	XEROX ALTA LINK/AL C8055 H2	07/06/2021	11.40	12/21	100-24-12-5430-225
IN13383143	2	Invoice	XEROX ALTA LINK/AL C8055 H2	07/06/2021	31.35	12/21	601-23-81-5931-225
IN13383143	3	Invoice	XEROX ALTA LINK/AL C8055 H2	07/06/2021	7.13	12/21	602-23-81-5931-225
IN13383143	4	Invoice	XEROX ALTA LINK/AL C8055 H2	07/06/2021	7.13	12/21	603-23-81-5931-225
IN13383143	5	Invoice	XEROX ALTA LINK/AL C8055 H2	07/06/2021	5.13	12/21	100-24-14-5435-225
IN13383143	6	Invoice	XEROX ALTA LINK/AL C8055 H2	07/06/2021	37.05	12/21	601-23-80-5931-225
IN13383143	7	Invoice	XEROX ALTA LINK/AL C8055 H2	07/06/2021	11.40	12/21	602-23-80-5931-225
IN13383143	8	Invoice	XEROX ALTA LINK/AL C8055 H2	07/06/2021	3.42	12/21	603-23-80-5931-225
IN13383143	9	Invoice	XEROX ALTA LINK/AL C8055 H2	07/06/2021	4.85	12/21	100-24-30-5380-225
IN13383143	10	Invoice	XEROX ALTA LINK/AL C8055 H2	07/06/2021	4.84	12/21	601-24-30-5380-225
IN13383143	11	Invoice	XEROX ALTA LINK/AL C8055 H2	07/06/2021	4.84	12/21	602-24-30-5380-225
IN13383143	12	Invoice	XEROX ALTA LINK/AL C8055 H2	07/06/2021	4.84	12/21	603-24-30-5380-225
IN13383143	13	Invoice	XEROX ALTA LINK/AL C8055 H2	07/06/2021	18.81	12/21	100-21-18-5190-225
IN13383143	14	Invoice	XEROX ALTA LINK/AL C8055 H2	07/06/2021	18.81	12/21	100-24-18-5470-225
Total IN13383143:					171.00		
Total GORDON FLESCH COMPANY (6978):					171.00		
GRAY, SUE (7332)							
061021	1	Invoice	ENERGY EFFICIENCY REBATE	06/10/2021	75.00	12/21	601-23-36-5930-979
061021	2	Invoice	CORN BELT A/C REBATE	06/10/2021	50.00	12/21	601-23-53-5930-979
Total 061021:					125.00		

Invoice	Seq	Type	Description	Invoice Date	Total Cost	Period	GL Account
Total GRAY, SUE (7332):					125.00		
HAMILTON COUNTY SOLID WASTE (375)							
070121	1	Invoice	3RD QTR 2021 ASSESSMENT	07/01/2021	9,078.75	01/22	100-23-30-5340-236
Total 070121:					9,078.75		
305791	1	Invoice	SCRAP MATERIAL FROM W TWIN PARK	06/28/2021	15.20	12/21	100-22-42-5210-880
Total 305791:					15.20		
Total HAMILTON COUNTY SOLID WASTE (375):					9,093.95		
HANSON, SHAD (6535)							
050321	1	Invoice	ENERGY EFFICIENCY REBATE	05/03/2021	150.00	12/21	601-23-36-5930-979
050321	2	Invoice	CORN BELT A/C REBATE	05/03/2021	50.00	12/21	601-23-53-5930-979
Total 050321:					200.00		
Total HANSON, SHAD (6535):					200.00		
HAWKINS, INC. (3668)							
4969770	1	Invoice	CHLORINE	06/25/2021	1,846.10	12/21	602-23-61-5641-318
Total 4969770:					1,846.10		
Total HAWKINS, INC. (3668):					1,846.10		
HEART OF IOWA REGIONAL (6757)							
2021MATCH	1	Invoice	2021 MATCHING FUNDS TO HIRHTF	07/09/2021	8,000.00	01/22	228-23-36-5391-299
Total 2021MATCH:					8,000.00		
Total HEART OF IOWA REGIONAL (6757):					8,000.00		
HEINRICHS, MIKE & ALICE (5406)							
052521	1	Invoice	ENERGY EFFICIENCY REBATE	05/25/2021	75.00	12/21	601-23-36-5930-979
052521	2	Invoice	ENERGY EFFICIENCY REBATE	05/25/2021	75.00	12/21	601-23-36-5930-979
052521	3	Invoice	ENERGY EFFICIENCY REBATE	05/25/2021	50.00	12/21	601-23-36-5930-979
052521	4	Invoice	CORN BELT A/C REBATE	05/25/2021	100.00	12/21	601-23-53-5930-979
Total 052521:					300.00		
Total HEINRICHS, MIKE & ALICE (5406):					300.00		
HEWETT WHOLESALE INC. (6097)							
157311	1	Invoice	OD POOL CONCESSIONS	06/24/2021	472.48	12/21	100-22-42-5242-323
Total 157311:					472.48		
157672	1	Invoice	OD POOL CONCESSIONS	07/01/2021	1,041.42	12/21	100-22-42-5242-323
Total 157672:					1,041.42		
Total HEWETT WHOLESALE INC. (6097):					1,513.90		
HYDRITE CHEMICAL CO. (421)							
02476935	1	Invoice	SODA ASH 46,000lbs	06/15/2021	10,948.00	12/21	602-23-61-5641-318

Invoice	Seq	Type	Description	Invoice Date	Total Cost	Period	GL Account
Total 02476935:					10,948.00		
Total HYDRITE CHEMICAL CO. (421):					10,948.00		
IOWA DEPT OF NATURAL RESOURCES (466)							
4063094	1	Invoice	ANNUAL WATER SUPPLY FEE FY22	06/29/2021	920.21	01/22	602-23-61-5930-215
Total 4063094:					920.21		
Total IOWA DEPT OF NATURAL RESOURCES (466):					920.21		
IOWA DIVISION OF LABOR (2600)							
179044	1	Invoice	BOILER INSPECTION 6/14/21 - FULLER HALL	06/18/2021	135.00	12/21	100-22-42-5233-215
Total 179044:					135.00		
Total IOWA DIVISION OF LABOR (2600):					135.00		
IOWA ONE CALL (485)							
231913	1	Invoice	ONE CALL SERVICES	06/24/2021	63.70	12/21	601-23-52-5930-299
231913	2	Invoice	ONE CALL SERVICES	06/24/2021	43.00	12/21	602-23-62-5662-299
231913	3	Invoice	ONE CALL SERVICES	06/24/2021	43.00	12/21	603-23-71-5662-299
Total 231913:					149.70		
Total IOWA ONE CALL (485):					149.70		
JEO CONSULTING GROUP INC (6285)							
125635	1	Invoice	ENGR AIRPORT AIRFIELD PAVEMENT REHA	07/07/2021	1,389.77	12/21	205-23-45-5372-880
Total 125635:					1,389.77		
125636	1	Invoice	ENGR AIRPORT REHAB PARALLEL TAXIWAY	07/07/2021	4,575.57	12/21	205-23-45-5372-880
Total 125636:					4,575.57		
Total JEO CONSULTING GROUP INC (6285):					5,965.34		
K & H CORPORATION (538)							
45532	1	Invoice	CHECK VALVES/OD POOL	06/18/2021	380.00	12/21	100-22-42-5242-226
Total 45532:					380.00		
Total K & H CORPORATION (538):					380.00		
KARL CHEVROLET BUICK GMC (7306)							
472481002	1	Invoice	CUSTOMER DEPOSIT REFUND	07/13/2021	9.37	01/22	601-21011
Total 472481002:					9.37		
Total KARL CHEVROLET BUICK GMC (7306):					9.37		
KQWC RADIO STATION (553)							
21060101	1	Invoice	RECYCLING ADS	06/30/2021	153.00	12/21	100-23-30-5340-235
Total 21060101:					153.00		

Invoice	Seq	Type	Description	Invoice Date	Total Cost	Period	GL Account
Total KQWC RADIO STATION (553):					153.00		
LAMPERT'S (564)							
889026	1	Invoice	CHALK LINE & WIRE BRUSHES	06/28/2021	19.28	12/21	100-21-30-5120-318
Total 889026:					19.28		
906572	1	Invoice	MARKING LIME (3 BAGS)	07/09/2021	26.97	01/22	100-22-42-5222-318
Total 906572:					26.97		
Total LAMPERT'S (564):					46.25		
LUCERO, ZACH (7333)							
061421	1	Invoice	ENERGY EFFICIENCY REBATE	06/14/2021	75.00	12/21	601-23-36-5930-979
061421	2	Invoice	CORN BELT A/C REBATE	06/14/2021	50.00	12/21	601-23-53-5930-979
Total 061421:					125.00		
Total LUCERO, ZACH (7333):					125.00		
MACQUEEN EQUIPMENT (5144)							
P13543	1	Invoice	SUCTION HOSE	07/06/2021	1,044.42	01/22	204-23-30-5310-314
Total P13543:					1,044.42		
Total MACQUEEN EQUIPMENT (5144):					1,044.42		
MAINSTAY SYSTEMS, INC. (598)							
210247	1	Invoice	IA SYS PC MAINT AGREEMENT -JULY/AUG/S	07/01/2021	237.00	01/22	100-21-21-5180-299
Total 210247:					237.00		
Total MAINSTAY SYSTEMS, INC. (598):					237.00		
MENARDS (622)							
50726	1	Invoice	SIDING MATERIAL FOR GSR CONTROL BLD	06/22/2021	170.97	12/21	602-23-61-5651-310
Total 50726:					170.97		
50910	1	Invoice	MULCH/CLEANING SUPPLIES	06/25/2021	71.36	12/21	100-21-22-5140-318
Total 50910:					71.36		
51658	1	Invoice	SHELVING MATERIAL FOR NEW SHOP	07/07/2021	367.65	01/22	204-23-30-5310-310
51658	2	Invoice	REBATE 62570 89643	07/07/2021	79.31-	01/22	100-22-42-5221-880
51658	3	Invoice	REBATE 62570 89643	07/07/2021	.77-	01/22	204-23-30-5310-318
51658	4	Invoice	REBATE 62536 88338	07/07/2021	2.99-	01/22	204-23-30-5310-318
51658	5	Invoice	REBATE 62536 88338	07/07/2021	.91-	01/22	602-23-62-5662-318
51658	6	Invoice	REBATE 62536 88338	07/07/2021	.43-	01/22	603-23-71-5662-318
51658	7	Invoice	REBATE 62569 08501	07/07/2021	21.89-	01/22	100-22-42-5210-880
51658	8	Invoice	REBATE 62526 86330	07/07/2021	206.81-	01/22	204-23-30-5330-318
Total 51658:					54.54		
51936	1	Invoice	W TWIN SHELTER MATERIALS	07/12/2021	194.36	01/22	100-22-42-5210-880
51936	2	Invoice	MATERIAL TO MOUNT CITY HALL COUNCIL T	07/12/2021	33.32	01/22	100-24-36-5480-318
51936	3	Invoice	MATERIAL TO MOUNT CITY HALL COUNCIL T	07/12/2021	23.80	01/22	601-23-36-5480-318

Invoice	Seq	Type	Description	Invoice Date	Total Cost	Period	GL Account
51936	4	Invoice	MATERIAL TO MOUNT CITY HALL COUNCIL T	07/12/2021	19.04	01/22	602-23-36-5480-318
51936	5	Invoice	MATERIAL TO MOUNT CITY HALL COUNCIL T	07/12/2021	19.04	01/22	603-23-36-5480-318
Total 51936:					289.56		
Total MENARDS (622):					586.43		
MIDAMERICAN ENERGY (629)							
514268879	1	Invoice	BOOSTER STATION ELECTRICITY	06/30/2021	246.29	12/21	602-23-62-5662-237
Total 514268879:					246.29		
Total MIDAMERICAN ENERGY (629):					246.29		
MISSISSIPPI LIME COMPANY (652)							
1555943 CR	1	Invoice	CREDIT FOR INVOICE 1555943	06/18/2021	3,846.60-	12/21	602-23-61-5641-318
Total 1555943 CREDIT:					3,846.60-		
1557046	1	Invoice	QUICKLIME 24.10 T	06/24/2021	4,338.00	12/21	602-23-61-5641-318
Total 1557046:					4,338.00		
Total MISSISSIPPI LIME COMPANY (652):					491.40		
MOORE CLEANING SERVICE, LLC (2902)							
4342	1	Invoice	CLEANING SERVICES/JULY 1-10, 2021	07/13/2021	250.00	01/22	100-24-36-5480-299
4342	2	Invoice	CLEANING SERVICES/JULY 1-10, 2021	07/13/2021	350.00	01/22	601-23-36-5480-299
4342	3	Invoice	CLEANING SERVICES/JUKY 1-10, 2021	07/13/2021	200.00	01/22	602-23-36-5480-299
4342	4	Invoice	CLEANING SERVICES/JULY 1-10, 2021	07/13/2021	200.00	01/22	603-23-36-5480-299
Total 4342:					1,000.00		
Total MOORE CLEANING SERVICE, LLC (2902):					1,000.00		
MOTOROLA SOLUTIONS, INC. (5413)							
1187052467	1	Invoice	CCOMMUNICATION SYSTEM RADIO	05/13/2021	54,597.25	01/22	100-41-21-5110-515
Total 1187052467:					54,597.25		
Total MOTOROLA SOLUTIONS, INC. (5413):					54,597.25		
MUNICIPAL CODE CORPORATION (6588)							
00361021	1	Invoice	ONLINE CODE HOSTING	07/09/2021	276.50	01/22	100-24-14-5435-212
00361021	2	Invoice	ONLINE CODE HOSTING	07/09/2021	39.50	01/22	601-23-80-5923-212
00361021	3	Invoice	ONLINE CODE HOSTING	07/09/2021	39.50	01/22	602-23-80-5923-212
00361021	4	Invoice	ONLINE CODE HOSTING	07/09/2021	39.50	01/22	603-23-80-5923-212
Total 00361021:					395.00		
Total MUNICIPAL CODE CORPORATION (6588):					395.00		
MUNICIPAL SUPPLY, INC. (672)							
0801553-IN	1	Invoice	4" WATER METER & GASKETS (E 2nd TL PAR	06/21/2021	3,495.00	12/21	602-23-62-5935-870
Total 0801553-IN:					3,495.00		

Invoice	Seq	Type	Description	Invoice Date	Total Cost	Period	GL Account
Total MUNICIPAL SUPPLY, INC. (672):					3,495.00		
NAPA AUTO PARTS (677)							
921640	1	Invoice	FUSE HOLDER & ATM020 FUSE	06/24/2021	8.45	12/21	204-23-30-5310-314
Total 921640:					8.45		
921801	1	Invoice	FUEL MODULE	06/28/2021	314.38	12/21	204-23-30-5310-314
921801	2	Invoice	WARRANTY CREDIT	06/28/2021	314.38	12/21	204-23-30-5310-314
Total 921801:					.00		
921932	1	Invoice	PLUG TAP 5 16IN-18	06/29/2021	4.42	12/21	602-23-61-5642-318
Total 921932:					4.42		
921978	1	Invoice	OIL & OIL FILTER	06/30/2021	46.87	12/21	204-23-30-5310-314
Total 921978:					46.87		
922125	1	Invoice	2 OIL FILTERS	07/02/2021	8.20	01/22	204-23-30-5310-314
Total 922125:					8.20		
922335	1	Invoice	NITRILE DISPOSABLE GLOVES	07/06/2021	24.99	01/22	204-23-30-5310-318
Total 922335:					24.99		
922384	1	Invoice	OIL & OIL FILTER	07/07/2021	48.35	01/22	204-23-30-5310-314
Total 922384:					48.35		
922468	1	Invoice	WASHERS & CAP SCREWS	07/08/2021	10.50	01/22	204-23-30-5310-314
Total 922468:					10.50		
922500	1	Invoice	FENDWASH/MISC SUPPLIES	07/08/2021	50.20	01/22	204-23-30-5310-314
Total 922500:					50.20		
Total NAPA AUTO PARTS (677):					201.98		
NELS PEDERSON COMPANY, INC. (1082)							
PARTIAL PY	1	Invoice	2020 SEWER REHAB & REPAIR (120.0592) 6/	07/09/2021	68,659.12	12/21	603-23-71-5673-860
Total PARTIAL PYMT #1:					68,659.12		
Total NELS PEDERSON COMPANY, INC. (1082):					68,659.12		
NORTH CENTRAL TURF, INC. (703)							
9288	1	Invoice	MULCH FOR NOKOMIS PLAYGROUND	06/18/2021	4,740.00	12/21	100-22-42-5210-880
Total 9288:					4,740.00		
9308	1	Invoice	2 ROLLS FABRIC FOR MULCH	06/18/2021	630.00	12/21	100-22-42-5210-880
Total 9308:					630.00		

Invoice	Seq	Type	Description	Invoice Date	Total Cost	Period	GL Account
Total NORTH CENTRAL TURF, INC. (703):					5,370.00		
NORTH IOWA MUNICIPAL ELECTRIC (705)							
071421	1	Invoice	PURCHASED POWER - JUNE 2021	07/14/2021	844,659.03	12/21	601-23-50-5555-233
Total 071421:					844,659.03		
Total NORTH IOWA MUNICIPAL ELECTRIC (705):					844,659.03		
NUEHRING, SHEILA (4553)							
1211240007	1	Invoice	CUSTOMER DEPOSIT REFUND	07/07/2021	132.87	01/22	601-21011
Total 1211240007:					132.87		
Total NUEHRING, SHEILA (4553):					132.87		
ODOR, CATHERINE (3919)							
061721	1	Invoice	ENERGY EFFICIENCY REBATE	06/17/2021	150.00	12/21	601-23-36-5930-979
061721	2	Invoice	CORN BELT A/C REBATE	06/17/2021	100.00	12/21	601-23-53-5930-979
Total 061721:					250.00		
Total ODOR, CATHERINE (3919):					250.00		
P & M APPAREL (734)							
35428	1	Invoice	FULLER HALL STAFF SHIRTS	06/29/2021	300.00	12/21	100-22-42-5233-312
Total 35428:					300.00		
Total P & M APPAREL (734):					300.00		
P & P ELECTRIC (2978)							
14095	1	Invoice	MOTOR REPAIR (FULLER HALL/Orton)	06/03/2021	105.55	12/21	100-22-42-5233-299
Total 14095:					105.55		
Total P & P ELECTRIC (2978):					105.55		
PATHFINDERS STRATEGIC PARTNERS (7251)							
0721209	1	Invoice	FY 22 TRANSIT ASSISTANCE	07/01/2021	14,207.28	01/22	100-23-41-5381-299
Total 0721209:					14,207.28		
Total PATHFINDERS STRATEGIC PARTNERS (7251):					14,207.28		
PEOPLES, GLENN (7334)							
713570813	1	Invoice	CUSTOMER DEPOSIT REFUND	07/01/2021	40.98	12/21	601-21011
Total 713570813:					40.98		
Total PEOPLES, GLENN (7334):					40.98		
PRAIRIE ENERGY COOPERATIVE (768)							
22685 07/13/	1	Invoice	AIRPORT ELECTRICITY/FIVE METERS	07/13/2021	654.34	12/21	205-23-45-5372-237
Total 22685 07/13/21:					654.34		

Invoice	Seq	Type	Description	Invoice Date	Total Cost	Period	GL Account
Total PRAIRIE ENERGY COOPERATIVE (768):					654.34		
PRIMORIS T&D SERVICES, LLC (6876)							
400131-12	1	Invoice	CONSTRUCTION - 2020 URD CONVERSION	07/02/2021	51,872.85	12/21	601-23-52-5588-871
Total 400131-12:					51,872.85		
Total PRIMORIS T&D SERVICES, LLC (6876):					51,872.85		
RASCH CONSTRUCTION, INC. (6999)							
PARTIAL PY	1	Invoice	2021 SECOND ST RECONST PYMT#4 (6/1-6/3	07/02/2021	523,459.50	12/21	536-23-30-5310-299
Total PARTIAL PYMT #4:					523,459.50		
Total RASCH CONSTRUCTION, INC. (6999):					523,459.50		
RESCO (812)							
819416-04	1	Invoice	BEACH & 2nd ST RECON PROJECT (GRIP C	07/09/2021	1,298.56	01/22	601-23-52-5588-871
Total 819416-04:					1,298.56		
Total RESCO (812):					1,298.56		
ROTO ROOTER OF IOWA FALLS (826)							
55214	1	Invoice	JET MACHINE - TRIED TO JET LINE - URD P	06/23/2021	180.00	12/21	603-23-70-5652-229
Total 55214:					180.00		
Total ROTO ROOTER OF IOWA FALLS (826):					180.00		
RUBA LAWN CARE (2708)							
26624+	1	Invoice	SPRAYING SUBSTATIONS	06/25/2021	90.00	12/21	601-23-51-5569-310
26624+	2	Invoice	SPRAYING@LINE DEPARTMENT	06/25/2021	570.00	12/21	601-23-52-5591-310
Total 26624+:					660.00		
Total RUBA LAWN CARE (2708):					660.00		
SHIMKAT MOTOR COMPANY (865)							
56133	1	Invoice	WIRING 4-WAY	06/24/2021	45.56	12/21	204-23-30-5310-314
Total 56133:					45.56		
Total SHIMKAT MOTOR COMPANY (865):					45.56		
SNYDER & ASSOCIATES (2951)							
119.0463.01-	1	Invoice	ENG - 2020 2nd ST RECON PROJ# 119.0463.0	06/30/2021	1,211.37	12/21	536-23-30-5310-212
119.0463.01-	2	Invoice	ENG - 2021 2nd ST RECON PROJ# 119.0463.0	06/30/2021	29,470.99	12/21	536-23-30-5310-212
Total 119.0463.01-19:					30,682.36		
121.0372.01-	1	Invoice	ENG - 2021 HMA ST IMPROVEMENTS PROJE	06/30/2021	22,101.73	12/21	525-23-30-5310-212
Total 121.0372.01-2:					22,101.73		
Total SNYDER & ASSOCIATES (2951):					52,784.09		

Invoice	Seq	Type	Description	Invoice Date	Total Cost	Period	GL Account
SPORTSITES, INC. (6546)							
678	1	Invoice	INTERNET SOFTWARE ANNUAL SUBSCRIPT	07/05/2021	3,000.00	01/22	100-22-42-5233-215
Total 678:					3,000.00		
Total SPORTSITES, INC. (6546):					3,000.00		
STERTIL-KONI USA INC. (7329)							
164414	1	Invoice	LIFT HOIST - NEW SHOP - FY21 CEP	06/02/2021	37,030.94	12/21	100-41-30-5310-515
164414	2	Invoice	LIFT HOIST - NEW SHOP - FY21 CEP	06/02/2021	11,270.29	12/21	602-41-62-5935-515
164414	3	Invoice	LIFT HOIST - NEW SHOP - FY21 CEP	06/02/2021	5,366.80	12/21	603-41-71-5935-515
Total 164414:					53,668.03		
Total STERTIL-KONI USA INC. (7329):					53,668.03		
STOREY KENWORTHY (5937)							
CM130020	1	Invoice	CREDIT FOR DAMAGED FORMS	07/07/2021	2.16-	01/22	100-24-14-5435-316
CM130020	2	Invoice	CREDIT FOR DAMAGED FORMS	07/07/2021	15.59-	01/22	601-23-80-5921-316
CM130020	3	Invoice	CREDIT FOR DAMAGED FORMS	07/07/2021	4.80-	01/22	602-23-80-5921-316
CM130020	4	Invoice	CREDIT FOR DAMAGED FORMS	07/07/2021	1.44-	01/22	603-23-80-5921-316
Total CM130020:					23.99-		
PINV912865	1	Invoice	UTILITY BILLS	06/30/2021	266.08	01/22	100-24-14-5435-316
PINV912865	2	Invoice	UTILITY BILLS	06/30/2021	1,921.68	01/22	601-23-80-5921-316
PINV912865	3	Invoice	UTILITY BILLS	06/30/2021	591.29	01/22	602-23-80-5921-316
PINV912865	4	Invoice	UTILITY BILLS	06/30/2021	177.38	01/22	603-23-80-5921-316
Total PINV912865:					2,956.43		
PINV912866	1	Invoice	BLANK NOTICES	06/30/2021	82.86	01/22	100-24-14-5435-316
PINV912866	2	Invoice	BLANK NOTICES	06/30/2021	598.46	01/22	601-23-80-5921-316
PINV912866	3	Invoice	BLANK NOTICES	06/30/2021	184.14	01/22	602-23-80-5921-316
PINV912866	4	Invoice	BLANK NOTICES	06/30/2021	55.24	01/22	603-23-80-5921-316
Total PINV912866:					920.70		
Total STOREY KENWORTHY (5937):					3,853.14		
STRIBE, RICHARD (7335)							
051921	1	Invoice	ENERGY EFFICIENCY REBATE	05/19/2021	250.00	12/21	601-23-36-5930-979
Total 051921:					250.00		
Total STRIBE, RICHARD (7335):					250.00		
THE AMERICAN BOTTLING CO. (4800)							
3446014394	1	Invoice	POP/BEVERAGES FOR RESALE-OD POOL	06/18/2021	61.50	12/21	100-22-42-5242-323
Total 3446014394:					61.50		
3446014485	1	Invoice	POP/BEVERAGES FOR RESALE-FULLER HA	06/29/2021	514.00	12/21	100-22-42-5233-323
Total 3446014485:					514.00		
3446014610	1	Invoice	BEVERAGES FOR RESALE-FULLER HALL	07/08/2021	171.55	01/22	100-22-42-5233-323

Invoice	Seq	Type	Description	Invoice Date	Total Cost	Period	GL Account
Total 3446014610:					171.55		
Total THE AMERICAN BOTTLING CO. (4800):					747.05		
THE HOWARD E NYHART CO., INC (4898)							
0168952	1	Invoice	GASB -50% FEE FY 20-21	06/30/2021	206.00	12/21	100-24-12-5430-299
0168952	2	Invoice	GASB -50% FEE FY 20-21	06/30/2021	566.50	12/21	601-23-81-5930-299
0168952	3	Invoice	GASB -50% FEE FY 20-21	06/30/2021	128.75	12/21	602-23-81-5930-299
0168952	4	Invoice	GASB -50% FEE FY 20-21	06/30/2021	128.75	12/21	603-23-81-5930-299
Total 0168952:					1,030.00		
Total THE HOWARD E NYHART CO., INC (4898):					1,030.00		
THE IOWA OUTDOORS STORE, LLC (7104)							
001324	1	Invoice	WASHERS - NUTS - FAN WHEEL	05/12/2021	34.05	12/21	100-22-42-5210-314
Total 001324:					34.05		
1739/1	1	Invoice	SQUARE LINE - CLUTCH - RING- WASHERS	07/06/2021	348.83	01/22	100-23-42-5371-314
Total 1739/1:					348.83		
Total THE IOWA OUTDOORS STORE, LLC (7104):					382.88		
THE TRASHMAN, LLC (943)							
695-1990	1	Invoice	CITY CLEAN-UP/DROP OFF EVENT	07/01/2021	3,593.70	12/21	100-24-12-5430-236
695-1990	2	Invoice	TRASH SERVICE/FUEL SURCHARGE	07/01/2021	26.95	12/21	100-24-36-5480-236
695-1990	3	Invoice	TRASH SERVICE/FUEL SURCHARGE	07/01/2021	19.25	12/21	601-23-36-5480-236
695-1990	4	Invoice	TRASH SERVICE/FUEL SURCHARGE	07/01/2021	15.40	12/21	602-23-36-5480-236
695-1990	5	Invoice	TRASH SERVICE/FUEL SURCHARGE	07/01/2021	15.40	12/21	603-23-36-5480-236
695-1990	6	Invoice	TRASH SERVICE/FUEL SURCHARGE	07/01/2021	77.00	12/21	100-22-42-5280-236
695-1990	7	Invoice	TRASH SERVICE/FUEL SURCHARGE	07/01/2021	44.00	12/21	204-23-30-5310-236
695-1990	8	Invoice	TRASH SERVICE/FUEL SURCHARGE	07/01/2021	16.50	12/21	100-21-22-5140-236
695-1990	9	Invoice	TRASH SERVICE/FUEL SURCHARGE	07/01/2021	77.00	12/21	100-22-42-5233-236
695-1990	10	Invoice	TRASH SERVICE/FUEL SURCHARGE	07/01/2021	44.00	12/21	601-23-52-5588-236
695-1990	11	Invoice	TRASH SERVICE/FUEL SURCHARGE	07/01/2021	44.00	12/21	603-23-70-5642-236
695-1990	12	Invoice	TRASH SERVICE/FUEL SURCHARGE	07/01/2021	44.00	12/21	100-22-42-5210-236
695-1990	13	Invoice	TRASH SERVICE/FUEL SURCHARGE	07/01/2021	44.00	12/21	602-23-61-5642-236
695-1990	14	Invoice	TRASH SERVICE/FUEL SURCHARGE	07/01/2021	88.00	12/21	100-22-42-5242-236
695-1990	15	Invoice	TRASH SERVICE/FUEL SURCHARGE	07/01/2021	44.00	12/21	205-23-45-5372-236
Total 695-1990:					4,193.20		
695-1991	1	Invoice	DROP BOX CHARGES/EXTRA SVC	07/01/2021	344.00	12/21	100-23-30-5340-235
695-1991	2	Invoice	EXTRA SVC/STREET DEPT	07/01/2021	25.00	12/21	204-23-30-5310-236
Total 695-1991:					369.00		
695-1992	1	Invoice	EXTRA SVC/CEMETERY	07/01/2021	45.00	12/21	100-22-42-5210-236
Total 695-1992:					45.00		
695-1993	1	Invoice	CURB RECYCLING - JUNE 2021	07/01/2021	13,020.78	12/21	100-23-30-5340-235
Total 695-1993:					13,020.78		

Invoice	Seq	Type	Description	Invoice Date	Total Cost	Period	GL Account
Total THE TRASHMAN, LLC (943):					17,627.98		
T-MOBILE (7288)							
061921	1	Invoice	NEW PHONE/POLICE CHIEF	06/19/2021	549.99	12/21	100-21-21-5110-230
Total 061921:					549.99		
Total T-MOBILE (7288):					549.99		
TOLLE AUTOMOTIVE, INC. (3188)							
18257	1	Invoice	TIRE REPAIR - FRONT END LOADER	07/06/2021	86.50	01/22	204-23-30-5310-227
Total 18257:					86.50		
Total TOLLE AUTOMOTIVE, INC. (3188):					86.50		
TRUCK EQUIPMENT, INC. (1630)							
303128	1	Invoice	LIGHT MOUNT FOR NEW TK#33	07/06/2021	347.73	01/22	204-23-30-5310-314
Total 303128:					347.73		
Total TRUCK EQUIPMENT, INC. (1630):					347.73		
TRUJILLO, JUAN (972)							
20200001156	1	Invoice	TRANSLATOR FEE 12/22/20 202000011568	12/22/2020	80.00	12/21	100-21-21-5110-318
Total 202000011568:					80.00		
2021000046	1	Invoice	TRANSLATOR FEE 05/02/21 #202100004650	05/02/2021	80.07	12/21	100-21-21-5110-318
Total 202100004650:					80.07		
Total TRUJILLO, JUAN (972):					160.07		
UNITED COOPERATIVE (979)							
07185	1	Invoice	GAS REPORT	06/01/2021	1,420.82	12/21	100-21-21-5110-315
07185	2	Invoice	GAS REPORT	06/01/2021	50.26	12/21	100-21-22-5140-315
07185	3	Invoice	GAS REPORT	06/01/2021	479.94	12/21	204-23-30-5310-315
07185	4	Invoice	GAS REPORT	06/01/2021	107.03	12/21	603-23-70-5935-315
07185	5	Invoice	GAS REPORT	06/01/2021	124.74	12/21	602-23-61-5935-315
07185	6	Invoice	GAS REPORT	06/01/2021	50.78	12/21	100-21-18-5190-315
07185	7	Invoice	GAS REPORT	06/01/2021	445.57	12/21	601-23-52-5935-315
07185	8	Invoice	GAS REPORT	06/01/2021	110.02	12/21	601-23-80-5935-315
07185	9	Invoice	GAS REPORT	06/01/2021	110.02	12/21	602-23-80-5935-315
07185	10	Invoice	GAS REPORT	06/01/2021	61.98	12/21	100-22-42-5233-315
07185	11	Invoice	GAS REPORT	06/01/2021	289.59	12/21	100-22-42-5210-315
07185	12	Invoice	GAS REPORT	06/01/2021	289.71	12/21	100-23-42-5371-315
07185	13	Invoice	GAS REPORT	06/01/2021	264.94	12/21	100-24-14-5435-315
Total 07185:					3,805.40		
07186	1	Invoice	GAS REPORT	06/01/2021	144.19	12/21	100-21-22-5140-315
07186	2	Invoice	GAS REPORT	06/01/2021	971.03	12/21	204-23-30-5310-315
07186	3	Invoice	GAS REPORT	06/01/2021	15.55	12/21	603-23-70-5935-315
07186	4	Invoice	GAS REPORT	06/01/2021	276.41	12/21	602-23-61-5935-315
07186	5	Invoice	GAS REPORT	06/01/2021	344.62	12/21	601-23-52-5935-315
07186	6	Invoice	GAS REPORT	06/01/2021	140.00	12/21	100-22-42-5210-315
07186	7	Invoice	GAS REPORT	06/01/2021	140.00	12/21	100-23-42-5371-315

Invoice	Seq	Type	Description	Invoice Date	Total Cost	Period	GL Account
07186	8	Invoice	GAS REPORT	06/01/2021	438.79	12/21	100-24-14-5435-315
Total 07186:					2,470.59		
07214	1	Invoice	GAS REPORT	06/17/2021	766.18	12/21	100-21-21-5110-315
07214	2	Invoice	GAS REPORT	06/17/2021	176.79	12/21	204-23-30-5310-315
07214	3	Invoice	GAS REPORT	06/17/2021	78.51	12/21	603-23-70-5935-315
07214	4	Invoice	GAS REPORT	06/17/2021	106.48	12/21	602-23-61-5935-315
07214	5	Invoice	GAS REPORT	06/17/2021	27.83	12/21	100-21-18-5190-315
07214	6	Invoice	GAS REPORT	06/17/2021	388.58	12/21	601-23-52-5935-315
07214	7	Invoice	GAS REPORT	06/17/2021	39.91	12/21	601-23-80-5935-315
07214	8	Invoice	GAS REPORT	06/17/2021	39.91	12/21	602-23-80-5935-315
07214	9	Invoice	GAS REPORT	06/17/2021	51.56	12/21	100-22-42-5233-315
07214	10	Invoice	GAS REPORT	06/17/2021	237.07	12/21	100-22-42-5210-315
07214	11	Invoice	GAS REPORT	06/17/2021	237.06	12/21	100-23-42-5371-315
07214	12	Invoice	GAS REPORT	06/17/2021	390.68	12/21	100-24-14-5435-315
Total 07214:					2,540.56		
07230	1	Invoice	GAS REPORT	06/21/2021	137.48	12/21	100-21-22-5140-315
07230	2	Invoice	GAS REPORT	06/21/2021	1,236.33	12/21	204-23-30-5310-315
07230	3	Invoice	GAS REPORT	06/21/2021	602.81	12/21	601-23-52-5935-315
07230	4	Invoice	GAS REPORT	06/21/2021	165.12	12/21	100-22-42-5210-315
07230	5	Invoice	GAS REPORT	06/21/2021	165.02	12/21	100-23-42-5371-315
07230	6	Invoice	GAS REPORT	06/21/2021	476.53	12/21	100-24-14-5435-315
Total 07230:					2,783.29		
07253 06/24/	1	Invoice	GAS REPORT	06/24/2021	1,001.60	12/21	100-21-21-5110-315
07253 06/24/	2	Invoice	GAS REPORT	06/24/2021	82.01	12/21	100-21-22-5140-315
07253 06/24/	3	Invoice	GAS REPORT	06/24/2021	382.70	12/21	204-23-30-5310-315
07253 06/24/	4	Invoice	GAS REPORT	06/24/2021	95.67	12/21	603-23-70-5935-315
07253 06/24/	5	Invoice	GAS REPORT	06/24/2021	107.21	12/21	602-23-61-5935-315
07253 06/24/	6	Invoice	GAS REPORT	06/24/2021	214.41	12/21	601-23-52-5935-315
07253 06/24/	7	Invoice	GAS REPORT	06/24/2021	67.91	12/21	601-23-80-5935-315
07253 06/24/	8	Invoice	GAS REPORT	06/24/2021	67.91	12/21	602-23-80-5935-315
07253 06/24/	9	Invoice	GAS REPORT	06/24/2021	282.11	12/21	100-22-42-5210-315
07253 06/24/	10	Invoice	GAS REPORT	06/24/2021	282.12	12/21	100-23-42-5371-315
07253 06/24/	11	Invoice	GAS REPORT	06/24/2021	153.99	12/21	100-24-14-5435-315
Total 07253 06/24/21:					2,737.64		
Total UNITED COOPERATIVE (979):					14,337.48		
US BANK OPERATIONS CENTER (4821)							
071321	1	Invoice	PRIN PYMT-2019 EL REFUND BOND	07/13/2021	51,666.67	01/22	601-21009
071321	2	Invoice	INT PYMT-2019 EL REFUND BOND	07/13/2021	38,837.79	01/22	601-21005
Total 071321:					90,504.46		
Total US BANK OPERATIONS CENTER (4821):					90,504.46		
US CELLULAR (986)							
0446859678	1	Invoice	CELLULAR SERVICE	06/20/2021	149.39	01/22	100-21-21-5110-230
0446859678	2	Invoice	CELLULAR SERVICE	06/20/2021	43.77	01/22	204-23-30-5310-230
0446859678	3	Invoice	CELLULAR SERVICE	06/20/2021	32.26	01/22	601-23-52-5588-230
0446859678	4	Invoice	CELLULAR SERVICE	06/20/2021	32.25	01/22	601-23-51-5566-230
0446859678	5	Invoice	CELLULAR SERVICE	06/20/2021	43.77	01/22	100-21-18-5190-230

Invoice	Seq	Type	Description	Invoice Date	Total Cost	Period	GL Account
0446859678	6	Invoice	CELLULAR SERVICE	06/20/2021	21.89	01/22	100-24-30-5380-230
0446859678	7	Invoice	CELLULAR SERVICE	06/20/2021	21.89	01/22	601-24-30-5380-230
0446859678	8	Invoice	CELLULAR SERVICE	06/20/2021	21.88	01/22	602-24-30-5380-230
0446859678	9	Invoice	CELLULAR SERVICE	06/20/2021	21.88	01/22	603-24-30-5380-230
0446859678	10	Invoice	CELLULAR SERVICE	06/20/2021	6.42-	01/22	100-24-16-5420-215
0446859678	11	Invoice	CELLULAR SERVICE	06/20/2021	23.53-	01/22	601-24-16-5930-215
0446859678	12	Invoice	CELLULAR SERVICE	06/20/2021	6.42-	01/22	602-24-16-5930-215
0446859678	13	Invoice	CELLULAR SERVICE	06/20/2021	6.41-	01/22	603-24-16-5930-215
0446859678	14	Invoice	TOUGHBOOKS SVC	06/20/2021	306.32	01/22	100-21-21-5110-230
0446859678	15	Invoice	HOTSPOT	06/20/2021	20.60	01/22	100-24-12-5430-230
0446859678	16	Invoice	HOTSPOT	06/20/2021	56.65	01/22	601-23-81-5921-230
0446859678	17	Invoice	HOTSPOT	06/20/2021	12.88	01/22	602-23-81-5921-230
0446859678	18	Invoice	HOTSPOT	06/20/2021	12.87	01/22	603-23-81-5921-230
0446859678	19	Invoice	INSP I-PAD SVC	06/20/2021	43.76	01/22	100-21-18-5190-230
0446859678	20	Invoice	INSP I-PAD	06/20/2021	559.00	01/22	100-21-18-5190-318
0446859678	21	Invoice	METER I-PAD SVC	06/20/2021	21.89	01/22	602-23-80-5902-299
0446859678	22	Invoice	METER I-PAD SVC	06/20/2021	21.88	01/22	601-23-80-5905-299
0446859678	23	Invoice	FIRE I-PAD SVC	06/20/2021	43.76	01/22	100-21-22-5140-230
0446859678	24	Invoice	LINE I-PADS SVC (GIS)	06/20/2021	175.08	01/22	601-23-52-5930-215
Total 0446859678:					1,620.89		
Total US CELLULAR (986):					1,620.89		
UTILITY SERVICE CO., INC. (3294)							
538594	1	Invoice	QTRLY PYMT/520 WATER TOWER MTC (INV#	07/01/2021	5,805.69	01/22	602-23-60-5614-299
538594	2	Invoice	QRTLY PYMT/GROUND STORAGE TANK MT	07/01/2021	4,885.37	01/22	602-23-60-5614-299
538594	3	Invoice	QRTLY PYMT/PEDISPHERE HY-VEE TOWER	07/01/2021	4,941.47	01/22	602-23-60-5614-299
Total 538594:					15,632.53		
Total UTILITY SERVICE CO., INC. (3294):					15,632.53		
VAN METER INC. (4664)							
S011500088.	1	Invoice	LIGHTING FOR W 2nd ST PROJECT	06/25/2021	76,142.00	12/21	601-23-52-5588-871
Total S011500088.004:					76,142.00		
Total VAN METER INC. (4664):					76,142.00		
VAN-HOF TRUCKING, INC. (2655)							
5015	1	Invoice	FREIGHT ON LIME 6/21/21 - 24.2T	06/21/2021	2,224.28	12/21	602-23-61-5921-221
Total 5015:					2,224.28		
5016	1	Invoice	FREIGHT ON LIME 6/25/21 - 24.1T	06/25/2021	2,215.44	12/21	602-23-61-5921-221
Total 5016:					2,215.44		
Total VAN-HOF TRUCKING, INC. (2655):					4,439.72		
WEBER-MAXTED, ELISABETH (4922)							
070121	1	Invoice	ENERGY EFFICIENCY REBATE	07/01/2021	75.00	01/22	601-23-36-5930-979
Total 070121:					75.00		
Total WEBER-MAXTED, ELISABETH (4922):					75.00		

Invoice	Seq	Type	Description	Invoice Date	Total Cost	Period	GL Account
WEBSTER CITY TRUE VALUE (2155)							
154133	1	Invoice	WOOD CHISEL - W TWIN	06/26/2021	36.98	12/21	100-22-42-5210-880
Total 154133:					36.98		
154189	1	Invoice	5/16"x18 NC TAP	06/29/2021	10.28	12/21	602-23-61-5642-318
Total 154189:					10.28		
154234	1	Invoice	MATERIAL KYP SOUTH SHELTER	06/30/2021	59.96	12/21	100-22-42-5210-318
Total 154234:					59.96		
154429	1	Invoice	CLR HEAVY CEMENT	07/09/2021	16.99	01/22	601-23-51-5566-318
154429	2	Invoice	1/2" x 10" x 12" CARB HAMM BIT	07/09/2021	21.99	01/22	601-23-51-5566-311
Total 154429:					38.98		
154454	1	Invoice	WASP KILLER & ROPE	07/12/2021	18.98	01/22	100-22-42-5210-318
Total 154454:					18.98		
Total WEBSTER CITY TRUE VALUE (2155):					165.18		
WESTRUM LEAK DETECTION, INC. (1040)							
4961	1	Invoice	LEAK DETECTION @ MORNING GLORY SVC	06/01/2021	261.25	12/21	602-23-62-5662-299
Total 4961:					261.25		
Total WESTRUM LEAK DETECTION, INC. (1040):					261.25		
WILL, ANDREW (7336)							
070121	1	Invoice	ELECTRIC REFUND	07/01/2021	58.24	01/22	601-23-80-5903-980
070121	2	Invoice	CUSTOMER DEPOSIT REFUND	07/01/2021	100.00	01/22	601-21011
Total 070121:					158.24		
Total WILL, ANDREW (7336):					158.24		
WOLFGRAM, JOE (5604)							
033121	1	Invoice	EE REBATE/703 SOUTH STREET	03/31/2021	250.00	12/21	601-23-36-5930-979
Total 033121:					250.00		
Total WOLFGRAM, JOE (5604):					250.00		
WUNSCHHEL, RANDY (5635)							
062421	1	Invoice	ENERGY EFFICIENCY REBATE	06/24/2021	150.00	12/21	601-23-36-5930-979
062421	2	Invoice	CORN BELT EE RESIDENTIAL REBATE	06/24/2021	50.00	12/21	601-23-53-5930-979
062421	3	Invoice	CORN BELT EE RESIDENTIAL REBATE	06/24/2021	50.00	12/21	601-23-53-5930-979
Total 062421:					250.00		
Total WUNSCHHEL, RANDY (5635):					250.00		
X²CESSORIES SQUARED (7330)							
I-00060447	1	Invoice	SQUARE POST CLAMPS & ALUM SIGN BRAC	07/02/2021	1,622.40	01/22	100-21-30-5120-313

Invoice	Seq	Type	Description	Invoice Date	Total Cost	Period	GL Account
Total I-00060447:					1,622.40		
Total X ² CESSORIES SQUARED (7330):					1,622.40		
Total 07/19/2021:					2,201,051.67		
Grand Totals:					2,201,051.67		

Report GL Period Summary

GL Period	Amount
01/22	318,947.78
12/21	1,882,103.89
Grand Totals:	2,201,051.67

Vendor number hash: 551097
 Vendor number hash - split: 1197726
 Total number of invoices: 181
 Total number of transactions: 429

Terms Description	Invoice Amount	Net Invoice Amount
Open Terms	2,201,051.67	2,201,051.67
Grand Totals:	2,201,051.67	2,201,051.67

FUND LIST TOTALS FOR BILLS JULY 19, 2021

<u>Account</u>	<u>Fund</u>	<u>Total Amount</u>
100	General	198,554.08
204	Road Use Tax Funds	92,239.44
205	Airport Fund	6,663.68
228	Low/Moderate Income Revolving	8,000.00
525	Street Improvement	22,101.73
536	2020 Second Street Reconstruction Project	554,141.86
601	Electric Utility	1,081,646.81
602	Water Utility	55,532.25
603	Sewer Fund	80,012.04
902	Medical/Flex	102,159.78
	Grand Total	2,201,051.67



MEMORANDUM

TO: Mayor and City Council

FROM: Planning Director

DATE: June 29, 2021

RE: Public Hearing on Application for Voluntary Annexation

SUMMARY: An Application for Voluntary Annexation has been submitted by Reveiz Farms, Inc. A Public Hearing will be held for the City Council to review said application.

PREVIOUS COUNCIL ACTION: On April 19, 2021, the City Council set May 17, 2021, as the date of the Public Hearing. After the public hearing closed, no motion was made by the Council. On June 21, 2021, another hearing was set for July 19, 2021.

BACKGROUND/DISCUSSION: Annexation is the process of bringing property into the City limits. It is one of the primary means by which cities grow. Most cities consider annexing land before any development has taken place in order to control growth.

Webster City's Comprehensive Plan does show this proposed annexation property on its Future Land Use map and designates it as a "*residential growth area*". Another positive justification for annexing this area is that the City *can* wait for development to occur without the pressure of having to extend utilities. And, per our subdivision regulations, a developer is responsible for the installation of all infrastructure. Also, the one parcel included in this annexation with an existing dwelling on it is on a septic tank and a well. Should they want City water and sewer at some time, they are currently accessible to them on Beach Street. They already have electricity through the City.

A projection in our newly revised Comprehensive Plan is that the estimated 2040 population will be about 8,600. During that time frame, Webster City is projected to need about 235 more housing units. These forecasts help estimate the number of acres for development the City should plan for. For planning purposes, in order to provide for marketing flexibility, employment trends, and land needs for particular uses, the predictions for acres **needed** are as follows:

- 1) Residential – 220 acres
- 2) Commercial – 30 acres
- 3) Industrial – 105 acres
- 4) Parks – 27 acres (to maintain the *current* park service level for residents)

Our five-county economic region, including Hamilton County, expects to add 1,760 jobs in the next ten years. A portion of these jobs will occur in Webster City, one of the largest cities in this region. Population growth *must* be supported by new places for people to live, work and play.

It has not been the City's policy to *involuntarily* annex land. Such an annexation is a more complex process. You will run into confrontation with property owners, and the City can end up in Court challenges. With involuntary annexations, the City is also mandated, within a short period of time, to engage in costly extension of City services even if development is not imminent.

However, when an application for *voluntary* annexation comes before the City, its benefits should be considered for a number of reasons.

- It allows the City to promote areas for development without having to install costly infrastructure ahead of that development.
- It does not require the City to pick “winners and losers” among potential annexation areas. Instead, the private market determines development timing and location.
- It is a simpler process and less controversial.

The Reveiz Farms, Inc., application contains 176.27 acres of tillable and non-tillable land with Brewer Creek running through it. Per State Code, additional territory comprising not more than 20% of the land area may be included in the application *without* the consent of the owner to avoid creating an island or to create more uniform boundaries. We have included 11% more land to do just that. It includes **one** parcel with an existing dwelling (owned by Mark and Peggy Roberts). Property owned by the State of Iowa is included, as well as 2 other small parcels (owned by Kathy Finucan). Note attached application with revised maps.

I received this Application the end of February. There are several steps that must be followed prior to getting to this point. The Iowa State Code, Chapter 368, dictates what a City must do for voluntary annexations, e.g., notify the Board of Supervisors and the Township Trustees for a consultation, notify all nonconsenting property owners, notify all affected utilities, and notify adjacent property owners when a public hearing is set. This has all been accomplished.

The Hamilton County Board of Supervisors approved the annexation via a resolution of support passed on March 30, 2021. They have since sent an email continuing their support of this annexation knowing that the Ryan parcel has been removed.

An annexation which includes territory comprising no more than 20% of the land area without consent of the property owners is not complete without approval of the members of the City Development Board, Iowa Economic Development Authority, in Des Moines. I will send all documents to them following the Public Hearing if approved.

FINANCIAL IMPLICATIONS: N/A

RECOMMENDATION: Approve the Resolution Assenting to the Annexation. This is an opportunity for the City to gain area for growth that is suitable for development. It shouldn't be a burden on City budget or availability to service, whether it be police protection, fire protection, and other City amenities.

ALTERNATIVES: The City Council could decide not to annex realizing this opportunity might not come along again if the Reveiz family sells this property to someone else.

PUBLIC WORKS DIRECTOR COMMENTS:

Preparer: City of Webster City, P.O. Box 217, Webster City, Iowa 50595; 515-832-9151

**APPLICATION FOR VOLUNTARY ANNEXATION
TO THE CITY OF WEBSTER CITY, IOWA**

To: City Council of Webster City, Iowa

The undersigned Pursuant to Iowa Code Chapter 368, herein applies to the City Council of the City of Webster City to have their real estate and adjoining real estate be annexed into the City of Webster City, Iowa as follows:

1. Reveiz Farms, Inc. is owner of the following described real estate located in Hamilton County, Iowa, which adjoins the boundary of the City of Webster City, Iowa:

REVEIZ FARMS, INC. (AREA A)

A PARCEL OF LAND LOCATED IN THE NW1/4 OF SECTION 11, TOWNSHIP 88 NORTH, RANGE 26 WEST OF THE 5TH P.M., HAMILTON COUNTY, IOWA DESCRIBED AS FOLLOWS:

COMMENCING AT THE NW CORNER OF SAID SECTION 11; THENCE SOUTH 00°06'53" EAST 45.00 FEET ON THE WEST LINE OF NW1/4 OF SAID SECTION 11 TO A POINT ON THE SOUTH RIGHT-OF-WAY LINE OF COUNTY ROAD 230TH STREET, ALSO BEING THE POINT OF BEGINNING; THENCE CONTINUING SOUTH 00°06'53" EAST 2483.35 FEET ON SAID EAST LINE TO A POINT ON THE NORTH RIGHT-OF-WAY LINE OF HIGHWAY 20; THENCE NORTH 89°18'39" EAST 985.19 FEET ON SAID NORTH LINE; THENCE NORTH 80°28'09" EAST 227.70 FEET ON SAID NORTH LINE; THENCE NORTH 89°18'39" EAST 121.30 FEET ON SAID NORTH LINE; THENCE SOUTH 77°51'51" EAST 157.70 FEET ON SAID

NORTH LINE; THENCE NORTH 89°18'39" EAST 1151.27 FEET ON SAID NORTH LINE TO A POINT ON THE EAST LINE OF THE NW1/4 OF SAID SECTION 11; THENCE NORTH 00°23'30" WEST 2463.11 FEET ON SAID EAST LINE TO A POINT ON THE AFORESAID SOUTH RIGHT-OF-WAY LINE OF COUNTY ROAD 230TH STREET ; THENCE SOUTH 89°45'03" WEST 1312.24 FEET ON SAID SOUTH LINE TO A POINT ON THE EAST LINE OF LOT 1 OF REVEIZ SUBDIVISION RECORDED IN PLAT CABINET A, SLIDE 33, PAGE 1 OF THE HAMILTON COUNTY RECORDER'S OFFICE; THENCE SOUTH 00°15'11" EAST 384.97 FEET ON SAID EAST LINE TO THE SOUTHEAST CORNER OF SAID LOT 1; THENCE SOUTH 88°17'47" WEST 201.49 FEET ON THE SOUTH LINE TO THE SOUTHWEST CORNER OF SAID LOT 1; THENCE NORTH 00°15'13" WEST 390.09 FEET ON THE WEST LINE OF SAID LOT 1 TO THE AFORESAID SOUTH RIGHT-OF-WAY LINE OF COUNTY ROAD 230TH STREET; THENCE SOUTH 89°45'03" WEST 1110.81 FEET ON SAID SOUTH LINE TO THE POINT OF BEGINNING, CONTAINING 147.31 ACRES.

AND

REVEIZ FARMS, INC. (AREA G)

A PARCEL OF LAND IN THE SE¼ OF THE NE¼ OF SECTION 11, TOWNSHIP 88 NORTH, RANGE 26 WEST OF THE FIFTH P.M., HAMILTON COUNTY, IOWA IDENTIFIED AS PARCEL "D", MORE PARTICULARLY DESCRIBED AS FOLLOWS:

COMMENCING AT THE SW CORNER OF SAID SE¼ OF THE NE¼; THENCE N 00°04'32" W 142.10 FEET ALONG THE WEST LINE OF SAID SE¼ OF THE NE¼ TO THE POINT OF BEGINNING; THENCE CONTINUING N 00°04'32" W 1020.40 FEET ALONG SAID WEST LINE TO THE SOUTH LINE OF THE NORTH 90 RODS OF THE E½ OF THE SE¼; THENCE N 89°47'26" E 1287.07 FEET ON SAID SOUTH LINE; THENCE S 00°10'35" E 131.21 FEET; THENCE S 04°49'06" W 300.31 FEET; THENCE S 00°00'56" W 400.01 FEET; THENCE S 08°33'55" W 101.20 FEET; THENCE S 86°05'11" W 206.78 FEET; THENCE S 77°58'58" W 381.98 FEET; THENCE S 89°55'16" W 665.81 FEET TO THE POINT OF BEGINNING, CONTAINING 28.96 ACRES.

2. Pursuant to Iowa Code 368.7(1)(a), the following described real estate comprises not more than twenty percent of the land area and shall be included in the Application for Voluntary Annexation without the consent of the owners to avoid creating an island and/or to create more uniform boundaries:

STATE OF IOWA (AREA B)

A PARCEL OF LAND IN THE W½ NW¼ IN SECTION 11, T88N, R26W OF THE 5TH P.M., HAMILTON COUNTY, IOWA, DESCRIBED AS FOLLOWS:

BEGINNING AT THE W¼ CORNER OF SAID SECTION 11; THENCE N 00° 18½' E, 126.1 FEET ON THE WEST LINE OF SAID NW¼ TO A POINT 130 FEET NORMALLY DISTANT NORTHERLY FROM THE CENTERLINE OF PRIMARY ROAD NO. 520; THENCE N 89° 43½' E, 985.2 FEET PARALLEL TO SAID CENTERLINE TO A POINT NORMAL TO STATION 217+50 (PRIM. RD. NO. 520); THENCE N 80° 53' E, 227.7 FEET TO A POINT 165 FEET NORMALLY DISTANT NORTHERLY FROM STATION 219+75 (PRIM. RD. NO. 520); THENCE N 89° 43½' E, 108.6 FEET PARALLEL TO SAID CENTERLINE TO THE EAST LINE OF SAID W½ NW¼; THENCE S 00° 09½' W, 166.4 FEET ON SAID EAST LINE TO THE SOUTH LINE OF SAID NW¼; THENCE S 89° 57½' W, 1318.8 FEET ON SAID SOUTH LINE TO THE POINT OF BEGINNING; CONTAINING 4.08 ACRES, MORE OR LESS.

AND

STATE OF IOWA (AREA C)

A PARCEL OF LAND IN THE E½ NW¼ IN SECTION 11, T88N, R26W OF THE 5TH P.M., HAMILTON COUNTY, IOWA, DESCRIBED AS FOLLOWS:

COMMENCING AT THE CENTER OF SAID SECTION 11; THENCE S 89° 57½' W, 104.35 FEET ON THE SOUTH LINE OF SAID NW¼ TO THE POINT OF BEGINNING; THENCE CONTINUING S 89° 57½' W, 1214.4 FEET ON THE SOUTH LINE OF SAID NW¼ TO THE WEST LINE OF SAID E½ NW¼; THENCE N 00° 09½' E, 166.4 FEET ON SAID WEST LINE TO A POINT 165 FEET NORMALLY DISTANT NORTHERLY FROM THE CENTERLINE OF PRIMARY ROAD NO. 520; THENCE N 89° 43½' E, 12.7 FEET PARALLEL TO SAID CENTERLINE TO A POINT NORMAL TO STATION 220+96.3 (PRIM. RD. NO. 520); THENCE S 77° 27' E, 157.7 FEET TO A POINT 130 FEET NORMALLY DISTANT NORTHERLY FROM STATION 222+50 (PRIM. RD. NO. 520); THENCE N 89° 43½' E, 1151.7 FEET PARALLEL TO SAID CENTERLINE TO THE EAST LINE OF SAID NW¼; THENCE S 00° 00½' W, 32.4 FEET ON SAID EAST LINE TO A POINT 104.35 FEET NORTHERLY FROM THE CENTER OF SAID SECTION 11; THENCE S 44° 59' W, 147.6 FEET TO THE POINT OF BEGINNING; CONTAINING 4.01 ACRES, MORE OR LESS.

AND

KATHERINE M. FINUCAN LIVING TRUST (AREA D)

A PARCEL OF LAND LOCATED IN LOT 1, SUNRISE ADDITION TO WEBSTER CITY, IOWA, DESCRIBED AS: COMMENCING AT THE NORTHEAST CORNER OF SECTION 11, TOWNSHIP 88 NORTH, RANGE 26 WEST OF THE 5TH P.M., THENCE SOUTH 00°00'00" WEST 1000.87 FEET ON THE EAST LINE OF THE NE1/4 OF SAID SECTION 11 TO A POINT THAT IS COMMON WITH SAID LOT 1; THENCE SOUTH 90°00'00" WEST 350.00 FEET ON A LINE THAT IS COMMON WITH SAID LOT 1 TO THE POINT OF BEGINNING; THENCE SOUTH 00°00'00" WEST 180.00 FEET ON A LINE THAT IS COMMON WITH SAID LOT 1; THENCE SOUTH 90°00'00" WEST 33.00 FEET ON A LINE THAT IS COMMON WITH SAID LOT 1; THENCE NORTH 00°00'00" EAST 180.00 FEET; THENCE NORTH 90°00'00" EAST 33.00' TO THE POINT OF BEGINNING, CONTAINING 0.14 ACRES.

AND

MARK R. ROBERTS AND PEGGY A. ROBERTS (AREA E)

A TRACT OF LAND DESCRIBED AS BEGINNING AT A POINT 1000.87 FEET SOUTH OF THE NORTHEAST CORNER OF SECTION 11, TOWNSHIP 88 NORTH, RANGE 26 WEST OF THE 5TH P.M., AND ON THE EAST LINE OF SAID SECTION 11, THENCE WEST 350 FEET, THENCE SOUTH 235 FEET, THENCE EAST 350 FEET, THENCE NORTH ALONG THE EAST LINE OF SAID SECTION 11 A DISTANCE OF 235 FEET TO THE POINT OF BEGINNING; ALL OF SAID TRACT BEING IN THE NE¼ OF SECTION 11, TOWNSHIP 88 NORTH, RANGE 26 WEST OF THE 5TH P.M., HAMILTON COUNTY, IOWA, CONTAINING 1.88 ACRES.

AND

KATHERINE M. FINUCAN LIVING TRUST (AREA F)

A PARCEL OF LAND LOCATED IN THE NORTH 90 RODS OF THE E½-NE¼ OF SECTION 11, TOWNSHIP 88 NORTH, RANGE 26 WEST OF THE 5TH P.M., HAMILTON COUNTY, IOWA DESCRIBED AS: COMMENCING AT THE NORTHEAST CORNER OF SECTION 11, TOWNSHIP 88 NORTH, RANGE 26 WEST OF THE 5TH P.M., THENCE SOUTH 00°00'00" WEST 1235.87 FEET ON THE EAST LINE OF THE NE1/4 OF SAID SECTION 11 TO THE POINT OF BEGINNING; THENCE CONTINUING ON SAID EAST LINE SOUTH 00°00'00" WEST 249.13 FEET;

THENCE NORTH 89°59'35" WEST 383.00 FEET ON THE SOUTH LINE OF THE SAID NORTH 90 RODS; NORTH 00°00'00" EAST 304.08 FEET; THENCE NORTH 90°00'00" EAST 33.00 FEET; THENCE SOUTH 00°00'00" EAST 55.00 FEET; THENCE NORTH 90°00'00" EAST 350.00' TO THE POINT OF BEGINNING, CONTAINING 2.23 ACRES.

AND

STATE OF IOWA (AREA H)

A PARCEL OF LAND LOCATED IN THE SE1/4-NE1/4 OF SECTION 11, TOWNSHIP 88 NORTH, RANGE 26 WEST OF THE 5TH P.M., HAMILTON COUNTY, IOWA DESCRIBED AS FOLLOWS:

BEGINNING AT THE SW CORNER OF THE SE1/4-NE1/4 OF SAID SECTION 11; THENCE NORTH 00°04'35" WEST 142.10 FEET ON THE WEST LINE OF THE SE1/4NE1/4 OF SAID SECTION 11; THENCE NORTH 89°55'16" EAST 665.81 FEET; THENCE NORTH 77°58'58" EAST 381.98 FEET; THENCE NORTH 86°05'11" EAST 206.78 FEET; THENCE NORTH 08°33'55" EAST 101.20 FEET; THENCE NORTH 00°00'56" EAST 400.01 FEET; THENCE NORTH 04°49'06" EAST 300.31 FEET; THENCE NORTH 00°10'35" WEST 131.21 FEET; THENCE NORTH 89°47'26" EAST 41.25 FEET TO A POINT ON THE EAST LINE OF THE SE1/4-NE1/4 OF SAID SECTION 11; THENCE SOUTH 00°10'30" EAST 1166.73 FEET ON SAID EAST LINE TO THE E1/4 CORNER OF SAID SECTION 11; THENCE SOUTH 89°58'22" WEST 1330.34 FEET ON THE SOUTH LINE OF THE SE1/4-NE1/4 OF SAID SECTION 11 TO THE POINT OF BEGINNING, CONTAINING 6.58 ACRES.

3. The following real estate description outlines all of the requested property to be annexed as part of this Application for Voluntary Annexation into the City of Webster City, Iowa, including both consenting and nonconsenting owners:

A PARCEL OF LAND LOCATED IN THE NW1/4 OF SECTION 11, TOWNSHIP 88 NORTH, RANGE 26 WEST OF THE 5TH P.M., HAMILTON COUNTY, IOWA DESCRIBED AS FOLLOWS:

BEGINNING AT THE W1/4 CORNER OF SAID SECTION 11; THENCE NORTH 89°32'39" EAST 2533.20 FEET ON THE SOUTH LINE OF THE NW1/4 OF SAID SECTION 11; THENCE NORTH 44°34'09" EAST 147.04 FEET TO A POINT ON THE EAST LINE OF THE NW1/4 OF SAID SECTION 11; THENCE NORTH 00°23'30" WEST 2495.95 FEET ON SAID EAST LINE TO A POINT ON THE SOUTH RIGHTOF-WAY LINE OF COUNTY ROAD 230TH STREET; THENCE SOUTH 89°45'03" WEST 1312.24 FEET ON SAID SOUTH LINE TO A POINT ON THE EAST LINE OF

LOT 1 OF REVEIZ SUBDIVISION RECORDED IN PLAT CABINET A, SLIDE 33, PAGE 1 OF THE HAMILTON COUNTY RECORDER'S OFFICE; THENCE SOUTH 00°15'11" EAST 384.97 FEET ON SAID EAST LINE TO THE SOUTHEAST CORNER OF SAID LOT 1; THENCE SOUTH 88°17'47" WEST 201.49 FEET ON THE SOUTH LINE TO THE SOUTHWEST CORNER OF SAID LOT 1; THENCE NORTH 00°15'13" WEST 390.07 FEET ON THE WEST LINE OF SAID LOT 1 TO THE AFORESAID SOUTH RIGHT-OF-WAY LINE OF COUNTY ROAD 230TH STREET; THENCE SOUTH 89°45'03" WEST 1110.81 FEET ON SAID SOUTH LINE TO A POINT ON THE WEST LINE OF THE NW1/4 OF SAID SECTION 11; THENCE SOUTH 00°06'53" EAST 2609.38 FEET TO THE POINT OF BEGINNING, CONTAINING 155.40 ACRES.

AND

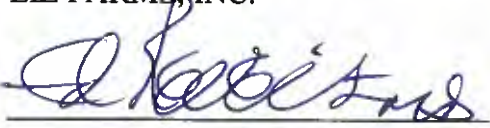
A PARCEL OF LAND LOCATED IN THE NE1/4 OF SECTION 11, TOWNSHIP 88 NORTH, RANGE 26 WEST OF THE 5TH P.M., HAMILTON COUNTY, IOWA DESCRIBED AS FOLLOWS:

BEGINNING AT THE E1/4 CORNER OF SAID SECTION 11; THENCE NORTH 00°35'09" WEST 1650.86 FEET ON THE EAST LINE OF SAID NE1/4; THENCE SOUTH 89°24'55" WEST 383.00 FEET; THENCE SOUTH 00°35'05" EAST 484.36 FEET; THENCE SOUTH 89°22'51" WEST 945.32 FEET TO A POINT ON THE WEST LINE OF THE SE1/4-NE1/4 OF SAID SECTION 11; THENCE SOUTH 00°29'07" EAST 1162.50 FEET ON SAID WEST LINE TO A POINT ON THE SOUTH LINE OF THE NE1/4 OF SAID SECTION 11; THENCE NORTH 89°33'47" EAST 1330.34 FEET ON SAID SOUTH LINE TO THE POINT OF BEGINNING, CONTAINING 39.79 ACRES.

4. Attached hereto as "Attachment A" and "Attachment B" are maps of the area showing the location of the properties described above to the City limits of Webster City and the relationship of the described properties to the City of Webster City.
5. The undersigned respectfully requests and consent to the annexation of the above-described real estate into the City of Webster City, Iowa pursuant to Iowa Code Chapter 368.

Pursuant to this request, the undersigned request the above-described real estate be annexed into the City of Webster City, Iowa.

REVEIZ FARMS, INC.


By: 
Eduardo Reveiz, M.D., President

By: 
Paulette Reveiz, Secretary

STATE OF IOWA, COUNTY OF Polk : ss

On this 22nd day of February 2021, before me, the undersigned a Notary Public in and for the said State, personally appeared Eduardo Reveiz, M.D. and Paulette Reveiz, both to me personally known, who being by me duly sworn, did say that they are the President and Secretary of Reveiz Farms, Inc; that (a) no seal has been procured by said Corporation, and that the said instrument was signed on behalf of said Corporation by authority of its Board of Directors; and that the said Eduardo Reveiz, M.D. and Paulette Reveiz, as such President and Secretary, acknowledged the execution of said instrument to be the voluntary act and deed of said Corporation, by it and by them voluntarily executed.


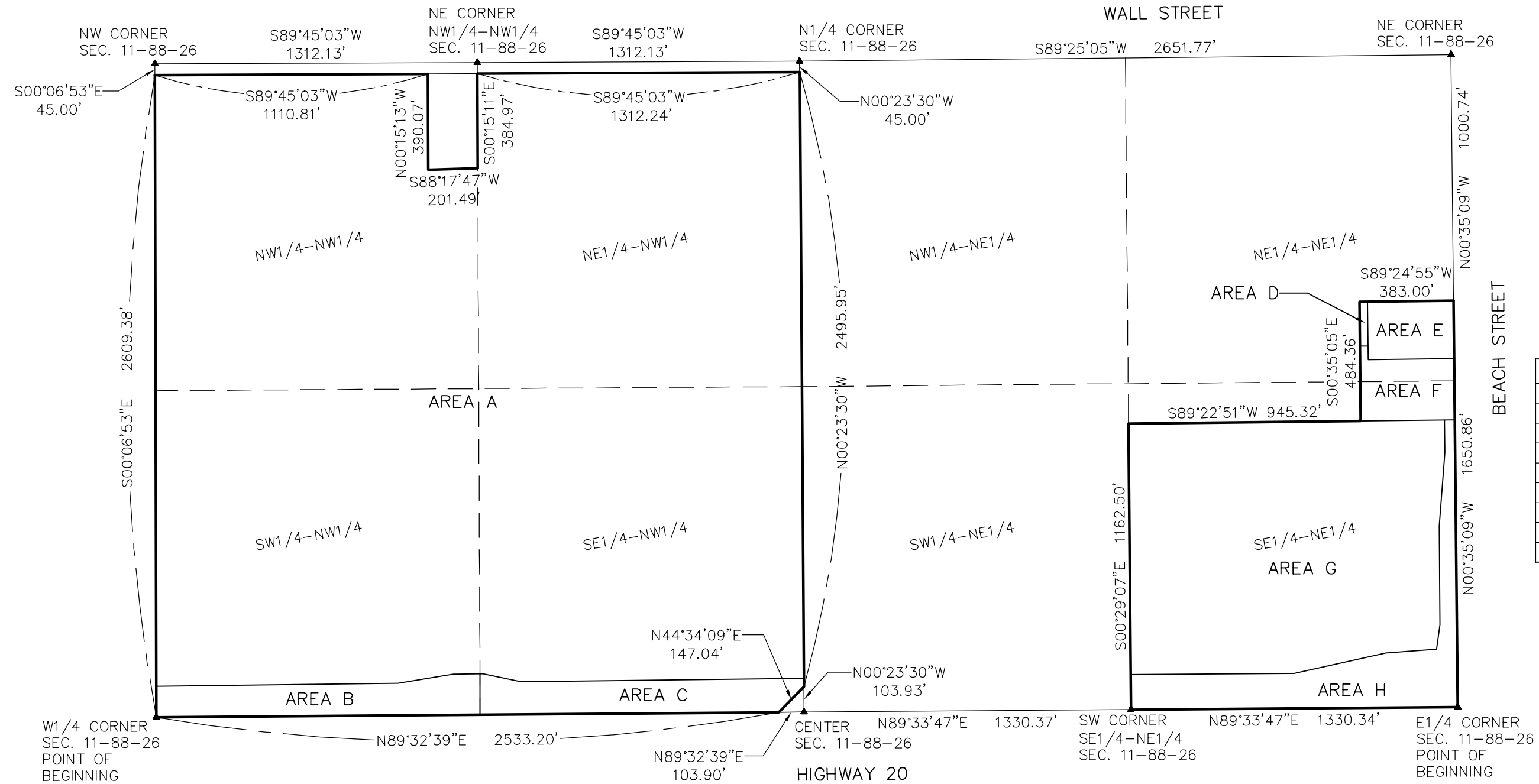



Notary Public in and for the State of Iowa.

ATTACHMENT A

WEST ANNEXATION PARCEL
PART OF THE NW1/4 OF SECTION 11-88-26

EAST ANNEXATION PARCEL
PART OF THE NE1/4 OF SECTION 11-88-26



NO SCALE
JANUARY 2021

INDEX OF OWNER	
AREA	OWNER
A	REVEIZ FARMS, INC.
B	STATE OF IOWA
C	STATE OF IOWA
D	KATERINE M. FINUCAN LIVING TRUST
E	MARK R. AND PEGGY A. ROBERTS
F	KATERINE M. FINUCAN LIVING TRUST
G	REVEIZ FARMS, INC.
H	STATE OF IOWA

**NOTICE
TO RESIDENTS OF WEBSTER CITY, IOWA**

The City of Webster City has received an Application for Voluntary Annexation from Reveiz Farms, Inc., Eduardo Reveiz, M.D., President, and Paulette Reveiz, Secretary. Said property is located in Hamilton County and described as follows:

WEST ANNEXATION (PART OF THE NW1/4 OF SECTION 11-88-26)

A PARCEL OF LAND LOCATED IN THE NW1/4 OF SECTION 11, TOWNSHIP 88 NORTH, RANGE 26 WEST OF THE 5TH P.M., HAMILTON COUNTY, IOWA DESCRIBED AS FOLLOWS:

BEGINNING AT THE W1/4 CORNER OF SAID SECTION 11; THENCE NORTH 89°32'39" EAST 2533.20 FEET ON THE SOUTH LINE OF THE NW1/4 OF SAID SECTION 11; THENCE NORTH 44°34'09" EAST 147.04 FEET TO A POINT ON THE EAST LINE OF THE NW1/4 OF SAID SECTION 11; THENCE NORTH 00°23'30" WEST 2495.95 FEET ON SAID EAST LINE TO A POINT ON THE SOUTH RIGHT-OF-WAY LINE OF COUNTY ROAD 230TH STREET; THENCE SOUTH 89°45'03" WEST 1312.24 FEET ON SAID SOUTH LINE TO A POINT ON THE EAST LINE OF LOT 1 OF REVEIZ SUBDIVISION RECORDED IN PLAT CABINET A, SLIDE 33, PAGE 1 OF THE HAMILTON COUNTY RECORDER'S OFFICE; THENCE SOUTH 00°15'11" EAST 384.97 FEET ON SAID EAST LINE TO THE SOUTHEAST CORNER OF SAID LOT 1; THENCE SOUTH 88°17'47" WEST 201.49 FEET ON THE SOUTH LINE TO THE SOUTHWEST CORNER OF SAID LOT 1; THENCE NORTH 00°15'13" WEST 390.07 FEET ON THE WEST LINE OF SAID LOT 1 TO THE AFORESAID SOUTH RIGHT-OF-WAY LINE OF COUNTY ROAD 230TH STREET; THENCE SOUTH 89°45'03" WEST 1110.81 FEET ON SAID SOUTH LINE TO A POINT ON THE WEST LINE OF THE NW1/4 OF SAID SECTION 11; THENCE SOUTH 00°06'53" EAST 2609.38 FEET TO THE POINT OF BEGINNING, CONTAINING 155.40 ACRES.

AND

EAST ANNEXATION (PART OF THE NE1/4 OF SECTION 11-88-26)

A PARCEL OF LAND LOCATED IN THE NE1/4 OF SECTION 11, TOWNSHIP 88 NORTH, RANGE 26 WEST OF THE 5TH P.M., HAMILTON COUNTY, IOWA DESCRIBED AS FOLLOWS:

BEGINNING AT THE E1/4 CORNER OF SAID SECTION 11; THENCE NORTH 00°35'09" WEST 1650.86 FEET ON THE EAST LINE OF SAID NE1/4; THENCE SOUTH 89°24'55" WEST 383.00 FEET; THENCE SOUTH 00°35'05" EAST 484.36 FEET; THENCE SOUTH 89°22'51" WEST 945.32 FEET TO A POINT ON THE WEST LINE OF THE SE1/4-NE1/4 OF SAID SECTION 11; THENCE SOUTH 00°29'07" EAST 1162.50 FEET ON SAID WEST LINE TO A POINT ON THE SOUTH LINE OF THE NE1/4 OF SAID SECTION 11; THENCE NORTH 89°33'47" EAST 1330.34 FEET

ON SAID SOUTH LINE TO THE POINT OF BEGINNING, CONTAINING 39.79 ACRES.

The Webster City City Council will be addressing this Application at the City Council meeting on July 19, 2021.

For questions relating to this annexation, contact Karla Wetzler, 515-832-9151, during normal working hours (8-5 p.m.) Monday through Friday, at City Hall, 400 Second Street, Webster City, Iowa.

RESOLUTION NO. 2021 - ____

**ASSENTING TO THE ANNEXATION OF CERTAIN REAL ESTATE
TO THE CITY OF WEBSTER CITY, IOWA**

WHEREAS, the City of Webster City, State of Iowa, is a duly organized municipal corporation; and,

WHEREAS, there has been presented to the City Council of said City an Application for Annexation, as required by Section 368.7 of the Code of Iowa, executed by Reveiz Farms, Inc., Eduardo Reveiz, M.D., President, and Paulette Reveiz, Secretary, owners of the real estate to be annexed, said real estate lying adjacent to the existing City limits of the City, with the owners of the parcels shown on the accompanying plat in Attachment "A" attached hereto; and,

WHEREAS, Section 368.7 of the Iowa State Code allows territory comprising not more than twenty percent of land area to be included in the application without the consent of the owner to avoid creating an island or to create more uniform boundaries as shown on the accompanying plat in Attachment "B" attached hereto; and,

WHEREAS, the City of Webster City, Iowa, desires to annex said territory upon the Application heretofore presented.

NOW THEREFORE BE IT RESOLVED by the City Council of the City of Webster City, Iowa, as follows:

1. That the application for annexation of the real estate and Attachment "A" and Attachment "B" attached hereto is hereby approved.
2. That on the passage of this Resolution this territory shall thereafter be and become a part of the City of Webster City, Iowa.
3. That the City Clerk shall forthwith cause this Resolution, and the exhibits attached hereto, to be filed with the City Development Board, 1963 Bell Avenue, Des Moines, Iowa 50315, for their approval.

Passed and approved by the City Council of the City of Webster City, Iowa, this 19th day of July, 2021.

Ayes: _____

Nays: _____

John Hawkins, Mayor

Attest:

Karyl Bonjour, City Clerk

VOLUNTARY ANNEXATION: CLERK'S RECORD

I, Karyl Bonjour, City Clerk of the City of Webster City, Iowa, hereby certify that the above and foregoing Resolution is a true copy as shown by the records of the City of Webster City, Iowa.

Karyl Bonjour, City Clerk



MEMORANDUM

TO: Mayor and Council
FROM: Ken Wetzler, Public Works Director
DATE: July 12, 2021
RE: 2021 Bridge Repair Project

SUMMARY: The 2021 Bridge Repair Project was sent out for bids. The project will consist of performing repairs to the Overpass Drive Bridge over the CN Railroad and the Second Street Bridge over the Boone River.

PREVIOUS COUNCIL ACTION: Council authorized the CIP for Bridge Repairs.

BACKGROUND/DISCUSSION: The 2021 Bridge Repair Project will include the following:

Overpass Drive Bridge Repairs (026350);

1. 6 deck joints
2. 1 deck spall

Second Street Bridge Repairs (026370);

1. 2 deck joints
2. 2 cantilever sidewalk beams
3. Clean and paint girder ends and bearings

The scheduled completion date is October 31, 2021

The bid letting was held July 8, 2021 at 2p.m. in City Hall.

The Engineers opinion of probable cost was \$115,000.00

Snyder & Associates Engineering has recommended that City award the contract to Jasper Construction Services, Inc., Newton, Iowa 50208 in the total amount of \$133,565.00. Note attached engineer letter of recommendation.

<u>Name and City, State of Contractor</u>	<u>Amount of Bid</u>
Jasper Construction Services, Inc. Newton, Iowa	\$133,565.00
Minturn, Inc. Brooklyn, Iowa	\$166,135.00
Cramer and Associated, Inc. Grimes, Iowa	\$270,175.00

FINANCIAL IMPLICATIONS: Funding for the project is from Road Use Tax. The opinion of probable cost for both the construction and the materials is as follows (includes construction, engineering, construction observation, and contingency):

BASE BID	
Subtotal Construction Cost	\$115,000.00
Construction Contingency	\$12,000.00

<u>Engineering, Construction, and Administration</u>	<u>\$5,250.00</u>
Total Project Cost	\$132,250.00

RECOMMENDATION: The 2021 Bridge Repair Project be competed as described in the plans and specification and award the contract to Jasper Construction Services Inc., 928 N. 19th Ave E #1863, Newton, Iowa in the amount of \$133,565.00

ALTERNATIVES: The City Council could choose to delay the repair project, or direct other alternatives for the Bridges.



July 13, 2021

Ken Wetzler
City of Webster City
400 East Second Street
Webster City, Iowa 50595

RE: REPORT OF BIDS AND RECOMMENDATION OF AWARD
2021 BRIDGE REPAIR PROJECT
SBI PROJECT NO. - 121.0144.03

Dear Mr. Wetzler,

On Thursday, July 8, 2021 at 2:00 PM the City received four (4) bids for the above noted project. One (1) bid did not meet submittal requirements. This bid was not opened and was returned to bidder. Three (3) bids were opened and read aloud publicly at City Hall. Based on the unit prices and calculation of the total bid amounts, the lowest bidder was Jasper Construction Services, Inc. from Newton, Iowa with a Total Construction Bid amount of \$133,565.00. The engineer's estimate of probable construction costs was \$115,000.00. A summary of the bid results are below and the bid tabulation is attached for additional information.

Bidder Name	Total Construction Bid
Jasper Construction Services, Inc.	\$ 133,565.00
Minturn, Inc.	\$ 166,135.00
Cramer and Associates, Inc.	\$ 217,175.00

Our previous experience with Jasper Construction Services, Inc. has shown that they have the proper equipment, materials, workforce, and experience to complete the project as specified. Based on this information, Shuck Britson, Inc. recommends the City to accept the bids and award the construction contract for the Total Bid to the low bidder, Jasper Construction Services, Inc.

The contract documents have been sent to Jasper Construction Services, Inc. and will be forwarded to the City by Jasper Construction Services, Inc. for final execution. The preconstruction meeting will be planned for late July to August 2021 with construction following.

If you have any questions relating to this project, please don't hesitate to call.



Respectfully,

SHUCK-BRITSON, INC.

A handwritten signature in blue ink that reads 'Anna L. Gahm'.

Anna Gahm, E.I.
Project Manager

cc: Cliff Rhoads, Jasper Construction Services, Inc.

Enclosure: Bid Tabulation

TABULATION OF BIDS
2021 Bridge Repair Project

City of Webster, IA
Project No. 121.0144.03
Bid Date/Time: July 8, 2017 at 2:00 PM

ITEM	DESCRIPTION	UNIT	QUANTITY	ENGINEER'S ESTIMATE		1 Cramer and Associated, Inc. Grimes, IA		2 Minturn, Inc. Brooklyn, IA		3 Jasper Construction Services, Inc. Newton, IA	
				UNIT PRICE	TOTAL PRICE	UNIT PRICE	TOTAL PRICE	UNIT PRICE	TOTAL PRICE	UNIT PRICE	TOTAL PRICE
BID 026350											
1	Removals, As per Plan	LS	1	\$ 10,000.00	\$ 10,000.00	\$ 27,000.00	\$ 27,000.00	\$ 11,650.00	\$ 11,650.00	\$ 10,000.00	\$ 10,000.00
2	Deck Repair, Class A	SY	30	\$ 500.00	\$ 15,000.00	\$ 350.00	\$ 10,500.00	\$ 1,000.00	\$ 30,000.00	\$ 200.00	\$ 6,000.00
3	Preformed Elastic Neoprene Joint	LF	37	\$ 135.14	\$ 5,000.00	\$ 225.00	\$ 8,325.00	\$ 200.00	\$ 7,400.00	\$ 25.00	\$ 925.00
4	Neoprene Gland Installation and Testing	LF	111	\$ 90.09	\$ 10,000.00	\$ 190.00	\$ 21,090.00	\$ 135.00	\$ 14,985.00	\$ 400.00	\$ 44,400.00
5	Pressure Relief Joint, CF	LF	74	\$ 54.05	\$ 4,000.00	\$ 150.00	\$ 11,100.00	\$ 100.00	\$ 7,400.00	\$ 60.00	\$ 4,440.00
6	Mobilization	LS	1	\$ 5,000.00	\$ 5,000.00	\$ 8,000.00	\$ 8,000.00	\$ 7,900.00	\$ 7,900.00	\$ 7,500.00	\$ 7,500.00
				Subtotal:	\$ 49,000.00	Subtotal:	\$ 86,015.00	Subtotal:	\$ 79,335.00	Subtotal:	\$ 73,265.00
BID 026370											
1	Removals, As per Plan	LS	1	\$ 5,000.00	\$ 5,000.00	\$ 34,000.00	\$ 34,000.00	\$ 7,500.00	\$ 7,500.00	\$ 6,000.00	\$ 6,000.00
2	Structural Concrete (Miscellaneous)	CY	1	\$ 2,000.00	\$ 2,000.00	\$ 7,500.00	\$ 7,500.00	\$ 9,100.00 (1)	\$ 9,100.00	\$ 4,000.00	\$ 4,000.00
3	Deck Repair, Class A	SY	10	\$ 500.00	\$ 5,000.00	\$ 350.00	\$ 3,500.00	\$ 1,000.00	\$ 10,000.00	\$ 200.00	\$ 2,000.00
4	Steel Extrusion Joint	LF	8	\$ 750.00	\$ 6,000.00	\$ 1,500.00	\$ 12,000.00	\$ 1,350.00	\$ 10,800.00	\$ 900.00	\$ 7,200.00
5	Neoprene Gland Installation and Testing	LF	68	\$ 58.82	\$ 4,000.00	\$ 190.00	\$ 12,920.00	\$ 100.00	\$ 6,800.00	\$ 75.00	\$ 5,100.00
6	Bridge Cleaning for Painting	LS	1	\$ 14,000.00	\$ 14,000.00	\$ 11,000.00	\$ 11,000.00	\$ 450.00	\$ 450.00	\$ 6,000.00	\$ 6,000.00
7	Painting of Structural Steel	LS	1	\$ 12,000.00	\$ 12,000.00	\$ 15,740.00	\$ 15,740.00	\$ 18,500.00	\$ 18,500.00	\$ 10,000.00	\$ 10,000.00
8	Traffic Control	LS	1	\$ 3,000.00	\$ 3,000.00	\$ 4,500.00	\$ 4,500.00	\$ 4,000.00	\$ 4,000.00	\$ 500.00	\$ 500.00
9	Mobilization	LS	1	\$ 5,000.00	\$ 5,000.00	\$ 12,000.00	\$ 12,000.00	\$ 8,650.00	\$ 8,650.00	\$ 7,500.00	\$ 7,500.00
10	Repair Beam Ends	EA	1	\$ 10,000.00	\$ 10,000.00	\$ 18,000.00	\$ 18,000.00	\$ 11,000.00	\$ 11,000.00	\$ 12,000.00	\$ 12,000.00
				Subtotal:	\$ 66,000.00	Subtotal:	\$ 131,160.00	Subtotal:	\$ 86,800.00	Subtotal:	\$ 60,300.00
TOTAL BID:					\$ 115,000.00	\$ 217,175.00		\$ 166,135.00		\$ 133,565.00	
BID SECURITY:						10%		10%		10%	

Notes

- 1- Extended bid price was incorrectly listed as \$91000.00. Does not affect bid results.

RESOLUTION NO. 2021 - _____

**FINALLY APPROVING AND CONFIRMING PLANS, SPECIFICATIONS
AND FORM OF CONTRACT AND ESTIMATE OF COST FOR THE
2021 BRIDGE REPAIR PROJECT**

WHEREAS, this Council has heretofore approved plans, specifications and form of contract for the proposed construction of the 2021 Bridge Repair Project, as described in the resolution providing for a notice of hearing on proposed plans and specifications and proposed form of contract for such 2021 Bridge Repair Project and the taking of bids therefor; and

WHEREAS, hearing has been held on objections to the proposed plans, specifications, and form of contract and to the cost of the 2021 Bridge Repair Project, and no objections were provided.

NOW THEREFORE IT IS RESOLVED by the Council of Webster City, Iowa, as follows:

That the plans, specifications and form of contract, and estimate of cost referred to in the preamble hereof be and the same are hereby finally approved and the prior action of the Council approving them is hereby finally confirmed, and the aforementioned public improvement to be constructed in accordance with the plans, specifications and form of contract is necessary and desirable.

Passed and adopted this 19th day of July, 2021.

John Hawkins, Mayor

ATTEST: _____
Karyl K. Bonjour, City Clerk

RESOLUTION NO. 2021 - _____

**AWARDING CONTRACT FOR THE
2021 BRIDGE REPAIR PROJECT**

WHEREAS, pursuant to notice duly published in the manner and form prescribed by resolution of this Council and as required by law, bids and proposals were received by this Council for the 2021 Bridge Repair Project: and,

WHEREAS, all of the said bids and proposals have been carefully considered, and it is necessary and advisable that provision be made for the award of the contract for the project.

NOW, THEREFORE, IT IS RESOLVED by the City Council of the City of Webster City, Iowa, as follows:

SECTION 1. The bid for the project submitted by the following contractor is fully responsive to the plans and specifications for the project, heretofore approved by the Council, and is the lowest responsible bid received, such bid being as follows:

<u>NAME AND ADDRESS OF CONTRACTOR</u>	<u>AMOUNT OF BID</u>
Jasper Construction Services Inc., 928 N. 19 th Ave E #1863, Newton, IA	\$133,565.00

SECTION 2. The contract for the Project be and the same is hereby awarded to such contractor at the total estimated cost set out above, the final settlement to be made on the basis of the unit prices therein set out and the actual final quantities of each class of materials furnished, the said contract to be subject to the terms of the aforementioned resolution, the notice of hearing and letting, the plans and specifications and the terms of the bidder's written proposal.

SECTION 3. The Mayor and City Clerk are hereby authorized and directed to enter into a written contract with said contractor for the project.

SECTION 4. The amount of the contractor's performance and/or payment bonds is hereby fixed and determined to be 100% of the amount of the contract.

BE IT FURTHER RESOLVED that said agreement is hereby approved upon being executed by both parties.

Passed and adopted this 19th day of July 2021.

John Hawkins, Mayor

ATTEST:

Karyl K. Bonjour, City Clerk



MEMORANDUM

TO: Mayor and Council

FROM: Ken Wetzler, Public Works Director

DATE: July 12, 2021

RE: 2021 River Street Water Main Project

SUMMARY: The 2021 River Street Water Main Project was sent out for bids. The project will consist of new water main, water services to the curb box new fire hydrants. Replacing the existing.

PREVIOUS COUNCIL ACTION: Council authorized the project in the 2021-2022 CIP.

BACKGROUND/DISCUSSION: The 2021 River Street Water Main Project will include the installation of approximately 2,500 LF of 8" ductile iron water main, water service lines, new fire hydrants, 400 SY Full Depth PCC Patches, 400 SY of Pavement Removal.

The scheduled completion date is October 15, 2021

The bid letting was held July 8, 2021 at 3p.m. in City Hall.

The Engineers opinion of probable cost was \$454,000.00

Snyder & Associates Engineering has recommended that City award the contract to Wunsch Construction Inc. Greene, Iowa in the total amount of \$387,671.50. Note attached engineer letter of recommendation.

<u>Name and City, State of Contractor</u>	<u>Amount of Bid</u>
Wunsch Construction Inc., Greene, Iowa	\$387,671.50
Riley Armstrong, Fort Dodge, Iowa	\$405,131.10
On Track Construction LLC., Nevada, Iowa	\$443,473.00
King Construction, Iowa Falls, Iowa	\$582,250.00
J & K Contracting, Ames, Iowa	\$394,995.00

FINANCIAL IMPLICATIONS: Funding for the project is from the Water Bond funds. The opinion of probable cost for both the construction and the materials is as follows (includes construction, engineering, construction observation, and contingency):

Construction Cost	\$432,700.00
Plus Contingency 5%	<u>\$ 21,500.00</u>
Total Construction Costs	\$454,200.00
Engineering, Construction, and Administration	<u>\$103,800.00</u>
Total Project Cost	\$558,000.00

RECOMMENDATION: The 2021 River Street Water Main Project be competed as described in the plans and specification and award the contract to Wunsch Construction Inc., 110 E. Traer St., Greene, Iowa 50636 in the amount of \$387,671.50

ALTERNATIVES: The City Council could choose to delay the project, or direct other alternatives for the River Street water main project.

July 12, 2021

Ken Wetzler
City of Webster City
400 East Second Street
Webster City, Iowa 50595

RE: REPORT OF BIDS AND RECOMMENDATION OF AWARD
2021 RIVER STREET WATER MAIN PROJECT
S&A PROJECT NO. – 120.0435

Dear Mr. Wetzler,

On Thursday, July 8, 2021 at 3:00 PM the City received five (5) bids for the above noted project, which were opened and read aloud publicly at City Hall. Based on the unit prices and calculation of the total bid amounts, the lowest bidder was Wunsch Construction, Inc. from Greene, Iowa with a Total Construction Bid amount of \$387,671.50. The engineer's estimate of probable construction costs was \$432,700.00. A summary of the bid results are below and the bid tabulation is attached for additional information.

Bidder Name	Total Construction Bid
Wunsch Construction, Inc.	\$ 387,671.50
J&K Contracting	\$ 394,995.00
Riley Armstrong Plumbing & Heating, Inc.	\$ 405,131.10
On Track Construction, LLC	\$ 443,473.00
King Contracting, LLC	\$ 582,250.00

Our previous experience with Wunsch Construction, Inc. has shown that they have the proper equipment, materials, workforce, and experience to complete the project as specified. Based on this information, Snyder & Associates, Inc. recommends the City to accept the bids and award the construction contract for the Total Bid to the low bidder, Wunsch Construction, Inc.

The contract documents have been sent to Wunsch Construction, Inc. and will be forwarded to the City by Wunsch Construction, Inc. for final execution. The preconstruction meeting will be planned for late July to August 2021 with construction following.

Mr. Ken Wetzler
2021 River Street Water Main Project
July 12, 2021
Page 2 of 2

If you have any questions relating to this project, please don't hesitate to call.

Sincerely,

SNYDER & ASSOCIATES, INC.

A handwritten signature in blue ink that reads "Toni R. Tabbert". The signature is written in a cursive style with a large, sweeping initial 'T'.

Toni R. Tabbert, P.E.

Enclosures

CC: Marlyn Wunsch, Wunsch Construction, Inc.

RESOLUTION NO. 2021 - _____

**FINALLY APPROVING AND CONFIRMING PLANS, SPECIFICATIONS
AND FORM OF CONTRACT AND ESTIMATE OF COST FOR THE
2021 RIVER STREET WATER MAIN PROJECT**

WHEREAS, this Council has heretofore approved plans, specifications and form of contract for the proposed construction of the 2021 River Street Water Main Project, as described in the resolution providing for a notice of hearing on proposed plans and specifications and proposed form of contract for such 2021 River Street Water Main Project and the taking of bids therefor; and

WHEREAS, hearing has been held on objections to the proposed plans, specifications, and form of contract and to the cost of the 2021 River Street Water Main Project, and no objections were provided.

NOW THEREFORE IT IS RESOLVED by the Council of Webster City, Iowa, as follows:

That the plans, specifications and form of contract, and estimate of cost referred to in the preamble hereof be and the same are hereby finally approved and the prior action of the Council approving them is hereby finally confirmed, and the aforementioned public improvement to be constructed in accordance with the plans, specifications and form of contract is necessary and desirable.

Passed and adopted this 19th day of July, 2021.

John Hawkins, Mayor

ATTEST: _____
Karyl K. Bonjour, City Clerk

RESOLUTION NO. 2021 - _____

**AWARDING CONTRACT FOR THE
2021 RIVER STREET WATER MAIN PROJECT**

WHEREAS, pursuant to notice duly published in the manner and form prescribed by resolution of this Council and as required by law, bids and proposals were received by this Council for the 2021 River Street Water Main Project: and,

WHEREAS, all of the said bids and proposals have been carefully considered, and it is necessary and advisable that provision be made for the award of the contract for the project.

NOW, THEREFORE, IT IS RESOLVED by the City Council of the City of Webster City, Iowa, as follows:

SECTION 1. The bid for the project submitted by the following contractor is fully responsive to the plans and specifications for the project, heretofore approved by the Council, and is the lowest responsible bid received, such bid being as follows:

<u>NAME AND ADDRESS OF CONTRACTOR</u>	<u>AMOUNT OF BID</u>
Wunsch Construction Inc., 110 E. Traer St., Greene, Iowa 50636	\$387,671.50

SECTION 2. The contract for the Project be and the same is hereby awarded to such contractor at the total estimated cost set out above, the final settlement to be made on the basis of the unit prices therein set out and the actual final quantities of each class of materials furnished, the said contract to be subject to the terms of the aforementioned resolution, the notice of hearing and letting, the plans and specifications and the terms of the bidder's written proposal.

SECTION 3. The Mayor and City Clerk are hereby authorized and directed to enter into a written contract with said contractor for the project.

SECTION 4. The amount of the contractor's performance and/or payment bonds is hereby fixed and determined to be 100% of the amount of the contract.

BE IT FURTHER RESOLVED that said agreement is hereby approved upon being executed by both parties.

Passed and adopted this 19th day of July 2021.

John Hawkins, Mayor

ATTEST:

Karyl K. Bonjour, City Clerk



MEMORANDUM

TO: Mayor and Council

FROM: Ken Wetzler, Public Works Director

DATE: July 12, 2021

RE: Edgewood Water Main Loop Project

SUMMARY: The Edgewood Water Main Loop Project was sent out for bids. The project will consist of installing a new water main from just north of the City Maintenance Facility to Edgewood Drive.

PREVIOUS COUNCIL ACTION: Council authorized the project in the 2021-2022 CIP.

BACKGROUND/DISCUSSION: The Edgewood Water Main Loop Project will include the installation of approximately 640 Lineal Feet of water main, either 12" PVC or 14" HDPE water main. From the City Maintenance Facility on East Ohio Street going under the Union Pacific Railroad to Edgewood Drive.

The scheduled completion date is November 19th, 2021

The bid letting was held July 8, 2021 at 3:30 p.m. in City Hall.

The Engineers opinion of probable cost was \$340,050.00

Snyder & Associates Engineering has recommended that City award the contract to GM Contracting Inc., Lake Crystal, Minnesota, in the total amount of \$388,938.27. Note attached engineer letter of recommendation.

<u>Name and City, State of Contractor</u>	<u>Amount of Bid</u>
GM Contracting Inc., Lake Crystal, Minnesota	\$388,938.27

FINANCIAL IMPLICATIONS: Funding for the project is from the Water Bond funds. The opinion of probable cost for both the construction and the materials is as follows (includes construction, engineering, construction observation, and contingency):

BASE BID	
Subtotal Construction Cost	\$ 255,990.00
Construction Contingency	\$ 13,000.00
Construction Cost Total	\$ 268,990.00
Engineering, Construction, and Administration	\$ 71,060.00
Total Project Cost	\$ 340,050.00

RECOMMENDATION: The Edgewood Water main Loop Project be competed as described in the plans and specification and award the contract to GM Contracting Inc., 19810 515th Ave, Lake Crystal, MN 56055 in the amount of \$388,938.27.

ALTERNATIVES: The City Council could choose to delay the project, or direct other alternatives for the Edgewood Water Main Loop Project.

July 13th, 2021

Ken Wetzler
City of Webster City
400 East Second Street
Webster City, Iowa 50595

RE: REPORT OF BIDS AND RECOMMENDATION OF AWARD
EDGEWOOD WATER MAIN LOOP PROJECT
S&A PROJECT NO. – 120.0424

Dear Mr. Wetzler,

On Thursday, July 8, 2021 at 3:30 PM the City received one (1) bid for the above noted project, which was opened and read aloud publicly at City Hall. The only bidder was GM Contracting, Inc. from Lake Crystal, Minnesota with a Total Construction Bid amount of \$388,938.27. The engineer's estimate of probable construction costs was \$255,990.00. A summary of the bid results are below and the bid tabulation is attached for additional information.

Bidder Name	Total Construction Bid
GM Contracting Inc.	\$ 388,938.27

Our previous experience with GM Contracting, Inc. has shown that they have the proper equipment, materials, workforce, and experience to complete the project as specified. Based on this information, Snyder & Associates, Inc. recommends the City to accept the bids and award the construction contract for the Total Bid to the low bidder, GM Contracting, Inc.

The contract documents have been sent to GM Contracting, Inc. and will be forwarded to the City by GM Contracting, Inc. for final execution. The preconstruction meeting will be planned for late July to August 2021 with construction following.

Mr. Ken Wetzler
Edgewood Water Main Loop Project
July 13, 2021
Page 2 of 2

If you have any questions relating to this project, please don't hesitate to call.

Sincerely,

SNYDER & ASSOCIATES, INC.

A handwritten signature in blue ink that reads "Toni R. Tabbert". The signature is written in a cursive style with a large, sweeping initial "T".

Toni R. Tabbert, P.E.

Enclosures

CC: Mike Urban, GM Contracting, Inc.

RESOLUTION NO. 2021 - _____

**FINALLY APPROVING AND CONFIRMING PLANS, SPECIFICATIONS
AND FORM OF CONTRACT AND ESTIMATE OF COST FOR THE
EDGEWOOD WATER MAIN LOOP PROJECT**

WHEREAS, this Council has heretofore approved plans, specifications and form of contract for the proposed construction of the Edgewood Water Main loop Project, as described in the resolution providing for a notice of hearing on proposed plans and specifications and proposed form of contract for such Edgewood Water Main Loop Project and the taking of bids therefor; and

WHEREAS, hearing has been held on objections to the proposed plans, specifications, and form of contract and to the cost of the Edgewood Water Main Loop Repair Project, and no objections were provided.

NOW THEREFORE IT IS RESOLVED by the Council of Webster City, Iowa, as follows:

That the plans, specifications and form of contract, and estimate of cost referred to in the preamble hereof be and the same are hereby finally approved and the prior action of the Council approving them is hereby finally confirmed, and the aforementioned public improvement to be constructed in accordance with the plans, specifications and form of contract is necessary and desirable.

Passed and adopted this 19th day of July, 2021.

John Hawkins, Mayor

ATTEST: _____
Karyl K. Bonjour, City Clerk

RESOLUTION NO. 2021 - _____

**AWARDING CONTRACT FOR THE
EDGEWOOD WATER MAIN LOOP PROJECT**

WHEREAS, pursuant to notice duly published in the manner and form prescribed by resolution of this Council and as required by law, bids and proposals were received by this Council for the Edgewood Water Main Loop Project: and,

WHEREAS, all of the said bids and proposals have been carefully considered, and it is necessary and advisable that provision be made for the award of the contract for the project.

NOW, THEREFORE, IT IS RESOLVED by the City Council of the City of Webster City, Iowa, as follows:

SECTION 1. The bid for the project submitted by the following contractor is fully responsive to the plans and specifications for the project, heretofore approved by the Council, and is the lowest responsible bid received, such bid being as follows:

<u>NAME AND ADDRESS OF CONTRACTOR</u>	<u>AMOUNT OF BID</u>
GM Contracting Inc., 19810 515 th Ave, Lake Crystal, MN. 56055	\$388,938.27

SECTION 2. The contract for the Project be and the same is hereby awarded to such contractor at the total estimated cost set out above, the final settlement to be made on the basis of the unit prices therein set out and the actual final quantities of each class of materials furnished, the said contract to be subject to the terms of the aforementioned resolution, the notice of hearing and letting, the plans and specifications and the terms of the bidder's written proposal.

SECTION 3. The Mayor and City Clerk are hereby authorized and directed to enter into a written contract with said contractor for the project.

SECTION 4. The amount of the contractor's performance and/or payment bonds is hereby fixed and determined to be 100% of the amount of the contract.

BE IT FURTHER RESOLVED that said agreement is hereby approved upon being executed by both parties.

Passed and adopted this 19th day of July 2021.

John Hawkins, Mayor

ATTEST:

Karyl K. Bonjour, City Clerk

ORDINANCE NO. 2021 –

AN ORDINANCE AMENDING THE CODE OF ORDINANCES OF THE CITY OF WEBSTER CITY, IOWA, 2019, BY AMENDING ARTICLE III TO CHAPTER 20 PERTAINING TO HOTEL/MOTEL TAX BOARD IN THE CITY OF WEBSTER CITY, IOWA.

BE IT ENACTED BY THE CITY COUNCIL OF THE CITY OF WEBSTER CITY, IOWA, AS FOLLOWS TO WIT:

SECTION 1. SECTION MODIFIED. The following Section of Chapter 20: Hotel/Motel Tax of the Code of Ordinances of the City of Webster City, Iowa, 2019, is hereby repealed in part and the following adopted in lieu thereof:

Sec. 20-65- Hotel/motel tax board.

The board appointed by the city council shall have five members comprised of one member from city government, one member from the business community, and three members from the public at-large. The term of office of the members of the board shall be for four years and shall commence on June 1 of their respective term. The board will give the city council a proposal each year showing the anticipated revenues, projected uses and desired outcomes along with a report on the use and results of previous year's investments.

(Code 1996, §§ 171.06, 171.07)

Sec. 20-66. – Disbursement of funds.

As part of the promotion and development of recreational, entertainment and cultural attractions, events and facilities in the city, the first twenty-five percent (25%) of each year's revenue collected by the city shall be designated for Park and Recreation capital projects and improvements within the City of Webster City, Iowa.

After the above-noted percentage is allocated for Park and Recreation needs, out of the remaining year's revenue collected, twenty-seven thousand dollars (\$27,000.00) of said remaining revenue shall be designated for the Webster City Area Chamber of Commerce for their use in the promotion and development of recreational, entertainment and cultural attractions, events and facilities in the city. As part of receiving said funds, the Webster City Area Chamber of Commerce shall provide the city council with an annual report on the use of said funds prior to the distribution of the next years funds.

The city council shall have the final authority on the disbursement of remaining funds from the recommendations of a board appointed by the city council.

SECTION 2. REPEALER. All ordinances or parts of ordinances in conflict with the provisions of this ordinance are hereby repealed.

SECTION 3. SEVERABILITY CLAUSE. If any section, provision or part of this ordinance shall be adjudged invalid or unconstitutional, such adjudication shall not affect the validity of the ordinance as a whole or any section, provision, or part thereof not adjudged invalid or unconstitutional.

SECTION 4. WHEN EFFECTIVE. This ordinance shall be effective upon final passage, approval, and publication.

Passed and adopted this _____ day of _____, 2021.

John Hawkins, Mayor

ATTEST:

Karyl K. Bonjour, City Clerk



M E M O

TO: City Council

FROM: Finance Director

DATE: July 13, 2021

RE: Sewer Utility Rates

SUMMARY: I am asking council to pass and adopt the updated Sewer Rental Rate Ordinance for a 2% increase each year on the base & volume rates as well as begin a surcharge to help pay for the new wastewater treatment plant.

PREVIOUS COUNCIL ACTION: A work session was held on June 5th with a consensus of changing the sewer rates as being proposed.

Council passed the 1st reading of the new ordinance on Monday, June 21, 2021 and passed the 2nd reading of the new ordinance on Tuesday, July 6, 2021.

BACKGROUND/DISCUSSION: The sewer base rate was last increased in 2014 with a 10%-12.5% increase amongst the classification of user. The last volume rate increase was in 2013 when the unit rate went from 3.40 to 3.75 (10.4%).

The 2013 & 2014 increases have kept up with the operational expenses but have not generated enough to pay for an annual sewer improvement project such as slip lining and the sewer portion of the annual street maintenance projects.

The city has been working with Bolton & Menk the past few years on building a new wastewater treatment plant with a current estimate of cost to be \$35,000,000 – \$42,000,000. Rough amortization schedules using \$35,000,000 at 2% interest for 40 years shows an annual bond payment of \$1,279,451.

We have had discussion about using \$650,000 of the annual LOSST revenue towards the payment however, we will still need another \$630,000 each year. The proposed surcharge is estimated to generate \$633,854 per year and will be used to make up the difference between the loan payment and the LOSST contribution as well as pay back the \$600,000 internal loan for the purchase of the land that the wastewater treatment plant will be located.

FINANCIAL IMPLICATIONS: I have attached spreadsheets to show what the increases would look like to each classification of user. Our current engineering firm have been involved in the building of numerous new treatment plants the past few years and have indicated that the average residential monthly sewer bill is \$75.00-\$90.00 after the build.

5 year forecast spreadsheets for Sewer Operations, Sewer Improvements and the new Wastewater Treatment Plant Fund are also attached. The Wastewater Plant is only showing the surcharge revenue at this time as I believe we will need to have further discussion when we have the construction cost and loan schedule to determine what to do with the current annual street maintenance program if the majority of LOSST will be used for the bond payment.

RECOMMENDATION: I recommend continuing with the process of adopting a new Sewer Rental Rate Ordinance that would increase the sewer rates by 2% annually on base and volume as well as adding a surcharge. The increases are needed as we know we will have a costly wastewater treatment plant to pay for, have other sewer improvements and need to pay back the internal loans for sewer work on the 2nd Street projects and the purchase of land for the new plant.

ALTERNATIVES: Changing the increases, extending the time frame of implementing the increases or not pass the 3rd reading.

ORDINANCE NO. 2021

**AN ORDINANCE AMENDING THE CODE OF ORDINANCES
OF THE CITY OF WEBSTER CITY, IOWA, 2019, BY AMENDING CHAPTER
48 PERTAINING TO SEWER RENTAL RATES.**

BE IT ENACTED by the City Council of the City of Webster City, Iowa, as follows, to-wit:

SECTION 1. SECTION MODIFIED. Chapter 48, Section 48-280, of the Code of Ordinances of the City of Webster City, Iowa, 2019, pertaining to rates for sewer rental, is repealed and the following adopted in lieu thereof:

1. **RENTAL RATE.** The rates for use of the sanitary sewer including discharge of wastewater to the sanitary sewer system and treatment at the wastewater treatment facility shall be as established in this Ordinance. The effective date shall be the August 2021 billing cycle and remain in full force and effect until such time as amended. The rates may be amended periodically by City Council action and adoption by Ordinance.

For domestic, commercial, and industrial users that do not monitor the flow or concentration of constituents in the wastewater discharged to the sanitary sewer system the rates shall be as indicated below and include concentration limits not to exceed the following:

- CBOD 300 mg/L
- TSS 350 mg/L
- TKN 30 mg/L
- Oil and Grease 100 mg/L

The volume used for billing purposes shall be equal to the volume of water used as measured by the water supply meter, less any metered water consumption such as metered yard water usage and or as permitted in Section 48-282.

Monthly fixed base cost :

- Residential customers and commercial users under 25 units/Mo: \$20.40
- Small Commercial users (25 to 49 units/Mo): \$28.56
- Medium Commercial users (50 to 199 units/Mo): \$56.10
- Large Commercial users (200 or more units/Mo): \$224.40

Volume: \$3.83 per 100 cubic feet of water usage

Each sewer customer will be charged the following Sewer Capital Improvement Surcharge per month:

- Residential Rate: \$11.00
- Commercial: \$32.00
- Public Authority: \$120.00
- Industrial: 1.20 per unit used

The surcharge shall be deposited into a separate sub fund of the Sewer Utility and transferred to the Sewer Operation Fund to offset revenue bond/loan payments in regards to the Wastewater

Treatment Plant Facility and/or transferred to the Sewer Improvement Fund for any other capital improvements needed by the Sewer Utility.

For major industrial users that monitor the flow and concentration of constituents discharged to the sanitary sewer system the rates shall be as indicated below. The water usage as measured by the water supply meter may be used as the basis for industrial user discharge determination with approval of the Administrative Authority. The mass discharge of each constituent shall be calculated by applying the average concentration of the constituent measured during the billing period to the total volume discharged during the billing period.

Monthly fixed base cost: \$459.00

Volume: \$ 0.59 per 100 cubic feet

CBOD \$ 0.59 per pound of CBOD

TSS: \$ 0.28 per pound of TSS

TKN: \$4.69 per pound of TKN

Oil and Grease: \$ 0.43 per pound of oil and grease

For all rate classes, beginning August 1, 2022, Sewer Base, Sewer Volume, CBOD, TSS, TKN & Oil & Grease shall be increased by 2% annually.

SECTION 2. REPEALER. All ordinances or parts of ordinances in conflict with the provisions of this ordinance are hereby repealed.

SECTION 3. SEVERABILITY CLAUSE. If any section, provision or part of this ordinance shall be adjudged invalid or unconstitutional, such adjudication shall not affect the validity of the ordinance as a whole or any section, provision, or part thereof not adjudged invalid or unconstitutional.

SECTION 4. WHEN EFFECTIVE. This ordinance shall be in effect from and after its final passage, approval and publication as provided by law.

Passed and adopted this 19th day of July, 2021

CITY OF WEBSTER CITY, IOWA

John Hawkins, Mayor

ATTEST:

Karyl K. Bonjour, City Clerk

SEWER RATE HISTORY

	Resident	Small	Medium	Large	Industry	Usage	Volume	Large Industry Fees			
								CBOD	TSS	TKN	Oil/Grease
2005	14.50	14.50	14.50	14.50	14.50	2.30	0.40	0.39	0.19	3.20	0.25
2009	16.50	16.50	40.00	150.00	14.50	2.80	0.40	0.39	0.19	3.20	0.25
2010	18.50	18.50	50.00	200.00	400.00	2.80	0.45	0.45	0.20	3.50	0.31
2011	18.50	18.50	50.00	200.00	400.00	3.10	0.48	0.48	0.22	3.80	0.34
2012	18.50	18.50	50.00	200.00	400.00	3.40	0.48	0.48	0.22	3.80	0.34
2013	18.50	25.00	50.00	200.00	400.00	3.75	0.58	0.58	0.27	4.60	0.42
2014	20.00	28.00	55.00	220.00	450.00	3.75	0.48	0.48	0.22	3.80	0.34

CITY OF WEBSTER CITY, IOWA
603 SEWER IMPROVEMENT RESERVE
2020-2021 BUDGET RECONCILIATION

2% Increase Base/Usage/Year Surcharge for Improvements	2018-2019	2019-2020	2020-2021	2020-2021	2021-2022	2022-2023	2023-2024	2024-2025	2025-2026
	<u>Actual</u>	<u>Actual</u>	<u>Budget</u>	<u>Amended Budget</u>	<u>Original Request</u>	<u>Original Request</u>	<u>Original Request</u>	<u>Original Request</u>	<u>Original Request</u>
BEGINNING BALANCE	177,419	11,300	647,842	647,842	647,387	150,386	10,386	170,386	30,386
RECEIPTS									
Proceeds of Long Term Debt	-	-	-	-	-	-	-	-	-
	-	-	-	-	-	-	-	-	-
Total Receipts	-	-	-	-	-	-	-	-	-
DISBURSEMENTS									
	-	-	-	-	-	-	-	-	-
Total Disbursements	-	-	-	-	-	-	-	-	-
TRANSFERS IN									
From 603-Sewer Utility	200,000	200,000	500,000	500,000	350,000	150,000	150,000	150,000	150,000
From 601-Internal Loan 2nd Street Project	-	511,401	-	-	-	-	-	-	-
From W 2nd Street Project-Reconcile	-	-	-	-	-	-	-	-	-
From Fairmeadow TIF (Sewer Advance)	-	5,908	7,000	7,000	10,000	10,000	10,000	10,000	10,000
Total Transfers In	200,000	717,309	507,000	507,000	360,000	160,000	160,000	160,000	160,000
TRANSFERS OUT									
To-100 repay Cemetery sewer		16,597							
2nd Street Project - Year 1 - Sewer		-			511,401				
2nd Street Project - Year 2 - Sewer					345,600				
To 603-Sewer Utility (CIP)	366,516	64,567	507,455	507,455	-	300,000	-	300,000	-
Total Transfers Out	366,516	81,164	507,455	507,455	857,001	300,000	-	300,000	-
Adjustments	397	397							
Net + or (-)	(166,516)	636,145	(455)	(455)	(497,001)	(140,000)	160,000	(140,000)	160,000
ENDING BALANCE	11,300	647,842	647,387	647,387	150,386	10,386	170,386	30,386	190,386

CITY OF WEBSTER CITY, IOWA
603 WASTEWATER TREATMENT PLANT FUND
2020-2021 BUDGET RECONCILIATION

	2018-2019	2019-2020	2020-2021	2020-2021	2021-2022	2022-2023	2023-2024	2024-2025	2025-2026
	<u>Actual</u>	<u>Actual</u>	<u>Budget</u>	<u>Amended Budget</u>	<u>Original Request</u>	<u>Original Request</u>	<u>Original Request</u>	<u>Original Request</u>	<u>Original Request</u>
BEGINNING BALANCE	-	-	-	-	-	633,854	667,708	22,111	(623,486)
RECEIPTS									
CDBG Grant									
Proceeds of Long Term Debt	-	-	-	-	-	-	-	-	-
Total Receipts	-	-	-	-	-	-	-	-	-
DISBURSEMENTS									
Sewer Bond Payment	-	-	-	-	-	-	1,279,451	1,279,451	1,279,451
Total Disbursements	-	-	-	-	-	-	1,279,451	1,279,451	1,279,451
TRANSFERS IN									
From 602-Water Utility			-	-	633,854	633,854	633,854	633,854	633,854
Total Transfers In	-	-	-	-	633,854	633,854	633,854	633,854	633,854
TRANSFERS OUT									
Loan payback - WWTP Land						600,000			
Total Transfers Out	-	-	-	-	-	600,000	-	-	-
Adjustment									
Net + or (-)	-	-	-	-	633,854	33,854	(645,597)	(645,597)	(645,597)
ENDING BALANCE	-	-	-	-	633,854	667,708	22,111	(623,486)	(1,269,083)

Sewer Bill Comparisons - Residential

2% Increase Base/Usage
Surcharge

CURRENT RATES

PROPOSED RATES - YEAR 1

CURRENT RATES					PROPOSED RATES - YEAR 1						Monthly Bill Difference	Percentage of increase
Total units of usage	Sewer Unit Rate	Sewer Base Rate	Sewer Usage Cost	Total Bill	Unit of Usage	Sewer Unit Rate	Sewer Base Rate	Sewer Usage Cost	Charge	Total Bill		
1	3.75	20.00	3.75	23.75	1	3.83	20.40	3.83	11.00	35.23	11.48	48.32%
2	3.75	20.00	7.50	27.50	2	3.83	20.40	7.65	11.00	39.05	11.55	42.00%
3	3.75	20.00	11.25	31.25	3	3.83	20.40	11.48	11.00	42.88	11.63	37.20%
4	3.75	20.00	15.00	35.00	4	3.83	20.40	15.30	11.00	46.70	11.70	33.43%
5	3.75	20.00	18.75	38.75	5	3.83	20.40	19.13	11.00	50.53	11.78	30.39%
6	3.75	20.00	22.50	42.50	6	3.83	20.40	22.95	11.00	54.35	11.85	27.88%
7	3.75	20.00	26.25	46.25	7	3.83	20.40	26.78	11.00	58.18	11.93	25.78%
8	3.75	20.00	30.00	50.00	8	3.83	20.40	30.60	11.00	62.00	12.00	24.00%
9	3.75	20.00	33.75	53.75	9	3.83	20.40	34.43	11.00	65.83	12.08	22.47%
10	3.75	20.00	37.50	57.50	10	3.83	20.40	38.25	11.00	69.65	12.15	21.13%
11	3.75	20.00	41.25	61.25	11	3.83	20.40	42.08	11.00	73.48	12.23	19.96%
12	3.75	20.00	45.00	65.00	12	3.83	20.40	45.90	11.00	77.30	12.30	18.92%
13	3.75	20.00	48.75	68.75	13	3.83	20.40	49.73	11.00	81.13	12.38	18.00%
14	3.75	20.00	52.50	72.50	14	3.83	20.40	53.55	11.00	84.95	12.45	17.17%
15	3.75	20.00	56.25	76.25	15	3.83	20.40	57.38	11.00	88.78	12.53	16.43%

Sewer Bill Comparisons - Small Commercial - Using 25-49 units/month

2% Base & Usage Surcharge

Current Rates					Proposed Rates - Year 1							Monthly Bill Difference	Percentage of Increase
Total units of usage	Sewer Unit Rate	Sewer Base Rate	Sewer Usage Cost	Total Bill	Unit of Usage	Sewer Unit Rate	Sewer Base Rate	Sewer Usage Cost	Charge	Total Bill			
25	3.75	28.00	93.75	121.75	25	3.83	28.56	95.63	32.00	156.19	34.44	28.28%	
26	3.75	28.00	97.50	125.50	26	3.83	28.56	99.45	32.00	160.01	34.51	27.50%	
27	3.75	28.00	101.25	129.25	27	3.83	28.56	103.28	32.00	163.84	34.59	26.76%	
28	3.75	28.00	105.00	133.00	28	3.83	28.56	107.10	32.00	167.66	34.66	26.06%	
29	3.75	28.00	108.75	136.75	29	3.83	28.56	110.93	32.00	171.49	34.74	25.40%	
30	3.75	28.00	112.50	140.50	30	3.83	28.56	114.75	32.00	175.31	34.81	24.78%	
31	3.75	28.00	116.25	144.25	31	3.83	28.56	118.58	32.00	179.14	34.89	24.18%	
32	3.75	28.00	120.00	148.00	32	3.83	28.56	122.40	32.00	182.96	34.96	23.62%	
33	3.75	28.00	123.75	151.75	33	3.83	28.56	126.23	32.00	186.79	35.04	23.09%	
34	3.75	28.00	127.50	155.50	34	3.83	28.56	130.05	32.00	190.61	35.11	22.58%	
35	3.75	28.00	131.25	159.25	35	3.83	28.56	133.88	32.00	194.44	35.19	22.09%	
36	3.75	28.00	135.00	163.00	36	3.83	28.56	137.70	32.00	198.26	35.26	21.63%	
37	3.75	28.00	138.75	166.75	37	3.83	28.56	141.53	32.00	202.09	35.34	21.19%	
38	3.75	28.00	142.50	170.50	38	3.83	28.56	145.35	32.00	205.91	35.41	20.77%	
39	3.75	28.00	146.25	174.25	39	3.83	28.56	149.18	32.00	209.74	35.49	20.36%	
40	3.75	28.00	150.00	178.00	40	3.83	28.56	153.00	32.00	213.56	35.56	19.98%	
41	3.75	28.00	153.75	181.75	41	3.83	28.56	156.83	32.00	217.39	35.64	19.61%	
42	3.75	28.00	157.50	185.50	42	3.83	28.56	160.65	32.00	221.21	35.71	19.25%	
43	3.75	28.00	161.25	189.25	43	3.83	28.56	164.48	32.00	225.04	35.79	18.91%	
44	3.75	28.00	165.00	193.00	44	3.83	28.56	168.30	32.00	228.86	35.86	18.58%	
45	3.75	28.00	168.75	196.75	45	3.83	28.56	172.13	32.00	232.69	35.94	18.26%	
46	3.75	28.00	172.50	200.50	46	3.83	28.56	175.95	32.00	236.51	36.01	17.96%	
47	3.75	28.00	176.25	204.25	47	3.83	28.56	179.78	32.00	240.34	36.09	17.67%	
48	3.75	28.00	180.00	208.00	48	3.83	28.56	183.60	32.00	244.16	36.16	17.38%	
49	3.75	28.00	183.75	211.75	49	3.83	28.56	187.43	32.00	247.99	36.24	17.11%	

Sewer Bill Comparisons - Large Commercial - Using 200+ units/month

**2% Base & Usage
Surcharge**

Current Rates					Proposed Rates - Year 1						Monthly Bill Difference	Percentage of Increase
Total units of usage	Sewer Unit Rate	Sewer Base Rate	Sewer Usage Cost	Total Bill	Unit of Usage	Sewer Unit Rate	Sewer Base Rate	Sewer Usage Cost	Surcharge	Total Bill		
200	3.75	220.00	750.00	970.00	200	3.83	224.40	765.00	32.00	1,021.40	51.40	5.30%
250	3.75	220.00	937.50	1,157.50	250	3.83	224.40	956.25	32.00	1,212.65	55.15	4.76%
300	3.75	220.00	1125.00	1,345.00	300	3.83	224.40	1147.50	32.00	1,403.90	58.90	4.38%
350	3.75	220.00	1312.50	1,532.50	350	3.83	224.40	1338.75	32.00	1,595.15	62.65	4.09%
400	3.75	220.00	1500.00	1,720.00	400	3.83	224.40	1530.00	32.00	1,786.40	66.40	3.86%
450	3.75	220.00	1687.50	1,907.50	450	3.83	224.40	1721.25	32.00	1,977.65	70.15	3.68%
500	3.75	220.00	1875.00	2,095.00	500	3.83	224.40	1912.50	32.00	2,168.90	73.90	3.53%
550	3.75	220.00	2062.50	2,282.50	550	3.83	224.40	2103.75	32.00	2,360.15	77.65	3.40%
600	3.75	220.00	2250.00	2,470.00	600	3.83	224.40	2295.00	32.00	2,551.40	81.40	3.30%
650	3.75	220.00	2437.50	2,657.50	650	3.83	224.40	2486.25	32.00	2,742.65	85.15	3.20%
700	3.75	220.00	2625.00	2,845.00	700	3.83	224.40	2677.50	32.00	2,933.90	88.90	3.12%
750	3.75	220.00	2812.50	3,032.50	750	3.83	224.40	2868.75	32.00	3,125.15	92.65	3.06%
800	3.75	220.00	3000.00	3,220.00	800	3.83	224.40	3060.00	32.00	3,316.40	96.40	2.99%
850	3.75	220.00	3187.50	3,407.50	850	3.83	224.40	3251.25	32.00	3,507.65	100.15	2.94%
900	3.75	220.00	3375.00	3,595.00	900	3.83	224.40	3442.50	32.00	3,698.90	103.90	2.89%
1000	3.75	220.00	3750.00	3,970.00	1000	3.83	224.40	3825.00	32.00	4,081.40	111.40	2.81%
1050	3.75	220.00	3937.50	4,157.50	1050	3.83	224.40	4016.25	32.00	4,272.65	115.15	2.77%
1100	3.75	220.00	4125.00	4,345.00	1100	3.83	224.40	4207.50	32.00	4,463.90	118.90	2.74%
1150	3.75	220.00	4312.50	4,532.50	1150	3.83	224.40	4398.75	32.00	4,655.15	122.65	2.71%
1200	3.75	220.00	4500.00	4,720.00	1200	3.83	224.40	4590.00	32.00	4,846.40	126.40	2.68%
1250	3.75	220.00	4687.50	4,907.50	1250	3.83	224.40	4781.25	32.00	5,037.65	130.15	2.65%
1300	3.75	220.00	4875.00	5,095.00	1300	3.83	224.40	4972.50	32.00	5,228.90	133.90	2.63%
1350	3.75	220.00	5062.50	5,282.50	1350	3.83	224.40	5163.75	32.00	5,420.15	137.65	2.61%
1400	3.75	220.00	5250.00	5,470.00	1400	3.83	224.40	5355.00	32.00	5,611.40	141.40	2.59%
1450	3.75	220.00	5437.50	5,657.50	1450	3.83	224.40	5546.25	32.00	5,802.65	145.15	2.57%
1500	3.75	220.00	5625.00	5,845.00	1500	3.83	224.40	5737.50	32.00	5,993.90	148.90	2.55%
1550	3.75	220.00	5812.50	6,032.50	1550	3.83	224.40	5928.75	32.00	6,185.15	152.65	2.53%
1600	3.75	220.00	6000.00	6,220.00	1600	3.83	224.40	6120.00	32.00	6,376.40	156.40	2.51%
1650	3.75	220.00	6187.50	6,407.50	1650	3.83	224.40	6311.25	32.00	6,567.65	160.15	2.50%
1700	3.75	220.00	6375.00	6,595.00	1700	3.83	224.40	6502.50	32.00	6,758.90	163.90	2.49%
1750	3.75	220.00	6562.50	6,782.50	1750	3.83	224.40	6693.75	32.00	6,950.15	167.65	2.47%

Sewer Bill Comparisons - Medium Commercial - Using 50-199 units/month

2% Base & Usage
Surcharge

Current Rates					Proposed Rates - Year 1							Monthly Bill Difference	Percentage of Increase
Total units of usage	Sewer Unit Rate	Sewer Base Rate	Sewer Usage Cost	Total Bill	Unit of Usage	Sewer Unit Rate	Sewer Base Rate	Sewer Usage Cost	Charge	Total Bill			
50	3.75	55.00	187.50	242.50	50	3.83	56.10	191.25	32.00	279.35	36.85	15.20%	
55	3.75	55.00	206.25	261.25	55	3.83	56.10	210.38	32.00	298.48	37.23	14.25%	
60	3.75	55.00	225.00	280.00	60	3.83	56.10	229.50	32.00	317.60	37.60	13.43%	
65	3.75	55.00	243.75	298.75	65	3.83	56.10	248.63	32.00	336.73	37.98	12.71%	
70	3.75	55.00	262.50	317.50	70	3.83	56.10	267.75	32.00	355.85	38.35	12.08%	
75	3.75	55.00	281.25	336.25	75	3.83	56.10	286.88	32.00	374.98	38.73	11.52%	
80	3.75	55.00	300.00	355.00	80	3.83	56.10	306.00	32.00	394.10	39.10	11.01%	
85	3.75	55.00	318.75	373.75	85	3.83	56.10	325.13	32.00	413.23	39.48	10.56%	
90	3.75	55.00	337.50	392.50	90	3.83	56.10	344.25	32.00	432.35	39.85	10.15%	
95	3.75	55.00	356.25	411.25	95	3.83	56.10	363.38	32.00	451.48	40.23	9.78%	
100	3.75	55.00	375.00	430.00	100	3.83	56.10	382.50	32.00	470.60	40.60	9.44%	
105	3.75	55.00	393.75	448.75	105	3.83	56.10	401.63	32.00	489.73	40.98	9.13%	
110	3.75	55.00	412.50	467.50	110	3.83	56.10	420.75	32.00	508.85	41.35	8.84%	
115	3.75	55.00	431.25	486.25	115	3.83	56.10	439.88	32.00	527.98	41.73	8.58%	
120	3.75	55.00	450.00	505.00	120	3.83	56.10	459.00	32.00	547.10	42.10	8.34%	
125	3.75	55.00	468.75	523.75	125	3.83	56.10	478.13	32.00	566.23	42.48	8.11%	
130	3.75	55.00	487.50	542.50	130	3.83	56.10	497.25	32.00	585.35	42.85	7.90%	
135	3.75	55.00	506.25	561.25	135	3.83	56.10	516.38	32.00	604.48	43.23	7.70%	
140	3.75	55.00	525.00	580.00	140	3.83	56.10	535.50	32.00	623.60	43.60	7.52%	
145	3.75	55.00	543.75	598.75	145	3.83	56.10	554.63	32.00	642.73	43.98	7.34%	
150	3.75	55.00	562.50	617.50	150	3.83	56.10	573.75	32.00	661.85	44.35	7.18%	
155	3.75	55.00	581.25	636.25	155	3.83	56.10	592.88	32.00	680.98	44.73	7.03%	
160	3.75	55.00	600.00	655.00	160	3.83	56.10	612.00	32.00	700.10	45.10	6.89%	
165	3.75	55.00	618.75	673.75	165	3.83	56.10	631.13	32.00	719.23	45.48	6.75%	
170	3.75	55.00	637.50	692.50	170	3.83	56.10	650.25	32.00	738.35	45.85	6.62%	
175	3.75	55.00	656.25	711.25	175	3.83	56.10	669.38	32.00	757.48	46.23	6.50%	
180	3.75	55.00	675.00	730.00	180	3.83	56.10	688.50	32.00	776.60	46.60	6.38%	
185	3.75	55.00	693.75	748.75	185	3.83	56.10	707.63	32.00	795.73	46.98	6.27%	
190	3.75	55.00	712.50	767.50	190	3.83	56.10	726.75	32.00	814.85	47.35	6.17%	
195	3.75	55.00	731.25	786.25	195	3.83	56.10	745.88	32.00	833.98	47.73	6.07%	
199	3.75	55.00	746.25	801.25	199	3.83	56.10	761.18	32.00	849.28	48.03	5.99%	

Sewer Bill Comparisons - Large Industry

2% Base & Usage Surchage

Current Rates

Proposed Rates - Year 1

Current Rates						Proposed Rates - Year 1							Monthly Bill Difference	Percentage of increase
Total units of usage	Usage Type	Sewer Base Rate	Rate per unit	Sewer Usage Cost	Total Bill	Total units of usage	Usage Type	Sewer Base Rate	Rate per unit	Sewer Usage Cost	Surcharge	Total Bill		
1267	Volume	450.00	0.58	734.86	1,184.86	1267	Volume	459.00	0.59	749.56	1,520.40	1,208.56	1,637.45	27.98%
4448	CBOD		0.58	2,579.84	2,579.84	4448	CBOD		0.59	2,631.44		2,631.44		
927	TSS		0.27	250.29	250.29	927	TSS		0.28	255.30		255.30		
263	TKN		4.60	1,209.80	1,209.80	263	TKN		4.69	1,234.00		1,234.00		
1495	O/G		0.42	<u>627.90</u>	<u>627.90</u>	1495	O/G		0.43	<u>640.46</u>		<u>640.46</u>		
				5,402.69	5,852.69					5,510.74		7,490.14		
1387	Volume	450.00	0.58	804.46	1,254.46	1387	Volume	459.00	0.59	820.55	1,664.40	1,279.55	1,779.06	31.03%
5357	CBOD		0.58	3,107.06	3,107.06	5357	CBOD		0.59	3,169.20		3,169.20		
722	TSS		0.27	194.94	194.94	722	TSS		0.28	198.84		198.84		
243	TKN		4.60	1,117.80	1,117.80	243	TKN		4.69	1,140.16		1,140.16		
140	O/G		0.42	<u>58.80</u>	<u>58.80</u>	140	O/G		0.43	<u>59.98</u>		<u>59.98</u>		
				5,283.06	5,733.06					5,388.72		7,512.12		
225	Volume	450.00	0.58	130.50	580.50	225	Volume	459.00	0.59	133.11	270.00	592.11	341.53	9.55%
2280	CBOD		0.58	1,322.40	1,322.40	2280	CBOD		0.59	1,348.85		1,348.85		
1206	TSS		0.27	325.62	325.62	1206	TSS		0.28	332.13		332.13		
293	TKN		4.60	1,347.80	1,347.80	293	TKN		4.69	1,374.76		1,374.76		
0	O/G		0.42	-	-	0	O/G		0.43	-		-		
				3,126.32	3,576.32					3,188.85		3,917.85		

of units are the customer's average for 2020

Surcharge 1.20/volume unit



M E M O

TO: City Council

FROM: Finance Director

DATE: July 13, 2021

RE: Water Utility Rates

SUMMARY: I am asking council to update the current Water System Rate Ordinance with the proposed ordinance that would have a 2-step phase in approach. Step #1 will begin with the January 2022 billings and have a 50% increase on the base charge for each customer class and a 15% increase on all volume tiers of water. Step #2 will begin with the August 2022 billings and have another 15% volume increase. An annual 2% volume increase would begin with the August 2023 billings and continue to increase by 2% each year.

PREVIOUS COUNCIL ACTION: A work session was held on June 7th to discuss the need to raise water rates as the current rates were not keeping up with the capital improvement needs of the city.

The 1st reading of the proposed water rate ordinance was held on Monday, June 21, 2021.

Council was presented with an ordinance that had a 4 year phase in approach to include:

- Year 1 – 50% Base increase; 15% volume Increase and an initial surcharge
- Year 2 – 15% volume increase
- Year 3 – 100% surcharge increase
- Year 4 – 5% volume increase

Council approved the 1st reading with the following changes to the ordinance presented:

- Year 1 – 50% Base increase; 15% volume increase and an initial surcharge
- Year 2 – 15% volume increase
- Year 3 – to begin the annual 2% volume increase each August

The changes above were made and presented to council for the 2nd reading on Tuesday, July 6, 2021.

Council approved the 2nd reading after removing the initial surcharge in year 1.

BACKGROUND/DISCUSSION: The water rates were discussed in 2009 with a phase in approach taken. Classification of user was also initiated with residential and small commercial having the lower base increase of 132.56% (\$4.30 to \$10.00). Commercial users were split by the number of gallons used per month. Commercial using 0-49 had the same \$10.00 base rate as residential; 50-199/month users went from \$4.30 to \$50.00 and those using 200+ units per

month went from \$4.30 to \$200.00. The small commercial was split again in 2013 with a 26-49 per month user paying a \$20.00 base rate.

The usage went up 31.55% in 2009 and another 23.98% in 2010 for the initial 20 units of water used; 29.96% in 2009 & another 23.05% in 2010 for the 2nd tier of 21-39 units; 12.66% increase in 2010 and 14.98 in 2011 for the final tier of 40+ units.

FINANCIAL IMPLICATIONS: We have spent \$2,607,733 on water distribution projects for the past 11 years, \$2,178,637 on capitalized projects at the Water Plant and \$3,162,986 on a new well. The Water Capital Improvement Plan needs are estimated at \$7,400,000 which include Water Plant upgrades and water main improvements both with and without a street reconstruction project.

The City bonded in April to pay back the \$718,968 temporary internal loan with the Electric Utility for the 1st half of the 2nd Street project as well as fund future projects with the understanding that water rates would need to be increased in the near future.

Spreadsheets are attached to show how the new rates would impact each classification of user.

RECOMMENDATION: I recommend increasing the water rates to enable the water utility to pay as we go on the upcoming capital improvement needs, make the bond payments from our issue in April and maintain operations.

ALTERNATIVES: Changing the increases, extending the time frame of implementing the increases or leave as is and not complete as many water improvements.

ORDINANCE NO. 2021

**AN ORDINANCE AMENDING THE CODE OF ORDINANCES
OF THE CITY OF WEBSTER CITY, IOWA, 2019, BY AMENDING CHAPTER
48 PERTAINING TO WATER SYSTEM RATES.**

BE IT ENACTED by the City Council of the City of Webster City, Iowa, as follows, to-wit:

SECTION 1. SECTION MODIFIED. Chapter 48, Section 48-103, of the Code of Ordinances of the City of Webster City, Iowa, 2019, pertaining to rates for water service, is repealed and the following adopted in lieu thereof:

RATES. The rates for water service including purchase of water shall be as established in this Ordinance. The effective date shall be the January 2022 billing cycle and remain in full force and effect until such time as amended by law. The rates may be amended periodically by City Council action and adoption by Ordinance.

1. The volume used for billing purposes shall be equal to the volume measured by the water supply meter. The billing period shall be approximately 30 days.

Monthly fixed base cost:

Residential customers and commercial users under 25 units/Mo: \$15.00
Small Commercial users (25 to 49 units/Mo): \$30.00
Medium Commercial users (50 to 199 units/Mo): \$75.00
Large Commercial users (200 or more units/Mo): \$300.00

Volume:

First 20 units \$5.95 per unit
Next 20 units \$4.91 per unit
Over 40 units \$3.53 per unit

Volume for non potable raw water:

First 20 units \$5.95 per unit
Units 21 thru 40 \$4.91 per unit
Units 41 thru 60 \$3.53 per unit
Units 61 thru 3,500 \$1.32 per unit
Units 3,501 thru 7,000 \$0.84 per unit
Units 7,001 and above \$0.69 per unit

Effective August 1, 2022

Monthly fixed base cost:

Residential customers and commercial users under 25 units/Mo: \$15.00
Small Commercial users (25 to 49 units/Mo): \$30.00
Medium Commercial users (50 to 199 units/Mo): \$75.00
Large Commercial users (200 or more units/Mo): \$300.00

Volume:

First 20 units	\$6.84 per unit
Next 20 units	\$5.65 per unit
Over 40 units	\$4.06 per unit

Volume for non potable raw water:

First 20 units	\$6.84 per unit
Units 21 thru 40	\$5.65 per unit
Units 41 thru 60	\$4.06 per unit
Units 61 thru 3,500	\$1.52 per unit
Units 3,501 thru 7,000	\$0.97 per unit
Units 7,001 and above	\$0.79 per unit

Effective August 1, 2023**Monthly fixed base cost:**

Residential customers and commercial users under 25 units/Mo:	\$15.00
Small Commercial users (25 to 49 units/Mo):	\$30.00
Medium Commercial users (50 to 199 units/Mo):	\$75.00
Large Commercial users (200 or more units/Mo):	\$300.00

Volume:

First 20 units	\$6.84 per unit
Next 20 units	\$5.65 per unit
Over 40 units	\$4.06 per unit

Volume for non potable raw water:

First 20 units	\$6.84 per unit
Units 21 thru 40	\$5.65 per unit
Units 41 thru 60	\$4.06 per unit
Units 61 thru 3,500	\$1.52 per unit
Units 3,501 thru 7,000	\$0.97 per unit
Units 7,001 and above	\$0.79 per unit

Effective August 1, 2024**Monthly fixed base cost:**

Residential customers and commercial users under 25 units/Mo:	\$15.00
Small Commercial users (25 to 49 units/Mo):	\$30.00
Medium Commercial users (50 to 199 units/Mo):	\$75.00
Large Commercial users (200 or more units/Mo):	\$300.00

Volume:

First 20 units	\$7.18 per unit
Next 20 units	\$5.93 per unit
Over 40 units	\$4.26 per unit

Volume for non potable raw water:

First 20 units	\$7.18 per unit
Units 21 thru 40	\$5.93 per unit
Units 41 thru 60	\$4.26 per unit
Units 61 thru 3,500	\$1.39 per unit
Units 3,501 thru 7,000	\$0.88 per unit
Units 7,001 and above	\$0.72 per unit

For all rate classes, beginning August 1, 2025, water volume and volume of non-potable raw water shall be increased by 2% annually.

Usage used to determine the base rates for commercial users shall be based on a yearly average for the previous calendar year and shall take effect at the first billing cycle after August 1 of each year. A unit of water is equal to 100 cubic feet.

SECTION 2. REPEALER. All ordinances or parts of ordinances in conflict with the provisions of this ordinance are hereby repealed.

SECTION 3. SEVERABILITY CLAUSE. If any section, provision or part of this ordinance shall be adjudged invalid or unconstitutional, such adjudication shall not affect the validity of the ordinance as a whole or any section, provision, or part thereof not adjudged invalid or unconstitutional.

SECTION 4. WHEN EFFECTIVE. This ordinance shall be in effect from and after its final passage, approval and publication as provided by law.

Passed and adopted this 19th day of July, 2021.

CITY OF WEBSTER CITY, IOWA

John Hawkins, Mayor

ATTEST:

Karyl K Bonjour, City Clerk

CITY OF WEBSTER CITY, IOWA									
602 WATER UTILITY FUND									
2020-2021 BUDGET RECONCILIATION									
				2020-2021	2021-2022	2022-2023	2023-2024	2024-2025	2025-2026
	2018-2019	2019-2020	2020-2021	Amended	Original	Original	Original	Original	Original
	Actual	Actual	Budget	Budget	Request	Request	Request	Request	Request
FY20 Audit - Oper Exp 1,811,115 (4,962/day)									
Year 1 - 50% Base - 15% Usage									
Year 2 - 15% Usage									
Year 3 - 2% Usage									
BEGINNING BALANCE	1,422,248	1,348,525	1,220,436	1,220,436	662,084	519,936	777,507	1,002,860	1,186,841
RECEIPTS									
Interest on Investments	45,420	47,613	24,500	24,500	24,500	24,500	24,500	24,500	24,500
Water Sales	1,768,958	1,809,246	1,802,568	1,802,568	2,235,442	2,703,757	2,743,710	2,784,461	2,826,027
Surcharge					171,744	314,948	314,948	314,948	314,948
Department Charges to Public	25,372	8,238	7,300	7,300	8,000	8,000	8,000	8,000	8,000
Miscellaneous	7,544	10,768	5,560	5,560	5,560	5,560	5,560	5,560	5,560
Accrual Adjustment	558,780	543,056	-	-	-	-	-	-	-
Total Receipts	2,406,074	2,418,921	1,839,928	1,839,928	2,445,246	3,056,765	3,096,718	3,137,469	3,179,035
DISBURSEMENTS									
Water Operations	1,800,401	1,912,079	1,542,115	1,542,115	1,550,530	1,636,896	1,685,541	1,737,378	1,735,889
Capital Improvement Expenses	43,636	12,076	1,074,455	30,000	1,140,000	2,413,454	1,655,000	1,000,000	1,250,000
Capital Equipment Contribution	50,000	50,000	50,000	50,000	50,000	50,000	50,000	50,000	50,000
Accrual Adjustment	155,602	447,988	-	-	-	-	-	-	-
Total Disbursements	2,049,639	2,422,143	2,666,570	1,622,115	2,740,530	4,100,350	3,390,541	2,787,378	3,035,889
TRANSFERS IN									
From Water Improvement Reserve	23,756	304,201	1,074,455	30,000	1,140,000	2,413,454	1,655,000	1,000,000	1,250,000
From LMI					-				
From Water Equipment	-	-	50,000	50,000	50,000	-	-	-	-
Total Transfers In	23,756	304,201	1,124,455	80,000	1,190,000	2,413,454	1,655,000	1,000,000	1,250,000
TRANSFERS OUT									
To Water Bond Sinking	207,643	205,178	263,295	263,295	320,349	317,663	318,463	324,163	324,663
Bond Reserve Requirement					326,053	-	-	-	-
To Water Improvement Reserve	150,000	125,000	700,000	500,000	300,000	700,000	700,000	700,000	700,000
Water Treatment Plant									
To 100-General (5.25% FY16)	96,271	98,890	92,870	92,870	90,462	94,635	117,361	141,947	144,045
Total Transfers Out	453,914	429,068	1,056,165	856,165	1,036,864	1,112,298	1,135,824	1,166,110	1,168,708
Audit Adjustment-Prior year correction	-	-							
Net + or (-)	(73,723)	(128,089)	(758,352)	(558,352)	(142,148)	257,571	225,353	183,981	224,438
ENDING BALANCE	1,348,525	1,220,436	462,084	662,084	519,936	777,507	1,002,860	1,186,841	1,411,279
# of Days of Operating Expenses from Balance					104.78	156.69	202.11	239.19	284.42
Fund balance as % of projected disbursements	66%	50%	17%	41%	19%	19%	30%	43%	46%

CITY OF WEBSTER CITY, IOWA
602 WATER IMPROVEMENT RESERVE FUND
2020-2021 BUDGET RECONCILIATION

	2018-2019	2019-2020	2020-2021	2020-2021	2021-2022	2022-2023	2023-2024	2024-2025	2025-2026
	<u>Actual</u>	<u>Actual</u>	<u>Budget</u>	<u>Amended Budget</u>	<u>Original Request</u>	<u>Original Request</u>	<u>Original Request</u>	<u>Original Request</u>	<u>Original Request</u>
BEGINNING BALANCE	573,437	810,394	806,704	806,704	2,776,704	2,966,604	2,108,150	1,153,150	853,150
RECEIPTS									
CDBG Grant					1,029,900	855,000			
Proceeds of Long Term Debt	-	-	-	3,212,463	-	-	-	-	-
Total Receipts	-	-	-	3,212,463	1,029,900	855,000	-	-	-
DISBURSEMENTS									
	-	-	-	-	-	-	-	-	-
	-	-	-	-	-	-	-	-	-
	-	-	-	-	-	-	-	-	-
Total Disbursements	-	-	-	-	-	-	-	-	-
TRANSFERS IN									
From 602-Water Utility	150,000	125,000	125,000	500,000	300,000	700,000	700,000	700,000	700,000
From Cap Equip (W Plant)	-	50,000	-	-	-	-	-	-	-
From E 2nd Street, W 2nd, Superior	142,587	-	-	-	-	-	-	-	-
From RLF-Ingraham Watermain	-	125,511	-	-	-	-	-	-	-
From Electric (Loan-2nd Street)	-	718,968	-	-	-	-	-	-	-
Total Transfers In	292,587	1,019,479	125,000	500,000	300,000	700,000	700,000	700,000	700,000
TRANSFERS OUT									
To Water Utility - CIP	23,756	-	1,074,455	30,000	1,140,000	2,413,454	1,655,000	1,000,000	1,250,000
To Annual Str Mtc-Water Portion	4,059								
To Road Use Fund (Street Shed)				317,036					
To 2nd Street Project		718,968							
2nd Street Project - Year 2				676,459					
To Electric-repay loan	-	-	-	718,968	-				
Total Transfers Out	55,630	718,968	1,074,455	1,742,463	1,140,000	2,413,454	1,655,000	1,000,000	1,250,000
Adjustment		(304,201)							
Net + or (-)	236,957	300,511	(949,455)	1,970,000	189,900	(858,454)	(955,000)	(300,000)	(550,000)
ENDING BALANCE	810,394	806,704	(142,751)	2,776,704	2,966,604	2,108,150	1,153,150	853,150	303,150

Water Bill Comparisons - Residential

Year 1 - 50% Base - 15% Usage

Year 2 - 15% Usage

Year 3 - 2% Usage

Current rates

January 1, 2022 Rates

Total units of usage	Water Unit Rate	Water Base Rate	Water Usage Cost	Total Bill	Unit of Usage	Water Unit Rate	Water Base Rate	Water Usage Cost	Total Bill	Month Diff from Current	Inc from Current
1	5.17	10.00	5.17	15.17	1	5.95	15.00	5.95	20.95	5.78	38.07%
2	5.17	10.00	10.34	20.34	2	5.95	15.00	11.89	26.89	6.55	32.21%
3	5.17	10.00	15.51	25.51	3	5.95	15.00	17.84	32.84	7.33	28.72%
4	5.17	10.00	20.68	30.68	4	5.95	15.00	23.78	38.78	8.10	26.41%
5	5.17	10.00	25.85	35.85	5	5.95	15.00	29.73	44.73	8.88	24.76%
6	5.17	10.00	31.02	41.02	6	5.95	15.00	35.67	50.67	9.65	23.53%
7	5.17	10.00	36.19	46.19	7	5.95	15.00	41.62	56.62	10.43	22.58%
8	5.17	10.00	41.36	51.36	8	5.95	15.00	47.56	62.56	11.20	21.81%
9	5.17	10.00	46.53	56.53	9	5.95	15.00	53.51	68.51	11.98	21.19%
10	5.17	10.00	51.70	61.70	10	5.95	15.00	59.46	74.46	12.76	20.67%
11	5.17	10.00	56.87	66.87	11	5.95	15.00	65.40	80.40	13.53	20.23%
12	5.17	10.00	62.04	72.04	12	5.95	15.00	71.35	86.35	14.31	19.86%
13	5.17	10.00	67.21	77.21	13	5.95	15.00	77.29	92.29	15.08	19.53%
14	5.17	10.00	72.38	82.38	14	5.95	15.00	83.24	98.24	15.86	19.25%
15	5.17	10.00	77.55	87.55	15	5.95	15.00	89.18	104.18	16.63	19.00%

August 1, 2022 Rates

August 1, 2023 Rates

Total units of usage	Water Unit Rate	Water Base Rate	Water Usage Cost	Total Bill	Month Diff from January	Inc from January	Unit of Usage	Water Unit Rate	Water Base Rate	Water Usage Cost	Total Bill	Month Diff from prior year	Inc from prior year
1	6.84	15.00	6.84	21.84	0.89	4.26%	1	6.97	15.00	6.97	21.97	0.14	0.63%
2	6.84	15.00	13.67	28.67	1.78	6.63%	2	6.97	15.00	13.95	28.95	0.27	0.95%
3	6.84	15.00	20.51	35.51	2.68	8.15%	3	6.97	15.00	20.92	35.92	0.41	1.16%
4	6.84	15.00	27.35	42.35	3.57	9.20%	4	6.97	15.00	27.90	42.90	0.55	1.29%
5	6.84	15.00	34.19	49.19	4.46	9.97%	5	6.97	15.00	34.87	49.87	0.68	1.39%
6	6.84	15.00	41.02	56.02	5.35	10.56%	6	6.97	15.00	41.84	56.84	0.82	1.46%
7	6.84	15.00	47.86	62.86	6.24	11.03%	7	6.97	15.00	48.82	63.82	0.96	1.52%
8	6.84	15.00	54.70	69.70	7.13	11.40%	8	6.97	15.00	55.79	70.79	1.09	1.57%
9	6.84	15.00	61.54	76.54	8.03	11.72%	9	6.97	15.00	62.77	77.77	1.23	1.61%
10	6.84	15.00	68.37	83.37	8.92	11.98%	10	6.97	15.00	69.74	84.74	1.37	1.64%
11	6.84	15.00	75.21	90.21	9.81	12.20%	11	6.97	15.00	76.71	91.71	1.50	1.67%
12	6.84	15.00	82.05	97.05	10.70	12.39%	12	6.97	15.00	83.69	98.69	1.64	1.69%
13	6.84	15.00	88.89	103.89	11.59	12.56%	13	6.97	15.00	90.66	105.66	1.78	1.71%
14	6.84	15.00	95.72	110.72	12.49	12.71%	14	6.97	15.00	97.64	112.64	1.91	1.73%
15	6.84	15.00	102.56	117.56	13.38	12.84%	15	6.97	15.00	104.61	119.61	2.05	1.74%

Water Bill Comparisons - Small Commercial - Using 25-49 units per month

Year 1 - 50% Base - 15% Usage
 Year 2 - 15% Usage
 Year 3 - 2% Usage

Current Rates

Units	Water Unit Rate	Water Base Rate	Water Usage Cost	Total Bill
20	5.17	20.00	103.40	123.40
15	4.27		<u>64.05</u>	<u>64.05</u>
35			167.45	187.45
20	5.17	20.00	103.40	123.40
20	4.27		85.40	85.40
10	3.07		<u>30.70</u>	<u>30.70</u>
50			219.50	239.50

January 1, 2022 Rates

Units	Water Unit Rate	Water Base Rate	Water Usage Cost	Total Bill	Month Diff from Current	Inc from Current
20	5.95	30.00	118.91	148.91		
15	4.91		<u>73.66</u>	<u>73.66</u>		
35			192.57	222.57	35.12	18.73%
20	5.95	30.00	118.91	148.91		
20	4.91		98.21	98.21		
10	3.53		<u>35.31</u>	<u>35.31</u>		
50			252.43	282.43	42.93	17.92%

August 1, 2022 Rates

Units	Water Unit Rate	Water Base Rate	Water Usage Cost	Total Bill	Month Diff from January	Inc from January
20	6.84	30.00	136.75	166.75		
15	5.65		<u>84.71</u>	<u>84.71</u>		
35			221.45	251.45	28.89	12.98%
20	6.84	30.00	136.75	166.75		
20	5.65		112.94	112.94		
10	4.06		<u>40.60</u>	<u>40.60</u>		
50			290.29	320.29	37.86	13.41%

August 1, 2023 Rates

Units	Water Unit Rate	Water Base Rate	Water Usage Cost	Total Bill	Month Diff from prior	Inc from Prior
20	6.97	30.00	139.48	169.48		
15	5.76		<u>86.40</u>	<u>86.40</u>		
35			225.88	255.88	4.43	1.76%
20	6.97	30.00	139.48	169.48		
20	5.76		115.20	115.20		
10	4.14		<u>41.41</u>	<u>41.41</u>		
50			296.09	326.09	5.81	1.81%

Water Bill Comparisons - Medium Commercial - Using 50-199 units/month

Year 1 - 50% Base - 15% Usage
 Year 2 - 15% Usage
 Year 3 - 2% Usage

Current Rates

Units	Water Unit Rate	Water Base Rate	Water Usage Cost	Total Bill
20	5.17	50.00	103.40	153.40
20	4.27		85.40	85.40
<u>20</u>	<u>3.07</u>		<u>61.40</u>	<u>61.40</u>
60			250.20	300.20
20	5.17	50.00	103.40	153.40
20	4.27		85.40	85.40
<u>60</u>	<u>3.07</u>		<u>184.20</u>	<u>184.20</u>
100			373.00	423.00
20	5.17	50.00	103.40	153.40
20	4.27		85.40	85.40
<u>159</u>	<u>3.07</u>		<u>488.13</u>	<u>488.13</u>
199			676.93	726.93

January 1, 2022 Rates

Units	Water Unit Rate	Water Base Rate	Water Usage Cost	Total Bill	Month Diff from Current	Inc from Current
20	5.95	75.00	118.91	193.91		
20	4.91		98.21	98.21		
<u>20</u>	<u>3.53</u>		<u>70.61</u>	<u>70.61</u>		
60			287.73	362.73	62.53	20.83%
20	5.95	75.00	118.91	193.91		
20	4.91		98.21	98.21		
<u>60</u>	<u>3.53</u>		<u>211.83</u>	<u>211.83</u>		
100			428.95	503.95	80.95	19.14%
20	5.95	75.00	118.91	193.91		
20	4.91		98.21	98.21		
<u>159</u>	<u>3.53</u>		<u>561.35</u>	<u>561.35</u>		
199			778.47	853.47	126.54	17.41%

August 1, 2022 Rates

Units	Water Unit Rate	Water Base Rate	Water Usage Cost	Total Bill	Month Diff from January	Inc from January
20	6.84	75.00	136.75	211.75		
20	5.65		112.94	112.94		
<u>20</u>	<u>4.06</u>		<u>81.20</u>	<u>81.20</u>		
60			330.89	405.89	43.16	11.90%
20	6.84	75.00	136.75	211.75		
20	5.65		112.94	112.94		
<u>60</u>	<u>4.06</u>		<u>243.60</u>	<u>243.60</u>		
100			493.29	568.29	487.34	12.77%
20	6.84	75.00	136.75	211.75		
20	5.65		112.94	112.94		
<u>159</u>	<u>4.06</u>		<u>645.55</u>	<u>645.55</u>		
199			895.24	970.24	116.77	13.68%

August 1, 2023 Rates

Units	Water Unit Rate	Water Base Rate	Water Usage Cost	Total Bill	Month Diff from prior yr	Inc from prior year
20	6.97	75.00	139.48	214.48		
20	5.76		115.20	115.20		
<u>20</u>	<u>4.14</u>		<u>82.83</u>	<u>82.83</u>		
60			337.51	412.51	6.62	1.63%
20	6.97	75.00	139.48	214.48		
20	5.76		115.20	115.20		
<u>60</u>	<u>4.14</u>		<u>248.48</u>	<u>248.48</u>		
100			503.16	578.16	9.87	1.74%
20	6.97	75.00	139.48	214.48		
20	5.76		115.20	115.20		
<u>159</u>	<u>4.14</u>		<u>658.46</u>	<u>658.46</u>		
199			913.14	988.14	17.90	1.85%

Water Bill Comparisons - Large Commercial/Industry (200+ units/month)

Year 1-50% Base-15% usage

Year 2-15% usage

Year 3 - 2% Usage

Current Rates

January 1, 2022 Rates

Total units of usage	Water Unit Rate	Water Base Rate	Water Usage Cost	Total Bill	Unit of Usage	Water Unit Rate	Water Base Rate	Water Usage Cost	Total Bill	Monthly Bill Difference	Percentage of increase
20	5.17	200.00	103.40	303.40	20	5.95	300.00	118.91	418.91		
20	4.27		85.40	85.40	20	4.91		98.21	98.21		
<u>2043</u>	3.07		<u>6,272.01</u>	<u>6,272.01</u>	<u>2043</u>	3.53		<u>7,212.81</u>	<u>7,212.81</u>		
2083			6,460.81	6,660.81	2083			7,429.93	7,729.93	1,069.12	16.05%
20	5.17	200.00	103.40	303.40	20	5.95	300.00	118.91	418.91		
20	4.27		85.40	85.40	20	4.91		98.21	98.21		
<u>1838</u>	3.07		<u>5,642.66</u>	<u>5,642.66</u>	<u>1838</u>	3.53		<u>6,489.06</u>	<u>6,489.06</u>		
1878			5,831.46	6,031.46	1878			6,706.18	7,006.18	974.72	16.16%
20	5.17	200.00	103.40	303.40	20	5.95	300.00	118.91	418.91		
20	4.27		85.40	85.40	20	4.91		98.21	98.21		
<u>1736</u>	3.07		<u>5,329.52</u>	<u>5,329.52</u>	<u>1736</u>	3.53		<u>6,128.95</u>	<u>6,128.95</u>		
1776			5,518.32	5,718.32	1776			6,346.07	6,646.07	927.75	16.22%
20	5.17	200.00	103.40	303.40	20	5.95	300.00	118.91	418.91		
20	4.27		85.40	85.40	20	4.91		98.21	98.21		
<u>1311</u>	3.07		<u>4,024.77</u>	<u>4,024.77</u>	<u>1311</u>	3.53		<u>4,628.49</u>	<u>4,628.49</u>		
1351			4,213.57	4,413.57	1351			4,845.61	5,145.61	732.04	16.59%
20	5.17	200.00	103.40	303.40	20	5.95	300.00	118.91	418.91		
20	4.27		85.40	85.40	20	4.91		98.21	98.21		
<u>297</u>	3.07		<u>911.79</u>	<u>911.79</u>	<u>297</u>	3.53		<u>1,048.56</u>	<u>1,048.56</u>		
337			1,100.59	1,300.59	337			1,265.68	1,565.68	265.09	20.38%
20	5.17	200.00	103.40	303.40	20	5.95	300.00	118.91	418.91		
20	4.27		85.40	85.40	20	4.91		98.21	98.21		
<u>281</u>	3.07		<u>862.67</u>	<u>862.67</u>	<u>281</u>	3.53		<u>992.07</u>	<u>992.07</u>		
321			1,051.47	1,251.47	321			1,209.19	1,509.19	257.72	20.59%

Water Bill Comparisons - Large Commercial/Industry (200+ units/month)

Year 1-50% Base-15% usage-Surcharge

Year 2-15% usage

Year 3 - 2% Usage

January 1, 2022 Rates

August 1, 2022 Rates

Total units of usage	Water Unit Rate	Water Base Rate	Water Usage Cost	Total Bill	Unit of Usage	Water Unit Rate	Water Base Rate	Water Usage Cost	Total Bill	Monthly Bill Difference	Percentage of increase
20	5.95	300.00	118.91	418.91	20	6.84	300.00	136.75	436.75		
20	4.91		98.21	98.21	20	5.65		112.94	112.94		
<u>2043</u>	3.53		<u>7,212.81</u>	<u>7,212.81</u>	<u>2043</u>	4.06		<u>8,294.73</u>	<u>8,294.73</u>		
2083			7,429.93	7,729.93	2083			8,544.42	8,844.42	1,114.49	14.42%
20	5.95	300.00	118.91	418.91	20	6.84	300.00	136.75	436.75		
20	4.91		98.21	98.21	20	5.65		112.94	112.94		
<u>1838</u>	3.53		<u>6,489.06</u>	<u>6,489.06</u>	<u>1838</u>	4.06		<u>7,462.42</u>	<u>7,462.42</u>		
1878			6,706.18	7,006.18	1878			7,712.11	8,012.11	1,005.93	14.36%
20	5.95	300.00	118.91	418.91	20	6.84	300.00	136.75	436.75		
20	4.91		98.21	98.21	20	5.65		112.94	112.94		
<u>1736</u>	3.53		<u>6,128.95</u>	<u>6,128.95</u>	<u>1736</u>	4.06		<u>7,048.29</u>	<u>7,048.29</u>		
1776			6,346.07	6,646.07	1776			7,297.98	7,597.98	951.91	14.32%
20	5.95	300.00	118.91	418.91	20	6.84	300.00	136.75	436.75		
20	4.91		98.21	98.21	20	5.65		112.94	112.94		
<u>1311</u>	3.53		<u>4,628.49</u>	<u>4,628.49</u>	<u>1311</u>	4.06		<u>5,322.76</u>	<u>5,322.76</u>		
1351			4,845.61	5,145.61	1351			5,572.45	5,872.45	726.84	14.13%
20	5.95	300.00	118.91	418.91	20	6.84	300.00	136.75	436.75		
20	4.91		98.21	98.21	20	5.65		112.94	112.94		
<u>297</u>	3.53		<u>1,048.56</u>	<u>1,048.56</u>	<u>297</u>	4.06		<u>1,205.84</u>	<u>1,205.84</u>		
337			1,265.68	1,565.68	337			1,455.53	1,755.53	189.85	12.13%
20	5.95	300.00	118.91	418.91	20	6.84	300.00	136.75	436.75		
20	4.91		98.21	98.21	20	5.65		112.94	112.94		
<u>281</u>	3.53		<u>992.07</u>	<u>992.07</u>	<u>281</u>	4.06		<u>1,140.88</u>	<u>1,140.88</u>		
321			1,209.19	1,509.19	321			1,390.57	1,690.57	181.38	12.02%

Water Bill Comparisons - Large Commercial/Industry (200+ units/month)

Year 1-50% Base-15% usage-Surcharge

Year 2-15% usage

Year 3 - 2% Usage

August 1, 2022 Rates

August 1, 2023 Rates

August 1, 2022 Rates					August 1, 2023 Rates					Monthly Bill Difference	Percentage of increase
Total units of usage	Water Unit Rate	Water Base Rate	Water Usage Cost	Total Bill	Unit of Usage	Water Unit Rate	Water Base Rate	Water Usage Cost	Total Bill		
20	6.84	300.00	136.75	436.75	20	6.97	300.00	139.48	439.48		
20	5.65		112.94	112.94	20	5.76		115.20	115.20		
<u>2043</u>	4.06		<u>8,294.73</u>	<u>8,294.73</u>	<u>2043</u>	4.14		<u>8,460.63</u>	<u>8,460.63</u>		
2083			8,544.42	8,844.42	2083			8,715.31	9,015.31	170.89	1.93%
20	6.84	300.00	136.75	436.75	20	6.97	300.00	139.48	439.48		
20	5.65		112.94	112.94	20	5.76		115.20	115.20		
<u>1838</u>	4.06		<u>7,462.42</u>	<u>7,462.42</u>	<u>1838</u>	4.14		<u>7,611.67</u>	<u>7,611.67</u>		
1878			7,712.11	8,012.11	1878			7,866.35	8,166.35	154.24	1.93%
20	6.84	300.00	136.75	436.75	20	6.97	300.00	139.48	439.48		
20	5.65		112.94	112.94	20	5.76		115.20	115.20		
<u>1736</u>	4.06		<u>7,048.29</u>	<u>7,048.29</u>	<u>1736</u>	4.14		<u>7,189.26</u>	<u>7,189.26</u>		
1776			7,297.98	7,597.98	1776			7,443.94	7,743.94	145.96	1.92%
20	6.84	300.00	136.75	436.75	20	6.97	300.00	139.48	439.48		
20	5.65		112.94	112.94	20	5.76		115.20	115.20		
<u>1311</u>	4.06		<u>5,322.76</u>	<u>5,322.76</u>	<u>1311</u>	4.14		<u>5,429.21</u>	<u>5,429.21</u>		
1351			5,572.45	5,872.45	1351			5,683.90	5,983.90	111.45	1.90%
20	6.84	300.00	136.75	436.75	20	6.97	300.00	139.48	439.48		
20	5.65		112.94	112.94	20	5.76		115.20	115.20		
<u>297</u>	4.06		<u>1,205.84</u>	<u>1,205.84</u>	<u>297</u>	4.14		<u>1,229.96</u>	<u>1,229.96</u>		
337			1,455.53	1,755.53	337			1,484.64	1,784.64	29.11	1.66%
20	6.84	300.00	136.75	436.75	20	6.97	300.00	139.48	439.48		
20	5.65		112.94	112.94	20	5.76		115.20	115.20		
<u>281</u>	4.06		<u>1,140.88</u>	<u>1,140.88</u>	<u>281</u>	4.14		<u>1,163.70</u>	<u>1,163.70</u>		
321			1,390.57	1,690.57	321			1,418.38	1,718.38	27.81	1.65%

MEMORANDUM

TO: Mayor and Council
FROM: Larry Flaws
Recreation & Public Grounds Director

DATE OF MEMO: July 7th, 2021

RE: Historic Train Depot and 1st Hamilton Co. Courthouse mold remediation estimates:

SUMMARY:

Price estimates for Mold Remediation at the Historic Train Depot and the 1st Hamilton Co. Courthouse at Wilson Brewer Historic Park

PREVIOUS COUNCIL ACTION:

At the June 21, 2021 City Council Meeting, the City Council recommended approval (\$15,000-18,000) for the mold remediation at Wilson Brewer Park and to follow up with the price estimates from several companies that deal with mold removal, for their final approval.

BACKGROUND/DISCUSSION:

I met with 3 different vendors to explain and show what was needed of their services for mold remediation.

1. **June 22, 2021**
Service Master of Fort Dodge, Attn. Mark Rice
Failed to get back to us.
2. **June 1st, 2021**
Servpro of Ames and Marshalltown
Ames, Iowa, 50014, Attn. Daniel Burke
Bid received, June 2,2021 amount.....\$15,253.18
3. **June 28th,2021**
Mustang Disaster Clean Up
Ellsworth, Iowa, attn. Spencer Downey
Bid received June 29th,2021 amount.....\$15,146.14

FINANCIAL IMPLICATIONS:

\$15,000-18,000

RECOMMENDATION:

I recommend the City Council approve these specifications.

3. **Mustang Disaster Clean Up of Ellsworth, Iowa for the Fee: \$15,146.14**

ALTERNATIVES:

1. None

CITY MANAGER COMMENTS: _____

Attachments:
Price Estimate
Mustang Disaster Clean Up
Ellsworth, Iowa

Price estimate
Servpro of Ames and Marshalltown
Ames, Iowa

Webster City insurance claim: Z01667219
EMC Des Moines Claim Department
Unfortunately, based on the facts obtained and language contained within our policy, they regret that they are unable to assist you with the loss.



Mustang Disaster CleanUp

Ellsworth Iowa
Office Phone: 515-620-3772
Email: imustangdisastercleanup@gmail.com
Tax ID: 46-2420143

Client: Wilson Brewer Park Museum - Depot/Courthouse
Property: 220 Ohio Street
Webster City, IA 50595

Cellular: (515) 832-9193

Operator: IMUSTANG

Estimator: Spencer Downey
Position: General Manager
Company: Mustang Disaster CleanUp

Business: (515) 338-0113
E-mail: spencer@mustangdisastercleanup.com

Type of Estimate: Mold

Date Entered: 6/29/2021

Date Assigned: 6/28/2021

Price List: IAFD8X_JUN21

Labor Efficiency: Restoration/Service/Remodel

Estimate: 2021-06-29-0811



Mustang Disaster CleanUp

Ellsworth Iowa
 Office Phone: 515-620-3772
 Email: imustangdisastercleanup@gmail.com
 Tax ID: 46-2420143

2021-06-29-0811

Depot Basement

Basement

Height: 8'

DESCRIPTION	QTY	UNIT PRICE	TOTAL
1. Equipment setup, take down, and monitoring (hourly charge)	5.00 HR @	52.06 =	260.30
2. Apply anti-microbial agent to more than the walls and ceiling	4,107.64 SF @	0.25 =	1,026.91
3. Negative air fan/Air scrubber (24 hr period) - No monit.	5.00 DA @	70.00 =	350.00
4. Remove wet suspended ceiling tile and bag for disposal	1,291.82 SF @	0.40 =	516.73
5. Tear out wet drywall, no bagging, per LF - up to 4' tall	190.50 LF @	3.89 =	741.05
6. Tear out and bag wet insulation	1,407.00 SF @	0.77 =	1,083.39
7. HEPA Vacuuming - Detailed - (PER SF)	2,815.82 SF @	0.64 =	1,802.12
8. Cleaning Technician - per hour	100.00 HR @	38.84 =	3,884.00
<i>This is for HEPA cleaning/sterilizing, wiping all salvageable contents, and ceilings, walls, and floor.</i>			
9. Deodorize building - Ozone treatment	10,334.56 CF @	0.03 =	310.04
10. Dehumidifier (per 24 hour period) - No monitoring	5.00 EA @	57.55 =	287.75
<i>1 Dehumidifier for 5 days.</i>			
11. Air mover (per 24 hour period) - No monitoring	3.00 EA @	26.50 =	79.50
<i>Needed to circulate Ozone throughout the area.</i>			
12. Add for personal protective equipment (hazardous cleanup)	3.00 EA @	13.53 =	40.59
13. Respirator cartridge - HEPA & vapor & gas (per pair)	3.00 EA @	37.70 =	113.10

South Bathroom

Height: 8'

DESCRIPTION	QTY	UNIT PRICE	TOTAL
14. HEPA Vacuuming - Detailed - (PER SF)	165.33 SF @	0.64 =	105.81
15. Remove wet suspended ceiling tile and bag for disposal	25.33 SF @	0.40 =	10.13
16. Apply anti-microbial agent to the walls	165.33 SF @	0.25 =	41.33

Storage Area/Room

Height: 8'

DESCRIPTION	QTY	UNIT PRICE	TOTAL
17. HEPA Vacuuming - Detailed - (PER SF)	150.67 SF @	0.64 =	96.43
18. Apply anti-microbial agent to the walls	150.67 SF @	0.25 =	37.67

North Bathroom

Height: 8'

2021-06-29-0811

6/30/2021

Page: 2



Mustang Disaster CleanUp

Ellsworth Iowa
 Office Phone: 515-620-3772
 Email: imustangdisastercleanup@gmail.com
 Tax ID: 46-2420143

DESCRIPTION	QTY	UNIT PRICE	TOTAL
19. HEPA Vacuuming - Detailed - (PER SF)	168.00 SF @	0.64 =	107.52
20. Remove wet suspended ceiling tile and bag for disposal	26.39 SF @	0.40 =	10.56
21. Apply anti-microbial agent to the walls	168.00 SF @	0.25 =	42.00

Courthouse Basement

Basement **Height: 8'**
Subroom: Stairs (2) **Height: 18' 2"**
Missing Wall **3' X 18' 2 3/8"** **Opens into STAIRS1**
Subroom: Stairs1 (1) **Height: 8'**
Missing Wall **3' X 8'** **Opens into STAIRS**

DESCRIPTION	QTY	UNIT PRICE	TOTAL
22. HEPA Vacuuming - Detailed - (PER SF) <i>Wall and ceiling square footage.</i>	2,420.93 SF @	0.64 =	1,549.40
23. Negative air fan/Air scrubber (24 hr period) - No monit.	2.00 DA @	70.00 =	140.00
24. Cleaning Technician - per hour <i>Rate is for 3 people at 8 hours to removing and disposing contents at the request of the City. An additional 2 hours per 3 people for HEPA cleaning/sterilizing ceilings, walls, floor.</i>	30.00 HR @	38.84 =	1,165.20
25. Deodorize building - Ozone treatment	6,374.13 CF @	0.03 =	191.22
26. Dehumidifier (per 24 hour period) - No monitoring	5.00 EA @	57.55 =	287.75
27. Air mover (per 24 hour period) - No monitoring <i>Needed to circulate Ozone throughout the area.</i>	1.00 EA @	26.50 =	26.50
28. Add for personal protective equipment (hazardous cleanup)	3.00 EA @	13.53 =	40.59
29. Apply anti-microbial agent to more than the walls and ceiling	3,194.20 SF @	0.25 =	798.55

Grand Total Areas:

4,017.51 SF Walls	2,141.49 SF Ceiling	6,158.99 SF Walls and Ceiling
2,198.82 SF Floor	244.31 SY Flooring	485.33 LF Floor Perimeter
0.00 SF Long Wall	0.00 SF Short Wall	476.50 LF Ceil. Perimeter
2,198.82 Floor Area	2,275.79 Total Area	2,834.67 Interior Wall Area
2,566.50 Exterior Wall Area	285.17 Exterior Perimeter of Walls	
0.00 Surface Area	0.00 Number of Squares	0.00 Total Perimeter Length
0.00 Total Ridge Length	0.00 Total Hip Length	




Mustang Disaster CleanUp

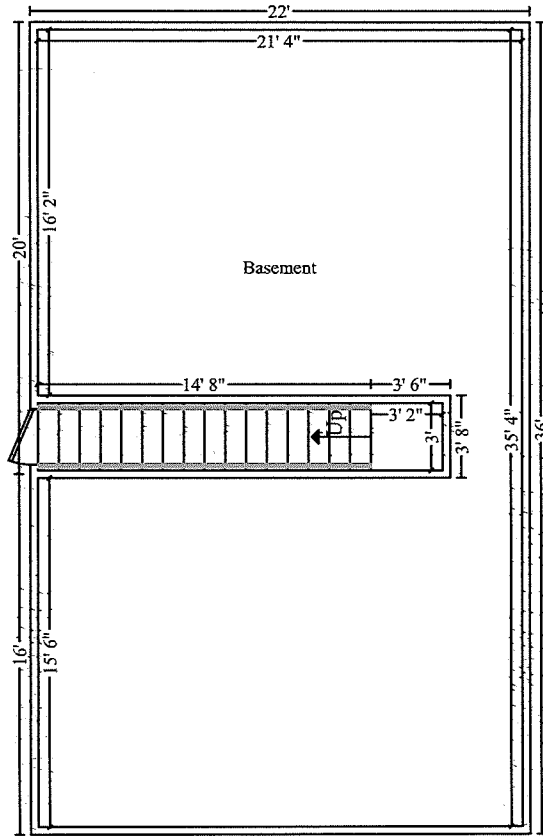
Ellsworth Iowa
Office Phone: 515-620-3772
Email: imustangdisastercleanup@gmail.com
Tax ID: 46-2420143

Summary

Line Item Total	15,146.14
Replacement Cost Value	\$15,146.14
Net Claim	\$15,146.14

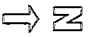
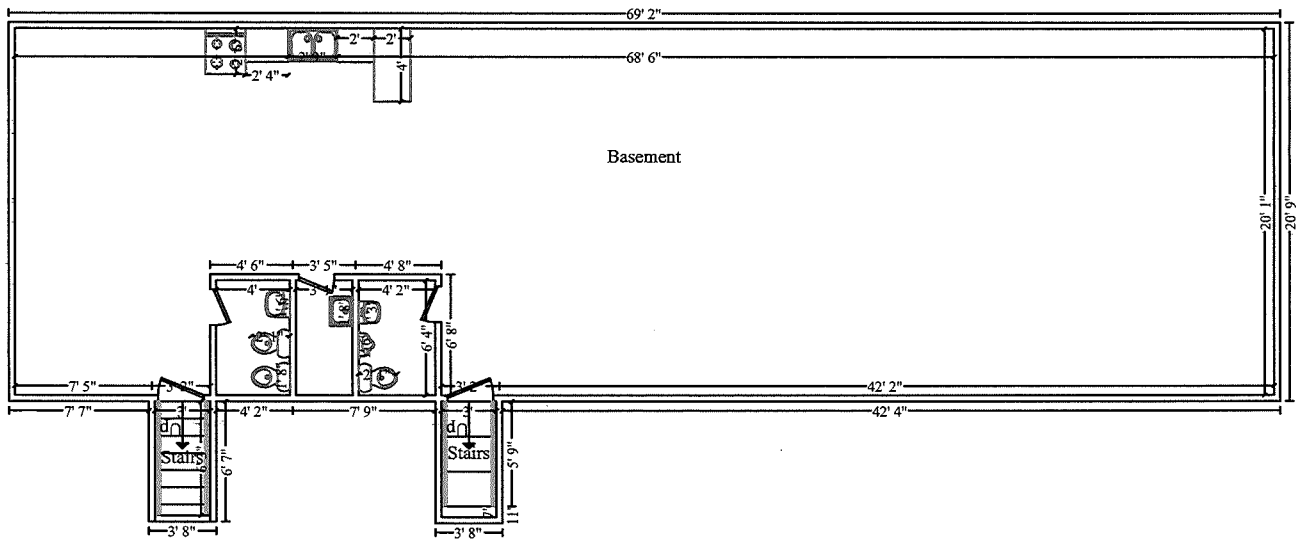

Spencer Downey
General Manager

Courthouse Basement



Courthouse Basement

Depot Basement



Depot Basement



Central Iowa: (515) 620-3772
spencer@mustangdisastercleanup.com

Wilson Brewer Park Museum

Claim ID

Larry Flaws

Date of Loss

Jun 28, 2021

Date Claim Created

Jun 28, 2021

Type of Loss

Mold

Address


220 Ohio Street, Webster City, IA, USA

Policyholder Name

Wilson Brewer Park Museum

Policyholder Phone Number

5152971691



Historic Train Depot and Courthouse.

Report Details

Mold Remediation

Claim Summary

1900's Historic Train Depot and 1866 Courthouse. Large amount of microbial growth along the walls, ceilings, floors, and contents. Affected areas are in the basements of each building.

Table of Contents

Train Depot	4
Room 1	4
Overview Photos	4
North Bathroom	12
Overview Photos	12
Storage Area/Room	13
Overview Photos	13
South Bathroom	14
Overview Photos	14
Old Courthouse	15
Basement	15
Overview Photos	15


Structure: Train Depot




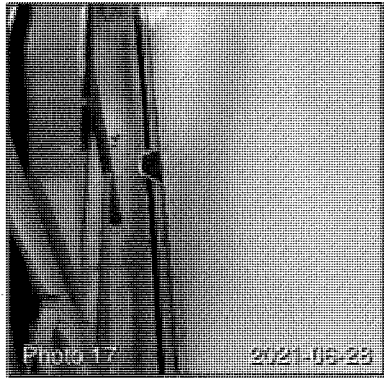



Details: None

Address: None

Train Depot: Room 1

OVERVIEW PHOTOS: Room 1








Photo 22

2021-06-28




Photo 23

2021-06-28




Photo 24

2021-06-28




Photo 25

2021-06-28




Photo 26

2021-06-28



Photo 27

2021-06-28




Photo 28

2021-06-28




Photo 29

2021-06-28




Photo 30

2021-06-28



Photo 31

2021-06-28



Photo 32

2021-06-28



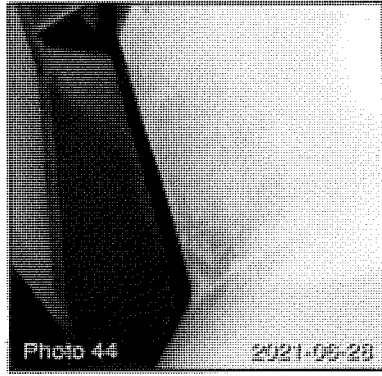









Photo 33

2021-06-28






Photo 46

2021-06-28



Photo 47

2021-06-28




Photo 48

2021-06-28




Photo 49

2021-06-28



Photo 50

2021-06-28



Photo 51

2021-06-28



Photo 52

2021-06-28




Photo 53

2021-06-28



Photo 54

2021-06-28




Photo 55

2021-06-28



Photo 56

2021-06-28




Photo 57

2021-06-28



Photo 58 2021-06-28

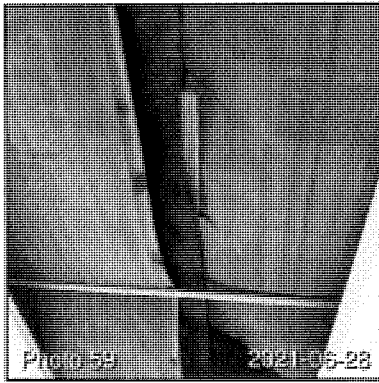


Photo 59 2021-06-28



Photo 60 2021-06-28




Photo 61 2021-06-28




Photo 62 2021-06-28




Photo 63 2021-06-28




Photo 64 2021-06-28



Photo 65 2021-06-28

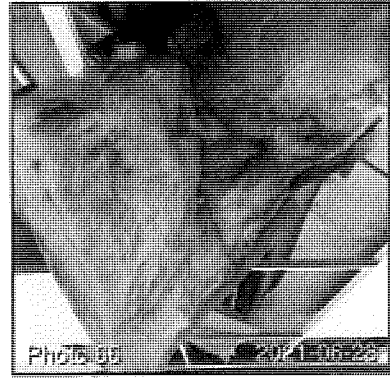


Photo 66 2021-06-28



Photo 67 2021-06-28



Photo 68 2021-06-28




Photo 69 2021-06-28




Photo 70

2021-05-28




Photo 71

2021-05-28




Photo 72

2021-05-28




Photo 73

2021-05-28




Photo 74

2021-05-28




Photo 75

2021-05-28



Photo 76

2021-05-28




Photo 77

2021-05-28




Photo 78

2021-05-28




Photo 79

2021-05-28




Photo 80

2021-05-28




Photo 81

2021-05-28




Photo 82 2021-06-23




Photo 83 2021-06-23



Photo 84 2021-06-23



Photo 85 2021-06-23




Photo 86 2021-06-23




Photo 87 2021-06-23










Photo 88 2021-06-23

Train Depot: North Bathroom



OVERVIEW PHOTOS: North Bathroom









Train Depot: South Bathroom

OVERVIEW PHOTOS: South Bathroom





Train Depot: Storage Area/Room

OVERVIEW PHOTOS: Storage Area/Room






Photo 7

2021-06-28




Photo 8

2021-06-28



Photo 9

2021-06-28




Photo 10

2021-06-28



Photo 11

2021-06-28




Photo 12

2021-06-28



Photo 13

2021-06-28




Photo 14

2021-06-28




Photo 15

2021-06-28




Photo 16

2021-06-28



Photo 17

2021-06-28




Photo 18

2021-06-28









Structure: Old Courthouse



Details: None

Address: None

Old Courthouse: Basement

OVERVIEW PHOTOS: Basement








Photo 19

2021-06-28



Photo 20

2021-06-28




Photo 21

2021-06-28




Photo 22

2021-06-28



Photo 23

2021-06-28



Photo 24

2021-06-28




Photo 25

2021-06-28




Photo 26

2021-06-28




Photo 27

2021-06-28




Photo 28

2021-06-28



Photo 29

2021-06-28



Photo 30

2021-06-28

Insured: Webster City Train Depot
Property: 1900 Superior Street
Webster City, IA 50595

Home: (515) 832-9193

Claim Number:

Policy Number:

Type of Loss: <NONE>

Date of Loss:
Date Inspected:

Date Received:
Date Entered: 5/28/2021 8:47 AM

Price List: IAFD8X_MAY21
Restoration/Service/Remodel
Estimate: 2021-05-28-0847-1



Servpro of Ames and Marshalltown

2316 230th St.
 Suite 703
 Ames, IA 50014
 515-233-4544
 office@servproames.com

2021-05-28-0847-1

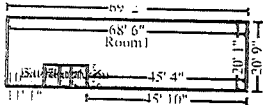
Main Level

Main Level

DESCRIPTION	QTY	REMOVE	REPLACE	TAX	TOTAL
8. Equipment setup, take down, and monitoring (hourly charge)	6.00 HR	0.00	51.95	0.00	311.70
12. Containment Barrier/Airlock/Decon. Chamber	300.00 SF	0.00	0.77	1.68	232.68
16. Equipment decontamination charge - per piece of equipment	4.00 EA	0.00	33.94	1.12	136.88
21. Add for HEPA filter (for neg. air machine/vacuum - Large)	0.50 EA	0.00	292.54	9.84	156.11
Total: Main Level				12.64	837.37

Room1

Height: 8'



1,524.00 SF Walls	1,291.82 SF Ceiling
2,815.82 SF Walls & Ceiling	1,291.82 SF Floor
143.54 SY Flooring	190.50 LF Floor Perimeter
190.50 LF Ceil. Perimeter	

DESCRIPTION	QTY	REMOVE	REPLACE	TAX	TOTAL
14. Tear out wet drywall, cleanup, bag, per LF - to 4' - Cat 3	190.50 LF	8.03	0.00	8.53	1,538.25
3. Tear out and bag wet insulation	1,291.82 SF	0.77	0.00	5.43	1,000.13
5. Apply plant-based anti-microbial agent to more than the floor	4,107.64 SF	0.00	0.27	14.38	1,123.44
9. Dehumidifier (per 24 hour period) - XLarge - No monitoring	6.00 EA	0.00	102.50	0.00	615.00
10. HEPA Vacuuming - Detailed - (PER SF)	2,815.82 SF	0.00	0.63	0.00	1,773.97
19. Remove wet suspended ceiling tile and bag for disposal	1,291.82 SF	0.40	0.00	4.52	521.25
20. Negative air fan/Air scrubber (24 hr period) - No monit.	6.00 DA	0.00	70.00	0.00	420.00
22. Containment Barrier/Airlock/Decon. Chamber	500.00 SF	0.00	0.77	2.80	387.80
25. General Laborer - per hour	120.00 HR	0.00	43.50	0.00	5,220.00

Although it's listed under general labor these hours are for HEPA Vac'ing all contents and treating where possible. specialized cleaning is available however the cost would rise significantly.

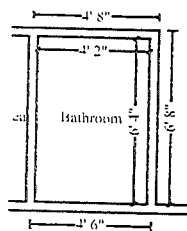


Servpro of Ames and Marshalltown

2316 230th St.
 Suite 703
 Ames, IA 50014
 515-233-4544
 office@servproames.com

CONTINUED - Room1

DESCRIPTION	QTY	REMOVE	REPLACE	TAX	TOTAL
Totals: Room1				35.66	12,599.84

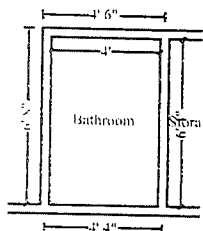


Bathroom

Height: 8'

168.00 SF Walls	26.39 SF Ceiling
194.39 SF Walls & Ceiling	26.39 SF Floor
2.93 SY Flooring	21.00 LF Floor Perimeter
21.00 LF Ceil. Perimeter	

DESCRIPTION	QTY	REMOVE	REPLACE	TAX	TOTAL
6. Tear out and bag wet insulation	26.39 SF	0.77	0.00	0.11	20.43
23. Remove wet suspended ceiling tile and bag for disposal	26.39 SF	0.40	0.00	0.09	10.65
Totals: Bathroom				0.20	31.08



Bathroom

Height: 8'

165.33 SF Walls	25.33 SF Ceiling
190.67 SF Walls & Ceiling	25.33 SF Floor
2.81 SY Flooring	20.67 LF Floor Perimeter
20.67 LF Ceil. Perimeter	

DESCRIPTION	QTY	REMOVE	REPLACE	TAX	TOTAL
7. Tear out and bag wet insulation	25.33 SF	0.77	0.00	0.11	19.61
24. Remove wet suspended ceiling tile and bag for disposal	25.33 SF	0.40	0.00	0.09	10.22
Totals: Bathroom				0.20	29.83

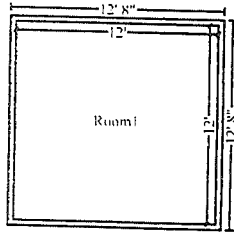
Total: Main Level				48.70	13,498.12
-------------------	--	--	--	-------	-----------

Courthouse



Servpro of Ames and Marshalltown

2316 230th St.
 Suite 703
 Ames, IA 50014
 515-233-4544
 office@servproames.com



Room 1

Height: 8'

384.00 SF Walls	144.00 SF Ceiling
528.00 SF Walls & Ceiling	144.00 SF Floor
16.00 SY Flooring	48.00 LF Floor Perimeter
48.00 LF Ceil. Perimeter	

DESCRIPTION	QTY	REMOVE	REPLACE	TAX	TOTAL
11. General Laborer - per hour	36.00 HR	0.00	43.50	0.00	1,566.00
3 people for 8 hours to remove contents requested by the city. Additional 3 people for 4 hours to clean remaining contents with HEPA vacing all contents and treating where possible					
17. HEPA Vacuuming - hourly charge	3.00 HR	0.00	63.02	0.00	189.06
Totals: Room 1				0.00	1,755.06
Total: Courthouse				0.00	1,755.06
Line Item Totals: 2021-05-28-0847-1				48.70	15,253.18

Grand Total Areas:

2,392.00 SF Walls	1,507.07 SF Ceiling	3,899.07 SF Walls and Ceiling
1,507.07 SF Floor	167.45 SY Flooring	299.00 LF Floor Perimeter
0.00 SF Long Wall	0.00 SF Short Wall	299.00 LF Ceil. Perimeter
1,507.07 Floor Area	1,595.65 Total Area	2,392.00 Interior Wall Area
2,074.50 Exterior Wall Area	230.50 Exterior Perimeter of Walls	
0.00 Surface Area	0.00 Number of Squares	0.00 Total Perimeter Length
0.00 Total Ridge Length	0.00 Total Hip Length	



Servpro of Ames and Marshalltown

2316 230th St.
Suite 703
Ames, IA 50014
515-233-4544
office@servproames.com

Summary for Dwelling

Line Item Total	
Material Sales Tax	15,204.48
Replacement Cost Value	48.70
Net Claim	<hr/> \$15,253.18 <hr/> \$15,253.18 <hr/>



Servpro of Ames and Marshalltown

2316 230th St.
Suite 703
Ames, IA 50014
515-233-4544
office@servproames.com

Recap of Taxes

	Material Sales Tax (7%)	Manuf. Home Tax (5%)	Repair Mtl Tax (7%)	Clean / Repair Tax (7%)
Line Items	48.70	0.00	0.00	0.00
Total	48.70	0.00	0.00	0.00



Servpro of Ames and Marshalltown

2316 230th St.
Suite 703
Ames, IA 50014
515-233-4544
office@servproames.com

Recap by Room

Estimate: 2021-05-28-0847-1

Area: Main Level		
Room 1	824.73	5.42%
Bathroom	12,564.18	82.63%
Bathroom	30.88	0.20%
	29.63	0.19%
<hr/>		
Area Subtotal: Main Level	13,449.42	88.46%
Area: Courthouse		
Room 1	1,755.06	11.54%
<hr/>		
Area Subtotal: Courthouse	1,755.06	11.54%
<hr/>		
Subtotal of Areas	15,204.48	100.00%
<hr/>		
Total	15,204.48	100.00%

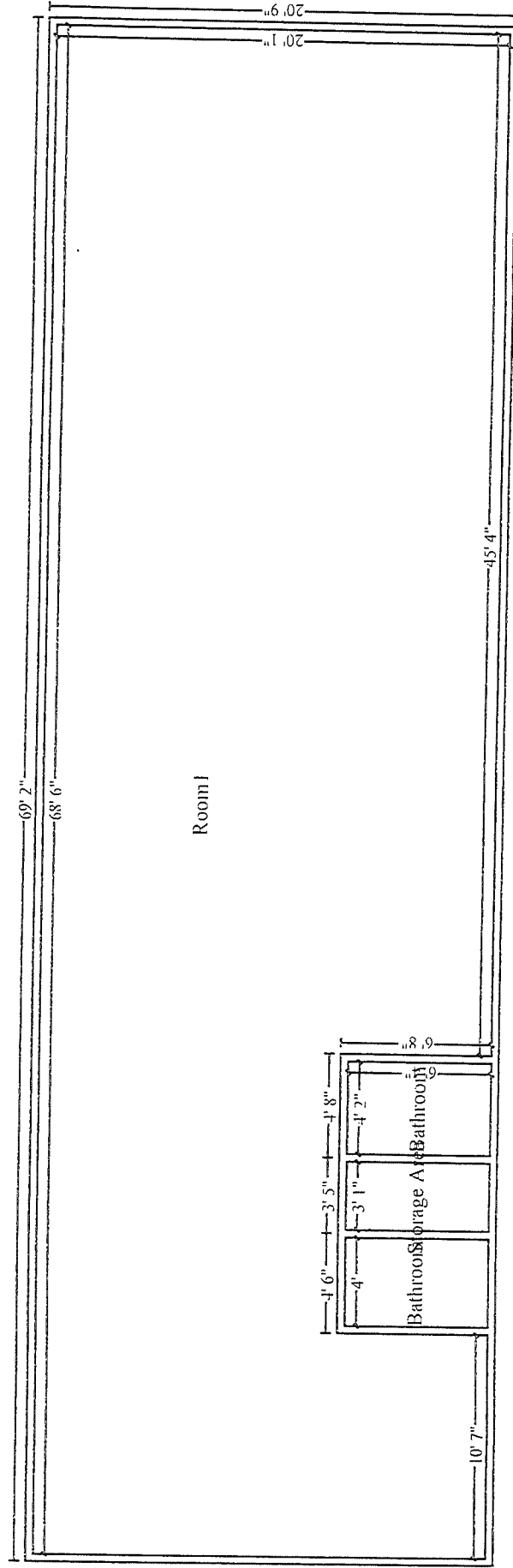


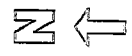
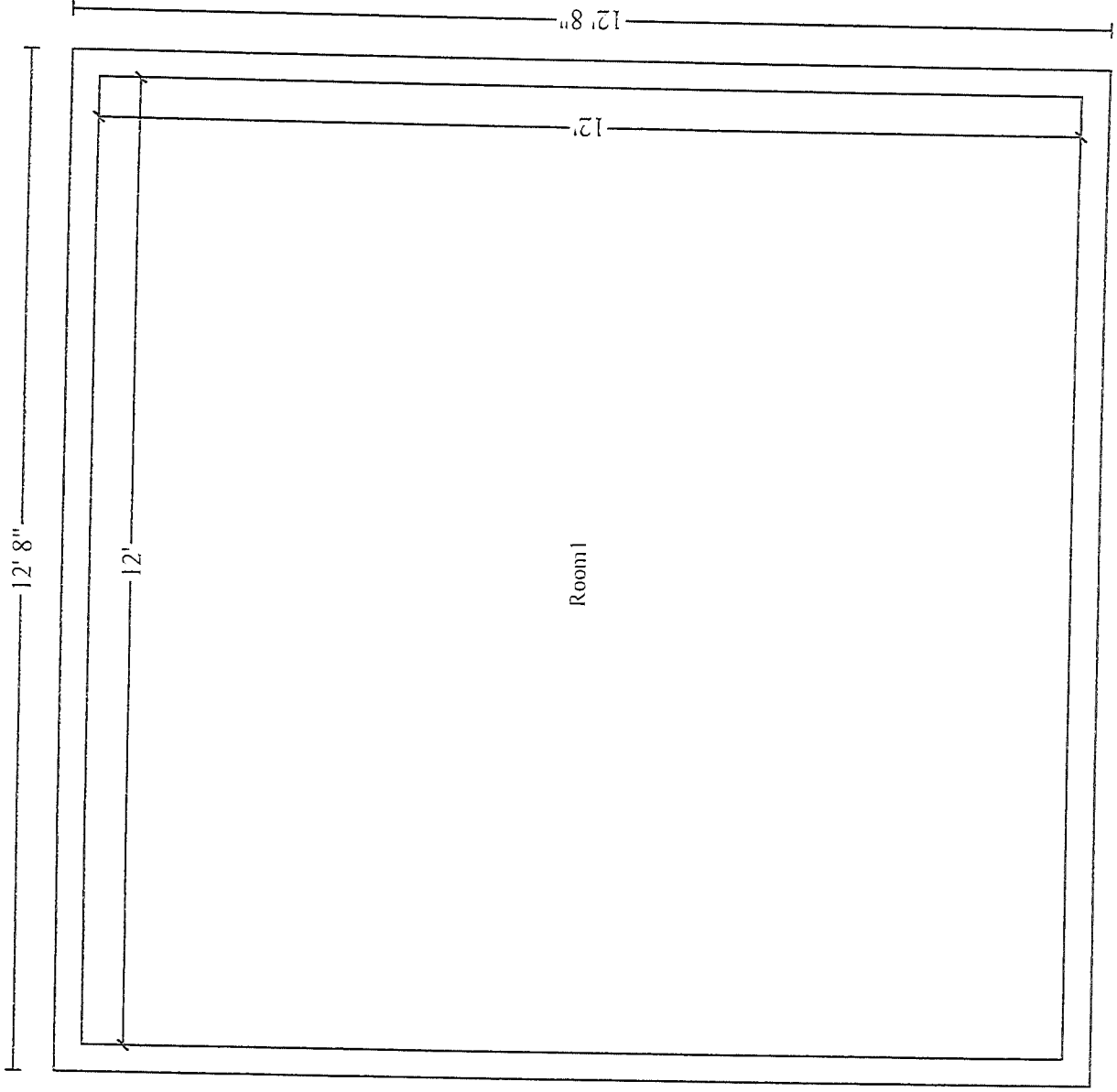
Servpro of Ames and Marshalltown

2316 230th St.
Suite 703
Ames, IA 50014
515-233-4544
office@servproames.com

Recap by Category

Items	Total	%
GENERAL DEMOLITION	3,101.66	20.33%
HAZARDOUS MATERIAL REMEDIATION	324.82	2.13%
LABOR ONLY	6,786.00	44.49%
WATER EXTRACTION & REMEDIATION	4,992.00	32.73%
Subtotal	15,204.48	99.68%
Material Sales Tax	48.70	0.32%
Total	15,253.18	100.00%





Des Moines Claim Department



June 23, 2021

CITY OF WEBSTER CITY
ATTN: LARRY FLAWS
PO BOX 217
WEBSTER CITY, IA 50595-0217

Certified Mail—Return Receipt Requested

Re: Claim Number: Z01667219
Date of Loss: 03/01/21
Loss Location: 222 Ohio St., Webster City, IA
Loss Type: Mold/Fungus

Dear Mr. Flaws:

This letter is in reference to the city's claim for mold damage present in the basements of the train depot and old courthouse located at 222 Ohio St.

EMCASCO Insurance Company (EMC) provides the property insurance for these buildings under the Building and Personal Property- Public Entity Coverage Form (CP7121). This coverage is subject to a \$1000 deductible. In this claim we were asked to address coverage for mold that was discovered in the basements to both of these buildings.

During my initial phone conversation with Breanne Leshner and in my inspection with you it was indicated the neither the depot nor the courthouse have controlled air being heat or air conditioning in the basement of these spaces. So the most reasonable explanation for the presence of mold in these spaces is humidity and condensation issues that have occurred over time. The CP7121 does have a limited coverage for mold. However, the policy requires that the mold must be the result of a "specified cause of loss". Extremes or presence of humidity and condensation are not one of the listed specified causes of loss. Unfortunately, based on the facts obtained and the language contained within your policy of insurance, we regret that we are unable to assist you with this loss.

We direct your attention to policy form **CP7121**, edition date **10-19**, which states in part:

BUILDING AND PERSONAL PROPERTY COVERAGE FORM

A. Coverage

We will pay for direct physical loss of or damage to Covered Property at the premises described in the Declarations caused by or resulting from any Covered Cause of Loss.

P.O. Box 884 | Des Moines, IA 50306-0884 | 515.280.2604 | 800.362.2227 | F 888.992.8213 P&C | F 888.992.8214 Work Comp | www.emcins.com

Employers Mutual Casualty Company
EMCASCO Insurance Company
EMC Reinsurance Company

Illinois EMCASCO Insurance Company
Dakota Fire Insurance Company
EMC Property & Casualty Company

Union Insurance Company of Providence
Hamilton Mutual Insurance Company
EMC Risk Services, LLC

EMC Underwriters, LLC
EMC National Life Company (affiliate)



1. Covered Property

Covered Property, as used in this Coverage Part, means the type of property described in this section, **A.1.**, and limited in **A.2.**, Property Not Covered, if a Limit of Insurance is shown in the Declarations for that type of property.

3. Covered Causes Of Loss

Covered Causes Of Loss means direct physical loss unless the loss is excluded or limited in Section **B.** Exclusions and Limitations.

4. Additional Coverages

h. Additional Coverage – Limited Coverage For "Fungus", Wet Rot, Dry Rot And Bacteria

(1) The coverage described in **h.(2)** and **h.(6)** only applies when the "fungus", wet or dry rot or bacteria is the result of one or more of the following causes that occur during the policy period and only if all reasonable means were used to save and preserve the property from further damage at the time of and after that occurrence.

a. A "specified cause of loss" other than fire or lightning; or

b. Flood, if the Flood Coverage Endorsement applies to the affected premises.

B. Exclusions And Limitations

1. We will not pay for loss or damage caused directly or indirectly by any of the following. Such loss or damage is excluded regardless of any other cause or event that contributes concurrently or in any sequence to the loss.

h. "Fungus", Wet Rot, Dry Rot And Bacteria

Presence, growth, proliferation, spread or any activity of "fungus", wet or dry rot or bacteria.

But if "fungus", wet or dry rot or bacteria results in a "specified cause of loss", we will pay for the loss or damage caused by that "specified cause of loss".

This exclusion does not apply:

(1) When "fungus", wet or dry rot or bacteria results from fire or lightning; or

(2) To the extent that coverage is provided in the Additional Coverage – Limited Coverage For "Fungus", Wet Rot, Dry Rot And Bacteria with respect to loss or damage by a cause of loss other than fire or lightning.

2. We will not pay for loss or damage caused by or resulting from any of the following:

d. (1) Wear and tear;

(2) Rust or other corrosion, decay, deterioration, hidden or latent defect or any quality in property that causes it to damage or destroy itself;

(4) Settling, cracking, shrinking or expansion;

(7) The following causes of loss to personal property:

(a) Dampness or dryness of atmosphere;

(b) Changes in or extremes of temperature; or

f. Continuous or repeated seepage or leakage of water, or the presence or condensation of humidity, moisture or vapor, that occurs over a period of 14 days or more.

3. We will not pay for loss or damage caused by or resulting from any of the following, **3.a.** through **3.c.** But if an excluded cause of loss that is listed in **3.a.** through **3.c.** results in a Covered Cause of Loss, we will pay for the loss or damage caused by that Covered Cause of Loss.

c. Faulty, inadequate or defective:

(4) Maintenance;



H. Definitions

- 1.** "Fungus" means any type or form of fungus, including mold or mildew, and any mycotoxins, spores, scents or by-products produced or released by fungi.
- 7.** "Specified causes of loss" means the following: Fire; lightning; explosion; wind or hail; smoke; aircraft or vehicles; riot or civil commotion; vandalism; leakage from fire-extinguishing equipment; sinkhole collapse; volcanic action; falling object; weight of snow, ice or sleet; water damage.
 - (a)** Sinkhole collapse means the sudden sinking or collapse of land into underground empty spaces created by the action of water on limestone or dolomite. This cause of loss does not include.
 - (1)** The cost of filling sinkholes; or
 - (2)** Sinking or collapse of land into manmade underground cavities.
 - (b)** Falling objects does not include loss or damage to:
 - (1)** Personal property in the open; or
 - (2)** The interior of a building or structure, or property inside a building or structure, unless the roof or an outside wall of the building or structure is first damaged by a falling object.
 - (c)** Water damage means accidental discharge or leakage of water or steam as the direct result of the breaking apart or cracking of a plumbing, heating, air conditioning or other system or appliance (other than a sump system including its related equipment and parts), that is located on the described premises and contains water or steam.

Nothing in this letter is intended to be, nor should be construed as, a waiver of any of the terms or conditions of your policy of insurance. EMC expressly reserves all rights, conditions, and defenses it may have now or those that may become apparent through additional investigation.

Please understand that by making specific reference to certain language and sections contained within your policy, EMC neither waives, nor shall it be estopped from, raising other exclusions, conditions, limitations, or provisions of your policy or the facts of this specific claim. Further, nothing in this letter is intended to be, nor should be construed as, a waiver of any of the terms or Conditions of your policy of insurance. EMC expressly reserves all rights, Conditions, and defenses it may have now or those that may become apparent through additional investigation or claim handling.

Thank you for all your courtesy and assistance. If you have any documentation that disputes our investigation, please forward immediately and we will be happy to review and reevaluate accordingly. If you have any questions, or wish to discuss any aspect of your claim, please feel free to contact me at 1-800-362-2227 ext. 7379.

Sincerely,

Tony Carroll
Senior Claims Adjuster
EMC Insurance Companies

CC: Town & Country Insurance PO Box 877 Webster City, IA 50595-0877 (via email)



**WEBSTER CITY PLANNING AND ZONING COMMISSION MINUTES
July 12, 2021**

The regular meeting of the Webster City Planning and Zoning Commission was held on July 12, 2021 at City Hall. The meeting was called to order by Chairperson Steve Struchen at 6:00 P.M.

ROLL CALL: Present: Jerry Kloberdanz, Lynn Jaycox, Jill Burtnett, Barb Wollan, Jim Kumm, Shelby Kroona, Steve Struchen, Sabrina Wohlford
Absent: Carolyn Cross

Also in attendance: Karla Wetzler, Planning Director
Justis Burgin, Paw Print Pad, LLC
Michael Henely and son

It was moved by Kumm and seconded by Wohlford that the minutes of the June 14, 2021, meeting be approved as mailed to the Commission.

ROLL CALL: Aye: Jerry Kloberdanz, Lynn Jaycox, Jill Burtnett, Barb Wollan, Jim Kumm, Shelby Kroona, Steve Struchen, Sabrina Wohlford
Nay: NONE
MOTION CARRIED.

Petitions – Communications – Requests: None

It was moved by Wollan and seconded by Kloberdanz to recommend that “kennel” be approved as an allowable use in an M-1 (Light Industrial) District with requirements included in a new definition. Said applicable additions to the zoning ordinance would read as follows:

Sec. 50-1. Definitions.

Kennel means any lot, building, structure or premises whereupon or wherein four or more cats and/or dogs over 2 months of age are kept or maintained for any purpose, including boarding, daycare, and grooming for a consideration. Private or commercial kennels as a principal use shall meet all of the following requirements:

- a) No dog having a disease harmful to humans shall be boarded or maintained in the facility.
- b) Methods shall be used to reduce off-site noise which may include the use of sound barrier material or other approved insulation.

- c) Adequate dog runs, either interior or exterior, must be provided for proper care and maintenance of the dogs. Exterior dog runs shall be at least 200' from any "R" District and shall not be used between the hours of 8:00 p.m. and 8:00 a.m.
- d) The kennel shall have flushing drains which shall be connected to an approved sanitary facility, or another approved method, and other physical elements to properly dispose of cleaning and animal waste.
- e) The kennel shall be air-conditioned and heated so that any windows, doors or other openings can be closed at times, except for ingress and egress into the building.
- f) All State of Iowa regulations must be satisfied per Iowa State Code Chapter 162.

And,

Sec. 50-116. M-1 (Light Industrial) District.

(41) Kennel

ROLL CALL: Aye: Lynn Jaycox Jill Burtnett, Barb Wollan, Jim Kumm, Shelby Kroona, Steve Struchen, Sabrina Wohlford, Jerry Kloberdanz
 Nay: NONE
 MOTION CARRIED.

It was moved by Kloberdanz and seconded by Jaycox to recommend that Sec. 50-116 (40) be repealed which currently reads as follows:

(40) The following uses permitted in a C-3 (Highway Business) District are allowed in a M-1 (Light Industrial) District: lumber yards, essential service buildings, farm machinery sales, nursery, auto sales, bowling alley, fraternal lodge, and eating and drinking establishments

and the following adopted in lieu thereof:

(40) The following uses permitted in a C-3 (Highway Business) District are allowed in an M-1 (Light Industrial) District: lumber yards, essential service buildings, farm machinery sales, auto sales, and eating and drinking establishments.

ROLL CALL: Aye: Jill Burtnett, Barb Wollan, Jim Kumm, Shelby Kroona, Steve Struchen, Sabrina Wohlford, Jerry Kloberdanz, Lynn Jaycox
 Nay: NONE
 MOTION CARRIED.

After a discussion with Michael Henely, it was moved by Kloberdanz and seconded by Jaycox to recommend that "outdoor race track for radio-controlled vehicles of 1:25 scale or smaller" be approved as an allowable use in an M-1 (Light Industrial) District. Said addition to the zoning ordinance would read as follows:

Sec. 50-116. M-1 (Light Industrial) District.

(42) Outdoor race track for radio-controlled vehicles of 1:25 scale or smaller.

ROLL CALL: Aye: Barb Wollan, Jim Kumm, Shelby Kroona, Steve Struchen, Sabrina Wohlford, Jerry Kloberdanz, Lynn Jaycox, Jill Burtnett
Nay: NONE
MOTION CARRIED.

Jim Kumm
Secretary



MEMORANDUM

TO: Mayor and City Council
FROM: Planning Director
DATE: July 13, 2021
RE: Set Public Hearing for Zoning Ordinance Revisions

SUMMARY: The City Council needs to set a Public Hearing for zoning ordinance revisions recommended by the Planning and Zoning Commission at their July 12, 2021, meeting.

PREVIOUS COUNCIL ACTION: N/A

BACKGROUND/DISCUSSION: There were two requests made to the Planning Department:

- 1) The Paw Print Pad, LLC, located on Aldrich Drive, would like to purchase a City-owned parcel on Commerce Drive (North half of Lot 5, SE Development Park #2 for \$48,250) to relocate their business as a developer has offered to purchase their current property. They would be going from the C-3 District to a M-1 District which does not currently allow a kennel for boarding, daycare, and grooming of dogs. I have researched many other communities, large and small, and the majority allow for such a use in a M-1 District within established guidelines.
- 2) I have received a request from Mike Henely, Webster City, to lease a portion of property owned by the City on the west side of White Fox Road, immediately north of the railroad tracks. This parcel is in the M-1 (Light Industrial) District and would be used for an outdoor radio-controlled car race track. This is currently not an allowable use. The two lots would measure approximately 100'x100'. This would be enough land for a small track and parking lot. It would be available for all the kids to use.

The P&Z did recommend that the zoning ordinance be amended to add a definition for "kennel" as well as including it as an allowable use in an M-1 (Light Industrial) District. They also recommended allowing an "outdoor race track for radio-controlled vehicles of 1:25 scale or smaller" on the City-owned lot if the City desires to lease the property for that use. A hearing needs to be set for a decision by the City Council.

FINANCIAL IMPLICATIONS: N/A

RECOMMENDATION: Set the Public Hearing for August 2, 2021 at 6:05 P.M.

ALTERNATIVES: N/A

COMMENTS:

RESOLUTION NO. 2021 - _____

**SETTING TIME AND PLACE FOR A PUBLIC HEARING
ON THE PROPOSED AMENDING OF THE CODE OF
ORDINANCES OF THE CITY OF WEBSTER CITY, IOWA,
BY AMENDING CHAPTER 50 PERTAINING
TO ZONING AS IT RELATES TO USES PERMITTED
IN THE M-1 (LIGHT INDUSTRIAL) DISTRICT.**

WHEREAS, the City Council of the City of Webster City, Iowa, proposes to amend the Code of Ordinances of the City of Webster City, by adding a definition for “kennels” in Chapter 50, Section 1, which will read as follows:

Sec. 50-1. Definitions.

Kennel means any lot, building, structure or premises whereupon or wherein four or more cats and/or dogs over 2 months of age are kept or maintained for any purpose, including boarding, daycare, and grooming for a consideration. Private or commercial kennels as a principal use shall meet all of the following requirements:

- a) No dog having a disease harmful to humans shall be boarded or maintained in the facility.
- b) Methods shall be used to reduce off-site noise which may include the use of sound barrier material or other approved insulation.
- c) Adequate dog runs, either interior or exterior, must be provided for proper care and maintenance of the dogs. Exterior dog runs shall be at least 200’ from any “R” District and shall not be used between the hours of 8:00 p.m. and 8:00 a.m.
- d) The kennel shall have flushing drains which shall be connected to an approved sanitary facility, or another approved method, and other physical elements to properly dispose of cleaning and animal waste.
- e) The kennel shall be air-conditioned and heated so that any windows, doors or other openings can be closed at times, except for ingress and egress into the building.
- f) All State of Iowa regulations must be satisfied per Iowa State Code Chapter 162.

And,

WHEREAS, the City Council of the City of Webster City, Iowa, proposes to amend the Code of Ordinances of the City of Webster City, by repealing Chapter 50, Section 116, number 40, and adopting the following in lieu thereof:

Sec. 50-116. M-1 (Light Industrial) District.

(40) The following uses permitted in a C-3 (Highway Business) District are allowed in an M-1 (Light Industrial) District: lumber yards, essential service buildings, farm machinery sales, auto sales, and eating and drinking establishments.

And,

WHEREAS, the City Council of the City of Webster City, Iowa, proposes to add uses in the M-1 (Light Industrial) District which will read as follows:

Sec. 50-116. M-1 (Light Industrial) District.

(41) Kennel.

(42) Outdoor race track for radio-controlled vehicles of 1:25 scale or smaller.

WHEREAS, the City of Webster City Planning and Zoning Commission did on July 12, 2021, recommend approval of the above-mentioned amendments to the Code of Ordinances of the City of Webster City, Iowa.

NOW THEREFORE BE IT RESOLVED by the City Council of the City of Webster City, Iowa, that a Public Hearing be set at the Council Chambers on the 2nd day of August, 2021, at 6:05 P.M. on the aforementioned proposals and that the City Clerk is directed to publish notice as required by law.

Passed and adopted this 19th day of July, 2021.

CITY OF WEBSTER CITY, IOWA

John Hawkins, Mayor

ATTEST:

Karyl K. Bonjour, City Clerk

NOTICE

Public Notice is hereby given that the City Council of the City of Webster City, Iowa, will meet in a regular session at the Council Chambers, on the 2nd day of August, 2021, at 6:05 P.M., at which meeting the Council will consider amending the Code of Ordinances of the City of Webster City, Iowa, by amending Chapter 50, pertaining to zoning, as it relates to uses allowed in a M-1 (Light Industrial) District.

The proposed ordinance is on file and available for inspection at the City Clerk's Office, City Hall, Webster City, Iowa.

The Public Hearing on this adoption will be held at the time and place stated above at which time written and oral objections will be heard.

CITY OF WEBSTER CITY

Karyl K. Bonjour, City Clerk



Webster City Police Memorandum

To: City Council
CC: City Management Team
From: Chief Shiloh B. Mork
Date: July 6, 2021
Re: Police Department and Nuisance Summaries for June 2021

Attached please find the summary reports for Police Department activity and Nuisance enforcement for the month of June, 2021.

INCIDENT ANALYSIS - DAY

Date 07/01/2021

Time 8:07:59AM

Report CFS03

Agency Webster City Police Department

Dates 06/01/2021 Thru 06/30/2021

Activity	Sun	Mon	Tue	Wed	Thur	Fri	Sat	Total
Agency: WCPD Webster City Police Department								
	0	0	0	0	1	0	0	1
01050 Traffic Accident PD	0	3	4	1	1	2	1	12
1050H Hit And Run	0	0	0	1	1	0	0	2
1050I Traffic Accident Injury	0	0	0	0	0	2	0	2
911P 911P Phone Dispatched	0	0	0	2	0	1	2	5
911R 911 Radio Dispatched	10	8	8	6	9	11	11	63
ALARM Alarm Actual/False	3	3	3	0	0	1	0	10
ANIM Animal Complaint	8	12	10	9	7	11	7	64
ASSAG Asssit Other Agency	6	8	6	4	1	1	1	27
ASSLT Assault	1	0	1	3	1	0	1	7
ASSSO Assist Sheriffs Office	1	0	0	1	0	0	0	2
ASSSP Assist State Patrol	0	0	0	1	0	0	0	1
BAR Bar Check	0	0	0	0	0	3	0	3
BIKE Bicycle Violations	0	0	0	2	0	0	2	4
BURG Burg/Breaking & Entering	0	0	2	0	0	1	0	3
BURN Burning Complaint	1	0	0	0	0	0	1	2
CIVIL Civil Disputes	0	1	0	1	1	2	0	5
CR Commercial/Resd Patrol	31	24	57	38	35	23	43	251
DEATH Death/Unattended	1	0	0	0	0	0	0	1
DIREC Directed Assignment	9	3	4	5	3	6	8	38
DISO Disorderly Conduct	2	0	0	0	0	1	1	4
DOM Domestic Disturbances	0	1	1	2	2	2	5	13
DP Downtown Foot Patrol	2	0	1	2	0	0	1	6
DRIVE Driving Complaints	8	4	5	6	3	1	9	36
DRUG Drug/Narcotics/Equipment	0	1	2	0	0	1	0	4
ESCOR Escort	0	0	2	0	0	1	0	3
FIRE Fire	1	1	1	2	0	3	2	10
FIREW Fireworks	1	3	2	1	1	1	3	12
FOLL Follow Up	14	16	10	16	11	9	3	79
FOOT Foot Patrol	2	2	5	2	3	4	5	23
FRAUD Fraud	0	2	2	0	2	3	0	9
FUNER Escort/Funeral	0	1	3	1	1	0	1	7
HARR Harasement	1	0	1	0	1	0	2	5
JUNKV Junk/Abandoned Vehicles	0	3	1	1	0	3	1	9
KITS Drug Test Kits	0	0	0	0	1	1	0	2
MISC All Other Offenses	0	0	0	0	1	0	0	1
MISS Missing Person	0	4	0	1	0	0	0	5
MOTOR Motorist Assist	6	3	4	3	3	3	3	25
MVT Motor Vehicle Theft	1	1	0	0	0	0	0	2
NOISE Noise Complaints	2	1	2	2	0	3	2	12
NOTIF Notification	0	0	0	0	1	1	1	3
OPEN Open Window/Door	0	0	1	0	0	0	0	1
PARK Parking Violations	7	10	9	5	9	6	5	51
POSSP Poss Stolen Property	0	0	0	0	0	1	0	1
PROJA Project Awareness	0	2	6	12	3	4	2	29
PROP Lost/Found Property	2	1	4	6	1	5	2	21
PUB Assistance Public	28	32	26	26	17	23	26	178
SEXA Sex Abuse	1	0	1	0	0	0	0	2
STAP Staionary Patrol	2	5	4	5	6	8	2	32
STR Debris/Street Problems	5	4	1	4	3	1	3	21
SUIC Suicide/Attempted	0	0	0	0	0	0	1	1
SUSP Suspicious Activity	7	11	14	11	14	11	6	74

INCIDENT ANALYSIS - DAY

Date 07/01/2021

Time 8:07:59AM

Report CFS03

Agency Webster City Police Department

Dates 06/01/2021 Thru 06/30/2021

Activity	Sun	Mon	Tue	Wed	Thur	Fri	Sat	Total
TC Traffic Control	0	0	0	0	2	1	1	4
THEFT Theft	1	4	1	2	4	3	2	17
TIP Tip	0	0	1	2	0	1	0	4
TOW Towed Vehicle	0	0	1	0	0	0	0	1
TRANS Transient	0	0	2	0	1	0	1	4
TRASH Trash Violation	0	1	0	1	2	2	0	6
TREES Trees/Wires Down	0	0	0	0	1	0	2	3
TRESP Criminal Trespass	1	0	0	3	0	2	0	6
TS Traffic Stop	24	18	38	34	23	21	29	187
UNLOC Vehicle Unlock	2	1	2	2	4	7	4	22
UTIL Utility Problems	3	3	4	2	3	2	3	20
VAND Vandalism	2	1	1	2	0	0	0	6
VC Vacation House Watch	0	2	2	3	0	1	0	8
VIOL Violation Restraining Ord	0	1	0	0	0	0	0	1
WARR Warrant Served	3	2	1	6	1	4	4	21
WEED Weed/Grass Complaint	0	4	0	2	1	3	1	11
WELF Welfare Check	0	6	1	1	0	2	2	12
WIND Public Window Assist	4	3	3	11	4	4	4	33

Webster City Police Department Agency Total	203	216	260	253	189	213	216	1,550
--	------------	------------	------------	------------	------------	------------	------------	--------------

Total	203	216	260	253	189	213	216	1,550
--------------	------------	------------	------------	------------	------------	------------	------------	--------------



City of Webster City Police Department

Shiloh B. Mork, Chief of Police

June Nuisance Report

As of the end of June.

Report Data	
Open Case Carryover	15
Nuisance Calls (this report)	36
New Cases (since last report)	17
Qty. New Cases Community Response	12
Qty. New Cases Self-Initiated	5
Current Open Cases	11
Closed Cases (since last report)	21

400 Second Street, PO Box 217
Webster City, Iowa 50595
Phone: (515) 832-9166 Fax: (515) 832-9170

INSPECTOR: *Cory Simpson*

DATE	TIME	REASON	ACTIVITY	FINDING	ACTION	REASON:	
6/1/2021	7:41 AM	1 400 Cloz Dr. (NEW Construction)(John Deere)	1	13(b)	30	40	01 Routine Inspection 02 Complaint Inspection
		Site Visit (Concrete & Reinforcement)					
6/1/2021	8:07 AM	2 2307 Superior St. (Entrance Damage)	2	28	31	47	03 Routine re-Inspection 04 Complaint Re-Insp.
		D.B.I. (Potholes pre-filled w/asphalt)					
6/1/2021	8:11 AM	3 2102 Georgetown Rd. (NEW Retaining Wall)	5	13(a)	30	40	05 Permit Research
		Site Visit (Walk-Through w/Owner)					
6/1/2021	1:55 PM	4 207 Edgewood Dr. (Sewer Service Line)	1	11(a)	30	40	10 Mechanical 11 Plumbing
		Site Visit (Tapping Main)(GREEN)					
6/1/2021	2:57 PM	5 1924 Superior St. (NEW Construction)	1	13(b)	30	40	a. Service-Sewer-Water b. Rough In
		Site Visit (Concrete & Reinforcement)					
6/1/2021	3:21 PM	6 1402 Willson Ave. (Abate Property)	2	20	30	40	c. Under Slab d. Final
		D.B.I. (Garage Roof Repaired)					
6/1/2021	3:32 PM	7 1301 Walnut St. (NEW Fence)	5	13(a)	30	40	12 Electrical a. Service
		Site Visit (Setback, 1st Photos)					
6/1/2021	3:41 PM	8 1515 James St. (Accessory Bldg)	5	13(a)	30	40	b. Rough In c. Final
		Site Visit (Setback, 1st Photos)					
6/1/2021	3:54 PM	9 1705 Second St. (Remodel-Change of Occupancy)	1	11(b)	30	40	13 Building a. Zoning
		Site Visit (Water Closet Rough-In Plmbg)					
6/2/2021	11:37 AM	10 613 Second Street (Remodel Mexican Restaurant)	1	13(e)	30	40	b. Footing c. Framing
		Site Visit (Fire System Pressure Test)(GREEN)					
6/2/2021	3:49 PM	11 808 Elm St. (NEW Fence)	1	13(e)	30	40	d. Sheet Rock e. Final
		Site Visit (Final)(GREEN)					
6/2/2021	3:59 PM	12 1924 Superior St. (NEW Construction)	1	13(b)	30	40	14 Entrance 15 Demolition
		Site Visit (Concrete & Reinforcement)					
6/3/2021	1:55 PM	13 1106 Kamen Dr. (NEW Decks & Shelter Halves)	1	13©	30	40	16 Moving 17 Excavation
		Site Visit (Smaller Half Update)					
6/3/2021	1:33 PM	14 2307 Superior St. (Entrance Damage)	2	28	31	47	18 Mobile Home 19 Sign
		D.B.I. (Another ADA Sign Damage Update)					
6/3/2021	2:04 PM	15 1201 Grove St. (Abate Detached Garage)	2	20	31	47	20 Unsafe Building 21 Property Maintenance
		Site Visit (Follow-UP)(RED)					
6/3/2021	2:09 PM	16 1614 Brouday St. (Encroachment)	1	22	30	40	22 Other
		Site Visit (City ROW)(GREEN)					
6/3/2021	2:23 PM	17 620 Bank St. (Garage Addition)	1	13(e)	30	40	26 Weeds or Grass 27 Rubbish &/or Debris
		Site Visit (Final Walk-Through)					
6/3/2021	2:58 PM	18 608 Des Moines St. (Rec. Sewer Service)	1	11(a)	30	40	28 Other
		Site Visit (Below Grade)(GREEN)					
6/4/2021	12:00 AM	19 1705 Second St. (Remodel-Change of Occupancy)	1	11(b)	30	40	30 Satisfactory 31 Unsatisfactory
		Site Visit (Below Grade Washout Bay)(GREEN)					
6/4/2021	9:51 AM	20 526 Second St. (Occupancy Load Q's)	1	22	30	40	32 Continued Unsatisfactory 33 Permit Needed
		Site Visit (Update Owners Numbers)					
6/4/2021	11:41 AM	21 400 Cloz Dr. (NEW Construction)(John Deere)	1	13(b)	30	40	34 City Not Involved 35 Not Home
		Site Visit (Concrete & Reinforcement)					
6/4/2021	11:57 AM	22 501 Cloz Dr. (USDA)(NEW Construction)	1	13(b)	30	40	36 Other
		Site Visit (Slab Steel Reinforcement)					
6/4/2021	12:03 PM	23 1615 Superior St. (Water Damage Repair)	5	13(a)	30	40	40 No Cause for Action 41 Abatement
		Site Visit (NO Bldg Permit NEEDED)					
6/4/2021	1:07 PM	24 1924 superior St. (NEW Construction)	1	13(b)	30	40	42 Condemnation 43 Demolition
		Site Visit (Concrete & Reinforcement)					
6/4/2021	1:34 PM	25 207 Edgewood Dr. (Sewer Service Line)	1	11(a)	30	40	44 Vacate Order Issued 45 Office Hearing
		Site Visit (Tapping Main)(GREEN)					
6/4/2021	1:50 PM	26 700 Oakwood Dr. (NEW Deck)	1	13(b)	30	40	46 Show Cause Action 47 Other
		Site Visit (Footing Inspection)					

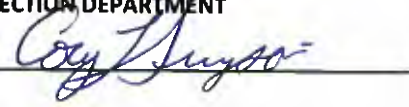
ACTIVITY:
NUISANCE:
FINDINGS:
ACTION:

Red Triangle refers to a Comment in that event. See: shared (\\SHARED); Zoning Inspection; Cory S; Daily Field Log 2019; Look Up Month // Date(s)



DATE	TIME	REASON	ACTIVITY	FINDING	ACTION	REASON:		
6/4/2021	2:14 PM	1	1924 Superior St. (NEW Construction)	1	13(b)	30	40	01 Routine Inspection
			Site Visit (Concrete & Reinforcement)					
6/4/2021	3:01 PM	2	500 Young St. (UNSAFE Buildings)	2	20	31	47	03 Routine re-Inspection
			D.B.I. (DEMO X2 Accessory Bldg)(Abate)					
6/4/2021	3:11 PM	3	1437 First St. (NEW Detached Garage)	1	13(b)	30	40	05 Permit Research
			Site Visit (Concrete & Reinforcement)					
6/4/2021	3:46 PM	4	1521 E. Second St. (NEW Accessory Bldg)	5	13(a)	30	40	10 Mechanical
			Site Visit (Setback & 1st Photos)					
6/4/2021	3:52 PM	5	118 E. Second St. (Addition)	1	13(b)	30	40	a. Service-Sewer-Water
			Site Visit (Concrete Slab)					
6/7/2021	11:41 AM	6	511 First St. (NEW AG Pool)	5	13(a)	30	40	c. Under Slab
			Site Visit (Setback & 1st Photos)					
6/7/2021	11:43 AM	7	733 Second St. (Façade & Brick Repair)	1	13(a)	30	40	12 Electrical
			Site Visit (Update & Walk-Through)					
6/7/2021	1:25 PM	8	1911 James St. (Addition West Self-Storage)	1	13(b)	30	40	b. Rough In
			Site Visit (Footings)(GREEN)					
6/7/2021	1:25 PM	9	1911 James St. (Addition West Self-Storage)	1	13(e)	30	40	13 Building
			Site Visit (Final)(GREEN)					
6/7/2021	1:47 PM	10	1103 Water St. (NEW Deck)	5	13(a)	30	40	b. Footing
			Site Visit (Pull Permit for Contractor)					
6/7/2021	1:49 PM	11	930 Water St. (Junk in Yard)	2	28	31	47	d. Sheet Rock
			Site Visit (Update Photos & Sent Municipal Infraction)					
6/7/2021	1:59 PM	12	810 Boone St. (NEW AG Pool)	1	22	30	40	14 Entrance
			Site Visit (Final)(GREEN)					
6/7/2021	2:07 PM	13	1309 Locust St. (NEW A/C)	1	10	30	40	16 Moving
			Site Visit (GREEN)					
6/7/2021	2:15 PM	14	1510 Locust St. (NEW Deck)	1	13(e)	30	40	18 Mobile Home
			Site Visit (Final)(GREEN)					
6/7/2021	2:29 PM	15	1029 Bluff St. (NEW AG Pool)	1	13(e)	30	40	20 Unsafe Building
			Site Visit (Setback & 1st Photos)					
6/7/2021	4:08 PM	16	1705 Second St. (Remodel-Change of Occupancy)	1	12(a/b)	30	40	22 Other
			Site Visit (2nd Half Below Slab Rough-In)					
6/8/2021	8:37 AM	17	400 Cloz Dr. (NEW Construction)(John Deere)	1	13(b)	30	40	26 Weeds or Grass
			Site Visit (Concrete & Reinforcement)					
6/8/2021	9:01 AM	18	2307 Superior St. (Damaged Parking Lot)	2	28	30	40	28 Other
			D.B.I. (Compliance)					
6/8/2021	9:10 AM	19	1200 Bluff St. (NEW R/V Water & Sewer Line)	1	11(a)	30	40	30 Satisfactory
			Site Visit (Walk-Through & 1st Photos)					
6/8/2021	12:02 PM	20	501 Cloz Dr. (USDA)(NEW Construction)	1	13(b)	30	40	32 Continued Unsatisfactory
			Site Visit (Concrete Slab & Reinforcement)					
6/8/2021	1:49 PM	21	1924 Superior St. (NEW Construction)	1	13(b)	30	40	34 City Not Involved
			Site Visit (Foundation Backfill)					
6/8/2021	2:12 PM	22	401 Hillcrest Dr. (NEW Fence)	5	13(a)	30	40	36 Other
			Site Visit (Setback & 1st Photos)					
6/8/2021	3:04 PM	23	1200 Seneca St. (Remodel, Change of OC)	1	12(b)	30	40	40 No Cause for Action
			Site Visit (Plmbg Rough-In)(GREEN)					
6/8/2021	3:44 PM	24	1924 Superior St. (NEW Construction)	1	12(a)	30	40	42 Condemnation
			Site Visit (1st Water Pressure Test)(GREEN)					
6/8/2021	5:37 PM	25	501 Cloz Dr. (USDA)(NEW Construction)	1	13(b)	30	40	44 Vacate Order Issued
			Site Visit (Concrete Slab & Reinforcement)					
6/9/2021	2:28 PM	26	501 Cloz Dr. (USDA)(NEW Construction)	1	13(b)	30	40	46 Show Cause Action
			Site Visit (Concrete Slab & Reinforcement)					

Red Triangle refers to a Comment in that event. See: shared (\\SHARED); Zoning Inspection; Cory S; Daily Field Log 2019; Look Up Month // Date(s)



DATE	TIME	REASON	ACTIVITY	FINDING	ACTION	REASON:	
6/9/2021	2:48 PM	1 400 Cloz Dr. (NEW Construction)(John Deere)	1	13©	30	40	01 Routine Inspection
		Site Visit (Steel Framing)					
6/9/2021	2:59 PM	2 717 Fair Ave. (NEW Dwelling)	1	13(e)	30	40	02 Complaint Inspection
		Site Visit (Final)(GREEN)					
6/9/2021	4:42 PM	3 825 Crestview Dr. (Fence Non-Complaint)	2	22	31	47	03 Routine re-Inspection
		Site Visit (Update Photos)					
6/10/2021	9:31 AM	4 207 Edgewood Dr. (NEW Foundation)	1	13(b)	30	40	04 Complaint Re-Insp.
		Site Visit (Weatherproofing)					
6/10/2021	9:37 AM	5 301 Bicentennial Ct. (Slab/Boat Q's)	5	14	30	40	05 Permit Research
		Site Visit (Walk-Through Code Requirements)					
6/10/2021	9:50 AM	6 700 Oakwood Dr. (NEW Fence)	5	13(a)	30	40	10 Mechanical
		Site Visit (Setbacks & 1st Photos)					
6/10/2021	10:00 AM	7 1004 Fair Meadow Dr. (NEW Water Heater)	1	11©	30	40	11 Plumbing
		Site Visit (GREEN)					
6/10/2021	11:00 AM	8 1924 Superior St. (NEW Construction)	1	13(b)	30	40	a. Service-Sewer-Water
		Site Visit (Concrete & Reinforcement)					
6/10/2021	12:09 PM	9 916 Elm St. (UNSAFE Bldg)	2	20	31	47	b. Rough In
		D.B.I. (Send Final Notes)					
6/10/2021	12:15 PM	10 912 Elm St. (UNSAFE Bldg)	2	20	31	47	c. Under Slab
		D.B.I. (Send 1st Violation Notes)					
6/10/2021	12:21 PM	11 903 Third St. (UNSAFE Garage)	2	20	31	37	d. Final
		D.B.I. (Update Photos)(DEMO Day)					
6/10/2021	12:23 PM	12 411 Prospect St. (Remove debris)	1	15	30	40	12 Electrical
		Site Visit (1st Photos)					
6/10/2021	12:57 PM	13 2300 Des Moines St. Apt. A (Sunroom)	1	13(b)	30	40	a. Service
		Site Visit (Footings & Reinforcement)					
6/10/2021	1:11 PM	14 909 N. Terrace Dr. (NEW Deck)	1	13(e)	30	40	b. Rough In
		Site Visit (Final)(GREEN)					
6/10/2021	1:54 PM	15 1044 Division St. (Sewer Line Repair)	1	11(a)	30	40	c. Under Slab
		Site Visit (1st Photos)					
6/10/2021	1:59 PM	16 728 Elm St. (NEW Fence)	5	13(a)	30	40	d. Final
		Site Visit (Setbacks & 1st Photos)					
6/10/2021	2:02 PM	17 727 Walnut St. (NEW Entrance)	1	14	30	40	13 Building
		Site Visit (Final)(GREEN)					
6/10/2021	2:08 PM	18 1703 Superior St. (Seamonds Insurance Sign)	1	19	30	40	a. Zoning
		Site Visit (Final)(GREEN)					
6/10/2021	2:19 PM	19 708 Boone St. (NEW Water Heater)	1	11(d)	30	40	b. Footing
		Site Visit (Final)(GREEN)					
6/10/2021	2:29 PM	20 403 Broadway St. (UNSAFE Bldg)	2	20	31	47	c. Framing
		D.B.I. (Send Final Notes)					
6/10/2021	2:56 PM	21 1404 Collins St. (Lean-To-Roof)	1	13(b)	30	40	d. Sheet Rock
		Site Visit (Footings & Reinforcement)					
6/11/2021	8:35 AM	22 400 Cloz Dr. (NEW Construction)(John Deere)	1	13(b)	30	40	14 Entrance
		Site Visit (Concrete & Reinforcement)					
6/11/2021	8:45 AM	23 501 Cloz Dr. (USDA)(NEW Construction)	1	13(b)	30	40	15 Demolition
		Site Visit (Concrete Slab Complete)(GREEN)					
6/11/2021	8:48 AM	24 501 Cloz Dr. (USDA)(NEW Construction)	1	13(b)	31	40	16 Moving
		Site Visit (Solar Panel Footings)					
6/11/2021	9:04 AM	25 817 Fair Meadow Dr. (Stairs and Landing)	1	13©	31	40	17 Excavation
		Site Visit (Follow-UP)(AMBER)					
6/11/2021	9:19 AM	26 2300 Des Moines St. Apt. A (Sunroom)	1	13(b)	30	40	18 Mobile Home
		Site Visit (Concrete & Reinforcement)					

REASON:
ACTIVITY:
NUISANCE:
FINDINGS:
ACTION:

Red Triangle refers to a Comment in that event. See: shared (\\SHARED); Zoning Inspection; Cory S; Daily Field Log 2019; Look Up Month // Date(s)



DATE	TIME	REASON	ACTIVITY	FINDING	ACTION	REASON:	
6/11/2021	3:32 PM	1 Fuel Truck				01 Routine Inspection	
		Gals. 19.00 Mils. 14557				02 Complaint Inspection	
6/11/2021	4:05 PM	2 1200 Mary Ln. (NEW AG Pool)	5	13(a)	30	40	03 Routine re-Inspection
		Site Visit (Setback & 1st Photos)(GREEN)					04 Complaint Re-Insp.
6/11/2021	4:11 PM	3 1201 Grove St. (UNSAFE Building)	2	20	30	40	05 Permit Research
		D.B.I. (Final Following)(GREEN)					ACTIVITY:
6/11/2021	4:12 AM	4 1201 Grove St. (UNSAFE Building)	2	21	31	47	10 Mechanical
		D.B.I. (Abate Property)					11 Plumbing
6/11/2021	4:19 PM	5 838 Cedar St. (NEW Fence)	5	13(a)	30	40	a. Service-Sewer-Water
		Site Visit (Setback & 1st Photos)					b. Rough In
6/11/2021	4:26 PM	6 1328 Walnut St. (Accessory Bldg)	5	13(a)	30	40	c. Under Slab
		Site Visit (Setback & 1st Photos)					d. Final
6/11/2021	4:36 PM	7 1420 Third St. (NEW A/C)	1	10	30	40	12 Electrical
		Site Visit (GREEN)					a. Service
6/14/2021	2:30 PM	8 848 Walnut St. (NEW Entrance)	1	14	30	40	b. Rough In
		Site Visit (Pre-Concrete & Enforcement)					c. Final
6/14/2021	2:42 PM	9 931 Division St. (NEW Fence)	5	13(a)	30	40	13 Building
		Site Visit (Setback & 1st Photos)					a. Zoning
6/14/2021	2:52 PM	10 1924 Superior St. (NEW Construction)	1	13(b)	30	40	b. Footing
		Site Visit (Concrete & Reinforcement)					c. Framing
6/14/2021	3:12 PM	11 1924 Superior St. (NEW Construction)	1	13	30	40	d. Sheet Rock
		Site Visit (Retention Pond, Retaining Wall & Drainage)					e. Final
6/14/2021	3:20 PM	12 501 Closz Dr. (USDA)(NEW Construction)	1	13©	30	40	14 Entrance
		Site Visit (1st Pre-Framing)(AMBER)					15 Demolition
6/14/2021	3:28 PM	13 501 Closz Dr. (USDA)(NEW Construction)	1	13	30	40	16 Moving
		Site Visit (Solar Panel Framing)					17 Excavation
6/14/2021	3:38 PM	14 901 Division St. (NEW A/C)	1	10	30	40	18 Mobile Home
		Site Visit (GREEN)					19 Sign
6/15/2021	11:10 AM	15 702 Fair Meadow Dr. (NEW Fence)	5	13(a)	30	40	20 Unsafe Building
		Site Visit (Setback & 1st Photos)					21 Property Maintenance
6/15/2021	11:14 AM	16 2300 Des Moines St. Apt. A (Sunroom)	1	13(b)	30	40	22 Other
		Site Visit (CMU Foundation Laid)					NUISANCE:
6/15/2021	11:25 AM	17 607 Oakwood Dr. (NEW Dwelling)	1	13(e)	31	47	26 Weeds or Grass
		Site Visit (Pre-Final Inspection)(AMBER)					27 Rubbish &/or Debris
6/15/2021	12:50 PM	18 1924 Superior St. (NEW Construction)	1	13(b)	30	40	28 Other
		Site Visit (Soil Inspection)					FINDINGS:
6/15/2021	3:10 PM	19 1924 Superior St. (NEW Construction)	1	11(a)	30	40	30 Satisfactory
		Site Visit (1st Sewer Tapping)					31 Unsatisfactory
6/15/2021	3:14 PM	20 1924 Superior St. (NEW Construction)	1	13(b)	30	40	32 Continued Unsatisfactory
		Site Visit (Concrete & Reinforcement)					33 Permit Needed
6/15/2021	3:28 PM	21 2300 Des Moines St. Apt. A (Sunroom)	1	13©	30	40	34 City Not Involved
		Site Visit (Deck Framing)					35 Not Home
6/15/2021	3:38 PM	22 1404 Collins St. (Lean-To-Roof)	1	13©	30	40	36 Other
		Site Visit (Rough-In Framing)					ACTION:
6/15/2021	4:11 PM	23 903 Third St. (UNSAFE Garage)	1	20	30	40	40 No Cause for Action
		D.B.I (DEMO Complete)(GREEN)					41 Abatement
6/15/2021	4:30 PM	24 605 Second St. (DEMO Fuhs Pastry Shop)	1	15	30	40	42 Condemnation
		Site Visit (Final)(GREEN)					43 Demolition
6/15/2021	5:14 PM	25 1924 Superior St. (NEW Construction)	1	11(a)	30	40	44 Vacate Order Issued
		Site Visit (2nd Sewer Tapping)					45 Office Hearing
6/17/2021	9:07 AM	26 607 Oakwood Dr. (NEW Dwelling)	5	13(a)	30	40	46 Show Cause Action
		Site Visit (Deck Footings)					47 Other

Red Triangle refers to a Comment in that event. See: shared (\\SHARED); Zoning Inspection; Cory S; Daily Field Log 2019; Look Up Month // Date(s)



DATE	TIME	REASON	ACTIVITY	FINDING	ACTION	REASON:	
6/17/2021	10:29 AM	1 400 Closz Dr. (NEW Construction)(John Deere)	1	13(b)	30	40	01 Routine Inspection 02 Complaint Inspection
		Site Visit (Concrete & Reinforcement)					
6/17/2021	10:55 AM	2 501 Closz Dr. (USDA)(NEW Construction)	1	13Ⓞ	30	40	03 Routine re-Inspection 04 Complaint Re-Insp.
		Site Visit (Fire & Smoke Ceiling Barrier)					
6/17/2021	11:52 AM	3 1924 Superior St. (NEW Construction)	1	13(b)	30	40	05 Permit Research
		Site Visit (Concrete & Reinforcement)					
6/17/2021	12:13 PM	4 1924 Superior St. (NEW Construction)	1	11	30	40	10 Mechanical 11 Plumbing
		Site Visit (Storm Drainage)					
6/17/2021	12:48 PM	5 848 Walnut St. (Entrance)	1	14	30	40	a. Service-Sewer-Water b. Rough In
		Site Visit (Concrete & Reinforcement)					
6/17/2021	12:52 PM	6 1328 Walnut St. (Accessory Bldg)	1	13 (e)	30	40	c. Under Slab d. Final
		Site Visit (Final)(GREEN)					
6/17/2021	2:39 PM	7 2005 Beach St. (NEW Water Heater)	1	11 (e)	30	40	12 Electrical a. Service
		Site Visit (GREEN)					
6/17/2021	2:53 PM	8 1601 Collins St. (NEW A/C)	1	10	30	40	b. Rough In c. Final
		Site Visit (GREEN)					
6/17/2021	3:06 PM	9 1913 Willson Ave. (NEW A/C & Furnace)	1	10	30	40	13 Building a. Zoning
		Site Visit (GREEN)					
6/17/2021	3:17 PM	10 2304 Summit Dr. (NEW A/C)	1	10	30	40	b. Footing c. Framing
		Site Visit (GREEN)					
6/17/2021	3:21 PM	11 2209 Summit Dr. (NEW Deck)	5	13(a)	30	40	d. Sheet Rock e. Final
		Site Visit (Setback & 1st Photos)					
6/17/2021	3:21 PM	12 2211 Summit Dr. (NEW Deck)	5	13(a)	30	40	14 Entrance 15 Demolition
		Site Visit (Setback & 1st Photos)					
6/17/2021	3:31 PM	13 901 Beach St. (NEW A/C)	1	10	30	40	16 Moving 17 Excavation
		Site Visit (GREEN)					
6/18/2021	3:02 PM	14 400 Closz Dr. (NEW Construction)(John Deere)	1	13(b)	30	40	18 Mobile Home 19 Sign
		Site Visit (Steel Framing & Concrete)					
6/18/2021	3:02 PM	15 1924 Superior St. (NEW Construction)	1	13(b)	30	40	20 Unsafe Building 21 Property Maintenance
		Site Visit (Concrete & Reinforcement)					
6/18/2021	3:32 PM	16 1103 Water St. (NEW Deck)	1	13(e)	30	40	22 Other
		Site Visit (GREEN)					
6/18/2021	3:40 PM	17 1501 Superior St. (NEW Entrance)	1	14	30	40	26 Weeds or Grass 27 Rubbish &/or Debris
		Site Visit (GREEN)					
6/18/2021	5:32 PM	18 1803 Superior St. (Firework Stand)	1	22	30	40	28 Other
		Site Visit (Setback & 1st Photos)					
6/21/2021	10:57 AM	19 1924 Superior St. (NEW Construction)	1	11(b)	30	40	30 Satisfactory 31 Unsatisfactory
		Site Visit (Rough-In Plmbg)					
6/21/2021	12:29 PM	20 400 Closz Dr. (NEW Construction)(John Deere)	1	13(b)	30	40	32 Continued Unsatisfactory 33 Permit Needed
		Site Visit (Concrete & Reinforcement)					
6/21/2021	2:45 PM	21 931 Division St. (NEW Fence)	1	13(e)	30	40	34 City Not Involved 35 Not Home
		Site Visit (Final)(GREEN)					
6/21/2021	2:57 PM	22 2209 N. Terrace Dr. (NEW Retaining Wall)	1	13(a)	30	40	36 Other
		Site Visit (Final)(GREEN)					
6/21/2021	3:24 PM	23 2300 Des Moines St. Apt. A (Sunroom)	1	13Ⓞ	30	40	40 No Cause for Action 41 Abatement
		Site Visit (Rough-In Framing)(AMBER)					
6/21/2021	3:49 PM	24 1424 Third St. (NEW Fuel Tank)	1	22	30	40	42 Condemnation 43 Demolition
		Site Visit (Setback & 1st Photos)					
6/21/2021	4:26 PM	25 700 Oakwood Dr. (NEW Deck)	1	13Ⓞ	30	40	44 Vacate Order Issued 45 Office Hearing
		Site Visit (Framing)(GREEN)					
6/21/2021	4:29 PM	26 607 Oakwood Dr. (NEW Deck)	1	13Ⓞ	30	40	46 Show Cause Action 47 Other
		Site Visit (Framing)(GREEN)					

ACTIVITY:
NUISANCE:
FINDINGS:
ACTION:

DATE	TIME	REASON	ACTIVITY	FINDING	ACTION	REASON:		
6/22/2021	8:34 AM	1 723 Second St. (Roof Repair?)	Site Visit (Clay Roof Cap)	1	13	30	40	01 Routine Inspection 02 Complaint Inspection
		2 1518 Second St. (Reconstructed Sewer Line)						
6/22/2021	11:37 AM	2 1518 Second St. (Reconstructed Sewer Line)	Site Visit (GREEN)	1	11(a)	30	40	03 Routine re-Inspection 04 Complaint Re-Insp.
		3 1404 Collins St. (Lean-To-Roof)						
6/22/2021	5:24 PM	3 1404 Collins St. (Lean-To-Roof)	Site Visit (Final)(GREEN)	1	13(e)	30	40	05 Permit Research
		4 714 Elm St. (DEMO Detached Garage)						
6/23/2021	11:06 AM	4 714 Elm St. (DEMO Detached Garage)	Site Visit (Pre Demo Photos)	1	15	30	40	10 Mechanical 11 Plumbing
		5 1023 Prospect St. (Encroachment Dumpster)						
6/23/2021	11:11 AM	5 1023 Prospect St. (Encroachment Dumpster)	Site Visit (Setback & 1st Photos)	1	22	30	40	a. Service-Sewer-Water b. Rough In
		6 634 Webster St. (UNSAFE Detached Garage)						
6/23/2021	2:12 PM	6 634 Webster St. (UNSAFE Detached Garage)	D.B.I (Send Certified Final Notice Letter)	2	20	31	47	c. Under Slab d. Final
		7 855 Walnut St. (Obstructed View at Intersection)						
6/23/2021	2:16 PM	7 855 Walnut St. (Obstructed View at Intersection)	D.B.I. (Send 1st Notice Letter)	2	26	31	47	12 Electrical a. Service
		8 1014 Elm St. (NEW Dwelling)						
6/23/2021	2:22 PM	8 1014 Elm St. (NEW Dwelling)	Site Visit (Setback Follow-Up)	1	13(a)	30	40	b. Rough In c. Final
		9 1324 Steiner Blvd (AG Pool)						
6/23/2021	2:40 PM	9 1324 Steiner Blvd (AG Pool)	Site Visit (Setback & 1st Photos)	5	13(a)	30	40	13 Building a. Zoning
		10 1521 E. Second St. (NEW Accessory Bldg)						
6/23/2021	2:52 PM	10 1521 E. Second St. (NEW Accessory Bldg)	Site Visit (Final)(GREEN)	1	13(e)	30	40	b. Footing c. Framing
		11 2403 Superior St. (Wild Willy's Fireworks)						
6/23/2021	3:05 PM	11 2403 Superior St. (Wild Willy's Fireworks)	Site Visit (Setback & 1st Photos)	5	13(a)	30	40	d. Sheet Rock e. Final
		12 1924 Superior St. (NEW Construction)						
6/23/2021	3:57 PM	12 1924 Superior St. (NEW Construction)	Site Visit (Rough-In Plmbg)	1	11(b)	30	40	14 Entrance 15 Demolition
		13 1207 James St. (NEW Deck Phase III)						
6/23/2021	5:19 PM	13 1207 James St. (NEW Deck Phase III)	Site Visit (Framing Inspection)	1	13©	30	40	16 Moving 17 Excavation
		14 714 First St. (Apartment Q's)						
6/24/2021	11:11 AM	14 714 First St. (Apartment Q's)	Site Visit (1st Photos)	5	13(a)	30	40	18 Mobile Home 19 Sign
		15 400 Closz Dr. (NEW Construction)(John Deere)						
6/24/2021	12:30 PM	15 400 Closz Dr. (NEW Construction)(John Deere)	Site Visit (Concrete & Reinforcement)	1	13(b)	30	40	20 Unsafe Building 21 Property Maintenance
		16 400 Closz Dr. (NEW Construction)(John Deere)						
6/24/2021	12:42 PM	16 400 Closz Dr. (NEW Construction)(John Deere)	Site Visit (Wall Section Arrive on Site)	1	13©	30	40	22 Other
		17 630 Ohio St. (Addition)						
6/24/2021	1:19 PM	17 630 Ohio St. (Addition)	Site Visit (Setback & 1st Photos)	5	13(a)	30	40	26 Weeds or Grass 27 Rubbish &/or Debris
		18 1605 Broadway St. (Addition Garage)						
6/24/2021	1:39 PM	18 1605 Broadway St. (Addition Garage)	Site Visit (Setback & 1st Photos)	5	13(a)	30	40	28 Other
		19 931 Division St. (AG Pool)						
6/24/2021	1:56 PM	19 931 Division St. (AG Pool)	Site Visit (Setback & 1st Photos)	5	13(a)	30	40	30 Satisfactory 31 Unsatisfactory
		20 2109 Rodlyn Rd. (NEW Fence)						
6/24/2021	2:04 PM	20 2109 Rodlyn Rd. (NEW Fence)	Site Visit (Setback & 1st Photos)	5	13(a)	30	40	32 Continued Unsatisfactory 33 Permit Needed
		21 2235 Edgewood Drive (30 Plex #2)						
6/24/2021	2:28 PM	21 2235 Edgewood Drive (30 Plex #2)	Site Visit (Setback & 1st Photos)	5	13(a)	30	40	34 City Not Involved 35 Not Home
		22 1200 Bluff St. (Camper S&W Service Update)						
6/24/2021	4:50 PM	22 1200 Bluff St. (Camper S&W Service Update)	Site Visit (West Half)(GREEN)	1	11(a)	30	40	36 Other
		23 2211 Summit Dr. (NEW Deck)						
6/24/2021	5:10 PM	23 2211 Summit Dr. (NEW Deck)	Site Visit (Framing Inspection)	1	13©	30	40	40 No Cause for Action 41 Abatement
		24 2209 Summit Dr. (NEW Deck)						
6/24/2021	5:12 PM	24 2209 Summit Dr. (NEW Deck)	Site Visit (Framing Inspection)	1	13©	30	40	42 Condemnation 43 Demolition
		25 400 Closz Dr. (NEW Construction)(John Deere)						
6/25/2021	11:06 AM	25 400 Closz Dr. (NEW Construction)(John Deere)	Site Visit (Concrete & Reinforcement)	1	13(b)	30	40	44 Vacate Order Issued 45 Office Hearing
		26 1200 Bluff St. (Camper S&W Service Update)						
6/25/2021	4:32 PM	26 1200 Bluff St. (Camper S&W Service Update)	Site Visit (East Half)(GREEN)	1	11(a)	30	40	46 Show Cause Action 47 Other

ACTIVITY:
NUISANCE:
FINDINGS:
ACTION:

Red Triangle refers to a Comment in that event. See: shared (\\SHARED); Zoning Inspection; Cory S; Daily Field Log 2019; Look Up Month // Date(s)

INSPECTOR: Cory Simpson

DATE	TIME	REASON	ACTIVITY	FINDING	ACTION	REASON:		
6/28/2021	7:26 AM	1 1100 Superior St. (WTP Shelter)	Site Visit (Rough-Framing)	1	13©	30	40	01 Routine Inspection
		2 1033 Third St. (Fire Damage)						
6/28/2021	2:46 PM	2 1033 Third St. (Fire Damage)	Site Visit (Update Photos)(Requested Fire Report)	1	22	31	47	03 Routine re-Inspection
		3 1325 Wall St. (NEW Water Service Line)						
6/28/2021	3:05 PM	3 1325 Wall St. (NEW Water Service Line)	Site Visit (Setback & 1st Photos)	5	11(a)	30	40	04 Complaint Re-Insp.
		4 2300 Des Moines St. Apt. A (Sunroom)						
6/28/2021	3:14 PM	4 2300 Des Moines St. Apt. A (Sunroom)	Site Visit (Rough-In Framing)	1	13©	30	40	05 Permit Research
		5 1924 Superior St. (NEW Construction)						
6/28/2021	3:41 PM	5 1924 Superior St. (NEW Construction)	Site Visit (Retaining Wall)	1	13	30	40	10 Mechanical
		6 1924 Superior St. (NEW Construction)						
6/29/2021	1:35 PM	6 1924 Superior St. (NEW Construction)	Site Visit (Rough-In Under Slab)	1	11©	30	40	11 Plumbing
		7 1901 Willson Ave. (Damaged Fence)						
6/29/2021	1:44 PM	7 1901 Willson Ave. (Damaged Fence)	D.B.I. (Contact School District)	2	20	31	47	a. Service-Sewer-Water
		8 1308 Grand St. (NEW Sidewalk ADA)						
6/29/2021	1:49 PM	8 1308 Grand St. (NEW Sidewalk ADA)	Site Visit (Setback & 1st Photos)	5	22	30	40	b. Rough In
		9 1301 Walnut St. (Accessory Bldg)						
6/29/2021	2:08 PM	9 1301 Walnut St. (Accessory Bldg)	Site Visit (Final)(GREEN)	1	13(e)	30	40	c. Under Slab
		10 1133 Bank St. (NEW Furnace & Water Heater)						
6/29/2021	2:11 PM	10 1133 Bank St. (NEW Furnace & Water Heater)	Site Visit (GREEN)	1	10/11(d)	30	40	d. Final
		11 1612 Sunset dr. (NEW Accessory Bldg)						
6/29/2021	2:26 PM	11 1612 Sunset dr. (NEW Accessory Bldg)	Site Visit (Setback & 1st Photos)	5	13(a)	30	40	12 Electrical
		12 608 Oakwood Dr. (NEW Dwelling)						
6/29/2021	3:00 PM	12 608 Oakwood Dr. (NEW Dwelling)	Site Visit (#1 Final)(GREEN)	1	13(e)	30	40	a. Service
		13 Aldrich Dr. (NEW Field Entrance)						
6/29/2021	3:24 PM	13 Aldrich Dr. (NEW Field Entrance)	Site Visit (Setback & 1st Photos)	1	14	30	40	b. Rough In
		14 501 Closz Dr. (USDA)(NEW Construction)						
6/30/2021	12:48 PM	14 501 Closz Dr. (USDA)(NEW Construction)	Site Visit (Insulation Mech. Room)	1	13©	30	40	c. Final
		15 501 Closz Dr. (USDA)(NEW Construction)						
6/30/2021	12:57 PM	15 501 Closz Dr. (USDA)(NEW Construction)	Site Visit (Attic Insulation)(GREEN)	1	13©	30	40	13 Building
		16 501 Closz Dr. (USDA)(NEW Construction)						
6/30/2021	1:02 PM	16 501 Closz Dr. (USDA)(NEW Construction)	Site Visit (Dry Wall Ceiling & Interior Framing)	1	13©	30	40	a. Zoning
		17 1924 Superior St. (NEW Construction)						
6/30/2021	2:47 PM	17 1924 Superior St. (NEW Construction)	Site Visit (Rough-In Under Slab)	1	11©	30	40	b. Footing
		18 1924 Superior St. (NEW Construction)						
6/30/2021	2:55 PM	18 1924 Superior St. (NEW Construction)	Site Visit (Retaining Wall)	1	13	30	40	c. Framing
		19 608 Oakwood Dr. (NEW Dwelling)						
6/30/2021	3:24 PM	19 608 Oakwood Dr. (NEW Dwelling)	Site Visit (#2 Final)(GREEN)	1	13(e)	30	40	d. Sheet Rock
		20 930 Water (Junk Semi-Truck & Junk in Yard)						
6/30/2021	4:17 PM	20 930 Water (Junk Semi-Truck & Junk in Yard)	D.B.I. (UPDATE Photos)	2	27	31	47	e. Final
		21 1014 Elm St. (NEW Dwelling)						
6/30/2021	4:20 PM	21 1014 Elm St. (NEW Dwelling)	Site Visit (Update Foundation)	1	13(b)	30	40	14 Entrance
		22 1329 Steiner Blvd. (NEW Furnace & A/C)						
6/30/2021	4:32 PM	22 1329 Steiner Blvd. (NEW Furnace & A/C)	Site Visit (GREEN)	1	10	30	40	15 Demolition
		23 1301 Walnut St. (Egress Window)						
6/30/2021	4:42 PM	23 1301 Walnut St. (Egress Window)	Site Visit (1st Photos)	5	13(a)	30	40	16 Moving
		24						
		24						17 Excavation
		25						
		25						18 Mobile Home
		26						
		26						19 Sign
								20 Unsafe Building
								21 Property Maintenance
								22 Other
								NUISANCE:
								26 Weeds or Grass
								27 Rubbish &/or Debris
								28 Other
								FINDINGS:
								30 Satisfactory
								31 Unsatisfactory
								32 Continued Unsatisfactory
								33 Permit Needed
								34 City Not Involved
								35 Not Home
								36 Other
								ACTION:
								40 No Cause for Action
								41 Abatement
								42 Condemnation
								43 Demolition
								44 Vacate Order Issued
								45 Office Hearing
								46 Show Cause Action
								47 Other

Red Triangle refers to a Comment in that event. See: shared (\\SHARED); Zoning Inspection; Cory S; Daily Field Log 2019; Look Up Month // Date(s)

**HAMILTON
COUNTY**

**SOLID WASTE
COMMISSION**

Serving:

BLAIRSBURG
ELLSWORTH
JEWELL
KAMRAR
RANDALL

STANHOPE
STRATFORD
WEBSTER CITY
WILLIAMS
RURAL HAM. CO.

P.O. BOX 128
WEBSTER CITY, IOWA 50595-0128

TELEPHONE: 515-539-4420
800-535-1145

AGENDA

Regular Meeting

2605 McMurray Avenue

1 ½ Miles Northwest of Kamrar, Iowa

7:00 P.M.

July 14, 2021

1. Roll Call
2. Minutes of June 9, 2021
3. Approve Payment of Bills and Payrolls
4. Secretary-Treasurer's Financial Reports for June
5. Manager's Reports for June
6. Open Discussion
7. Adjourn

REGULAR MEETING OF THE
HAMILTON COUNTY SOLID WASTE COMMISSION
MINUTES

A regular meeting of the Hamilton County Solid Waste Commission was held on June 9, 2021 at 7:00 P.M. The meeting was called to order by Chairperson Dan Campidilli and roll being called, members were present as follows:

Kamrar-Lendall Mechaelsen
Hamilton County-Dan Campidilli
Stanhope-Terry Painton
Blairsburg-Troy Hassebrock

Randall-Carlene Auestad
Webster City-Brian Miller
Ellsworth-Dale Graham

The representatives from the Cities of Jewell and Williams were absent.

The representative from Williams, Dennis Frayne, arrived at 7:02 P.M.

It was moved by Painton and seconded by Miller that:

1. The Minutes of May 12, 2021 be approved.
2. The issuance of Payroll for the period ending May 7, 2021 and paid on May 14, 2021 in the amount of \$7,385.63 be approved.
3. The issuance of Payroll for the period ending May 21, 2021 and paid on May 28, 2021 in the amount of \$7,456.62 be approved.
4. Payment of Bills for May 2021 in the amount of \$72,286.27 be approved.
5. The Secretary-Treasurer's Reports for May 2021 be approved.

Motion carried with eight ayes, Jewell absent.

It was moved by Auestad and seconded by Painton that the Manager's reports for May 2021 be approved.

Motion carried with eight ayes, Jewell absent.

It was moved by Painton and seconded by Miller to change the current COVID-19 policies as follows:

- 1) Masks are no longer required onsite, but are still recommended for unvaccinated individuals.
- 2) Employees with an exposure to COVID-19 are no longer required to self-isolate for 14 days
- 3) Employees testing positive will need to use sick or vacation time during their leave with the length of time off to be determined by the recommendation given by Hamilton County Public Health. (Note: A recommendation regarding employees testing positive for COVID-19 was obtained from Hamilton County Public Health on June 10, 2021. Per that recommendation, employees testing positive will not be allowed to return to work until 10 days after their positive test and they have been symptom free for 24 hours.)

Motion carried with eight ayes, Jewell absent.

The Commission reviewed the Equipment Replacement Plan. No action was taken.

It was moved by Auestad and seconded by Painton to approve wage increases of 4%, effective July 1, 2021 for Manager, Terry Klaver and Secretary-Treasurer, Cherie Ferguson as well as a 1-4% increase for Keenan Elliott, Nick Schutt, and Kevin Dingman at the discretion of the Manager.

ROLL CALL: Ayes: Auestad, Mechaelsen, Hassebrock, Graham, Campidilli, Painton, and Miller. Nays-Frayne. Absent-Jewell. Motion carried.

It was moved by Painton and seconded by Miller that the Hamilton County Solid Waste Commission adjourn.

Motion carried with eight ayes, Jewell absent.

The Commission stood adjourned at 7:54 P.M.

Bills Approved 6/9/2021

ARNOLD MOTOR SUPPLY	\$41.99
BAUER TIRE	\$1,826.23
BLUE RIBBON PELHAM WATERS	\$31.75
BOMGAARS	\$283.87
CARD SERVICES	\$225.74
CINTAS	\$243.45
COLLECTION SERVICES CENTER	\$348.92
COOPERATIVE TELEPHONE EXCHANGE	\$136.82
HY-VEE	\$21.45
IMWCA	\$5,064.00
INGRAHAM CONSTRUCTION	\$688.29
KINNETZ SIGNS	\$208.00
LIBERTY TIRE	\$1,628.90
NAPA AUTO PARTS	\$6.49
NCIARSWA	\$44,896.40
POSTMASTER	\$14.40
PRINTING SERVICES, INC.	\$317.50
REES TRUCK & TRAILER	\$634.50
SWANA	\$223.00
ULINE	\$190.90
UNITED COOPERATIVE	\$1,425.00
U.S. CELLULAR	\$128.68
WEBSTER CITY MUNICIPAL UTILITIES	\$333.71
WELLMARK	\$3,658.68
PAYROLL	\$9,707.60
Total	<u>\$72,286.27</u>

HAMILTON COUNTY SOLID WASTE COMMISSION

Check Detail

June 10 through July 14, 2021

Type	Num	Date	Name	Item	Account	Paid Amount	Original Amount
Liability Check	EFT	06/12/2021	IPERS		OPERATING FUND		-2,334.70
					Payroll Liabilities	-933.59	933.59
					Payroll Liabilities	-1,401.11	1,401.11
TOTAL						-2,334.70	2,334.70
Liability Check	EFT	06/14/2021	United States Treasury		OPERATING FUND		-3,506.86
					Payroll Liabilities	-1,236.00	1,236.00
					Payroll Liabilities	-920.22	920.22
					Payroll Liabilities	-920.22	920.22
					Payroll Liabilities	-215.21	215.21
					Payroll Liabilities	-215.21	215.21
TOTAL						-3,506.86	3,506.86
Liability Check	EFT	06/30/2021	United States Treasury		OPERATING FUND		-3,534.54
					Payroll Liabilities	-1,249.00	1,249.00
					Payroll Liabilities	-926.17	926.17
					Payroll Liabilities	-926.17	926.17
					Payroll Liabilities	-216.60	216.60
					Payroll Liabilities	-216.60	216.60
TOTAL						-3,534.54	3,534.54
Liability Check	EFT	06/30/2021	MY IOWA UI		OPERATING FUND		-47.54
					Payroll Liabilities	-47.54	47.54
TOTAL						-47.54	47.54
Liability Check	EFT	06/30/2021	TREASURER OF ST...		OPERATING FUND		-1,926.00
					Payroll Liabilities	-1,926.00	1,926.00
TOTAL						-1,926.00	1,926.00
Liability Check	EFT	06/30/2021	IPERS		OPERATING FUND		-2,349.76
					Payroll Liabilities	-939.61	939.61
					Payroll Liabilities	-1,410.15	1,410.15
TOTAL						-2,349.76	2,349.76
Liability Check	EFT	07/01/2021	WELLMARK		OPERATING FUND		-3,658.68
					Payroll Liabilities	-914.67	914.67
					Payroll Liabilities	-2,744.01	2,744.01
TOTAL						-3,658.68	3,658.68
Paycheck	11375	06/11/2021	CHERIE L FERGUSON		OPERATING FUND		-466.24
					Wages	-79.95	79.95
					Wages	-505.97	505.97
					Payroll Liabilities	36.85	-36.85
					IPERS	-55.31	55.31
					Payroll Liabilities	55.31	-55.31
					Payroll Liabilities	27.00	-27.00
					Medicare & Social Se...	-36.33	36.33
					Payroll Liabilities	36.33	-36.33
					Payroll Liabilities	36.33	-36.33
					Medicare & Social Se...	-8.50	8.50
					Payroll Liabilities	8.50	-8.50
					Payroll Liabilities	8.50	-8.50
					Payroll Liabilities	11.00	-11.00
					Unemployment Insura...	-0.59	0.59
					Payroll Liabilities	0.59	-0.59
TOTAL						-466.24	466.24

HAMILTON COUNTY SOLID WASTE COMMISSION

Check Detail

June 10 through July 14, 2021

Type	Num	Date	Name	Item	Account	Paid Amount	Original Amount
Paycheck	11376	06/11/2021	KEENAN L ELLIOTT		OPERATING FUND		-1,070.52
				Wages		-83.24	83.24
				Wages		-1,530.58	1,530.58
				Payroll Liabilities		101.51	-101.51
				Health Insurance		-343.01	343.01
				Payroll Liabilities		343.01	-343.01
				IPERS		-152.34	152.34
				Payroll Liabilities		152.34	-152.34
				Payroll Liabilities		114.33	-114.33
				Payroll Liabilities		148.00	-148.00
				Medicare & Social Se...		-100.06	100.06
				Payroll Liabilities		100.06	-100.06
				Payroll Liabilities		100.06	-100.06
				Medicare & Social Se...		-23.40	23.40
				Payroll Liabilities		23.40	-23.40
				Payroll Liabilities		23.40	-23.40
				Payroll Liabilities		56.00	-56.00
				Unemployment Insura...		-1.61	1.61
				Payroll Liabilities		1.61	-1.61
TOTAL						-1,070.52	1,070.52
Paycheck	11377	06/11/2021	KEVIN S DINGMAN		OPERATING FUND		-826.91
				Wages		-71.80	71.80
				Wages		-1,190.38	1,190.38
				Payroll Liabilities		114.33	-114.33
				Health Insurance		-343.01	343.01
				Payroll Liabilities		343.01	-343.01
				Payroll Liabilities		79.39	-79.39
				IPERS		-119.15	119.15
				Payroll Liabilities		119.15	-119.15
				Payroll Liabilities		106.00	-106.00
				Medicare & Social Se...		-78.25	78.25
				Payroll Liabilities		78.25	-78.25
				Payroll Liabilities		78.25	-78.25
				Medicare & Social Se...		-18.30	18.30
				Payroll Liabilities		18.30	-18.30
				Payroll Liabilities		18.30	-18.30
				Payroll Liabilities		39.00	-39.00
				Unemployment Insura...		-1.27	1.27
				Payroll Liabilities		1.27	-1.27
TOTAL						-826.91	826.91
Paycheck	11378	06/11/2021	NICK T SCHUTT		OPERATING FUND		-836.00
				Wages		-1,305.29	1,305.29
				Payroll Liabilities		82.10	-82.10
				IPERS		-123.22	123.22
				Payroll Liabilities		123.22	-123.22
				Health Insurance		-343.01	343.01
				Payroll Liabilities		343.01	-343.01
				Payroll Liabilities		114.33	-114.33
				Payroll Liabilities		111.00	-111.00
				Medicare & Social Se...		-80.93	80.93
				Payroll Liabilities		80.93	-80.93
				Payroll Liabilities		80.93	-80.93
				Medicare & Social Se...		-18.93	18.93
				Payroll Liabilities		18.93	-18.93
				Payroll Liabilities		18.93	-18.93
				Payroll Liabilities		62.00	-62.00
				Unemployment Insura...		-1.31	1.31
				Payroll Liabilities		1.31	-1.31
TOTAL						-836.00	836.00

HAMILTON COUNTY SOLID WASTE COMMISSION

Check Detail

June 10 through July 14, 2021

Type	Num	Date	Name	Item	Account	Paid Amount	Original Amount
Paycheck	11379	06/11/2021	TERRY A KLAVER		OPERATING FUND		-1,835.54
				Wages		-2,665.42	2,665.42
				Payroll Liabilities		114.33	-114.33
				Health Insurance		-343.01	343.01
				Payroll Liabilities		343.01	-343.01
				Payroll Liabilities		167.65	-167.65
				IPERS		-251.62	251.62
				Payroll Liabilities		251.62	-251.62
				Payroll Liabilities		228.00	-228.00
				Medicare & Social Se...		-165.25	165.25
				Payroll Liabilities		165.25	-165.25
				Payroll Liabilities		165.25	-165.25
				Medicare & Social Se...		-38.65	38.65
				Payroll Liabilities		38.65	-38.65
				Payroll Liabilities		38.65	-38.65
				Payroll Liabilities		116.00	-116.00
				Unemployment Insura...		-2.67	2.67
				Payroll Liabilities		2.67	-2.67
TOTAL						-1,835.54	1,835.54
Check	11400	06/17/2021	UNITED COOPERATI...		FIRST STATE BANK ...		-673.75
				Diesel Fuel/Fuel Oil		-673.75	673.75
TOTAL						-673.75	673.75
Paycheck	11401	06/25/2021	CHERIE L FERGUSON		FIRST STATE BANK ...		-420.11
				Wages		-521.84	521.84
				Payroll Liabilities		32.82	-32.82
				IPERS		-49.26	49.26
				Payroll Liabilities		49.26	-49.26
				Payroll Liabilities		20.00	-20.00
				Medicare & Social Se...		-32.35	32.35
				Payroll Liabilities		32.35	-32.35
				Payroll Liabilities		32.35	-32.35
				Medicare & Social Se...		-7.56	7.56
				Payroll Liabilities		7.56	-7.56
				Payroll Liabilities		7.56	-7.56
				Payroll Liabilities		9.00	-9.00
				Unemployment Insura...		-0.52	0.52
				Payroll Liabilities		0.52	-0.52
TOTAL						-420.11	420.11
Paycheck	11402	06/25/2021	KEENAN L ELLIOTT		FIRST STATE BANK ...		-1,039.91
				Wages		-145.67	145.67
				Wages		-1,424.44	1,424.44
				Payroll Liabilities		98.76	-98.76
				Health Insurance		-343.01	343.01
				Payroll Liabilities		343.01	-343.01
				IPERS		-148.22	148.22
				Payroll Liabilities		148.22	-148.22
				Payroll Liabilities		114.33	-114.33
				Payroll Liabilities		143.00	-143.00
				Medicare & Social Se...		-97.35	97.35
				Payroll Liabilities		97.35	-97.35
				Payroll Liabilities		97.35	-97.35
				Medicare & Social Se...		-22.76	22.76
				Payroll Liabilities		22.76	-22.76
				Payroll Liabilities		22.76	-22.76
				Payroll Liabilities		54.00	-54.00
				Unemployment Insura...		-1.57	1.57
				Payroll Liabilities		1.57	-1.57
TOTAL						-1,039.91	1,039.91

HAMILTON COUNTY SOLID WASTE COMMISSION

Check Detail

June 10 through July 14, 2021

Type	Num	Date	Name	Item	Account	Paid Amount	Original Amount
Paycheck	11403	06/25/2021	KEVIN S DINGMAN		FIRST STATE BANK ...		-918.93
				Wages		-341.05	341.05
				Wages		-1,052.47	1,052.47
				Payroll Liabilities		114.33	-114.33
				Health Insurance		-343.01	343.01
				Payroll Liabilities		343.01	-343.01
				Payroll Liabilities		87.65	-87.65
				IPERS		-131.55	131.55
				Payroll Liabilities		131.55	-131.55
				Payroll Liabilities		121.00	-121.00
				Medicare & Social Se...		-86.40	86.40
				Payroll Liabilities		86.40	-86.40
				Payroll Liabilities		86.40	-86.40
				Medicare & Social Se...		-20.21	20.21
				Payroll Liabilities		20.21	-20.21
				Payroll Liabilities		20.21	-20.21
				Payroll Liabilities		45.00	-45.00
				Unemployment Insura...		-1.39	1.39
				Payroll Liabilities		1.39	-1.39
TOTAL						-918.93	918.93
Paycheck	11404	06/25/2021	NICK T SCHUTT		FIRST STATE BANK ...		-869.43
				Wages		-1,354.59	1,354.59
				Payroll Liabilities		85.20	-85.20
				IPERS		-127.87	127.87
				Payroll Liabilities		127.87	-127.87
				Health Insurance		-343.01	343.01
				Payroll Liabilities		343.01	-343.01
				Payroll Liabilities		114.33	-114.33
				Payroll Liabilities		117.00	-117.00
				Medicare & Social Se...		-83.99	83.99
				Payroll Liabilities		83.99	-83.99
				Payroll Liabilities		83.99	-83.99
				Medicare & Social Se...		-19.64	19.64
				Payroll Liabilities		19.64	-19.64
				Payroll Liabilities		19.64	-19.64
				Payroll Liabilities		65.00	-65.00
				Unemployment Insura...		-1.35	1.35
				Payroll Liabilities		1.35	-1.35
TOTAL						-869.43	869.43
Paycheck	11405	06/25/2021	TERRY A KLAVER		FIRST STATE BANK ...		-1,835.53
				Wages		-2,665.42	2,665.42
				Payroll Liabilities		114.33	-114.33
				Health Insurance		-343.01	343.01
				Payroll Liabilities		343.01	-343.01
				Payroll Liabilities		167.65	-167.65
				IPERS		-251.62	251.62
				Payroll Liabilities		251.62	-251.62
				Payroll Liabilities		228.00	-228.00
				Medicare & Social Se...		-165.26	165.26
				Payroll Liabilities		165.26	-165.26
				Payroll Liabilities		165.26	-165.26
				Medicare & Social Se...		-38.65	38.65
				Payroll Liabilities		38.65	-38.65
				Payroll Liabilities		38.65	-38.65
				Payroll Liabilities		116.00	-116.00
				Unemployment Insura...		-0.41	0.41
				Payroll Liabilities		0.41	-0.41
TOTAL						-1,835.53	1,835.53
Check	11406	06/30/2021	UNITED COOPERATI...		FIRST STATE BANK ...		-438.75
				Diesel Fuel/Fuel Oil		-438.75	438.75
TOTAL						-438.75	438.75

HAMILTON COUNTY SOLID WASTE COMMISSION

Check Detail

June 10 through July 14, 2021

Type	Num	Date	Name	Item	Account	Paid Amount	Original Amount
Paycheck	11407	07/09/2021	CHERIE L FERGUSON		FIRST STATE BANK ...		-396.42
				Wages		-1.53	1.53
				Wages		-73.24	73.24
				Wages		-338.43	338.43
				Wages		-76.48	76.48
				Payroll Liabilities		30.80	-30.80
				IPERS		-46.23	46.23
				Payroll Liabilities		46.23	-46.23
				Payroll Liabilities		17.00	-17.00
				Medicare & Social Se...		-30.36	30.36
				Payroll Liabilities		30.36	-30.36
				Payroll Liabilities		30.36	-30.36
				Medicare & Social Se...		-7.10	7.10
				Payroll Liabilities		7.10	-7.10
				Payroll Liabilities		7.10	-7.10
				Payroll Liabilities		8.00	-8.00
				Unemployment Insura...		-0.49	0.49
				Payroll Liabilities		0.49	-0.49
TOTAL						-396.42	396.42
Paycheck	11408	07/09/2021	KEENAN L ELLIOTT		FIRST STATE BANK ...		-1,064.65
				Wages		-1,235.07	1,235.07
				Wages		-370.77	370.77
				Payroll Liabilities		101.01	-101.01
				Health Insurance		-343.01	343.01
				Payroll Liabilities		343.01	-343.01
				IPERS		-151.59	151.59
				Payroll Liabilities		151.59	-151.59
				Payroll Liabilities		114.33	-114.33
				Payroll Liabilities		147.00	-147.00
				Medicare & Social Se...		-99.56	99.56
				Payroll Liabilities		99.56	-99.56
				Payroll Liabilities		99.56	-99.56
				Medicare & Social Se...		-23.29	23.29
				Payroll Liabilities		23.29	-23.29
				Payroll Liabilities		23.29	-23.29
				Payroll Liabilities		56.00	-56.00
				Unemployment Insura...		-1.61	1.61
				Payroll Liabilities		1.61	-1.61
TOTAL						-1,064.65	1,064.65
Paycheck	11409	07/09/2021	KEVIN S DINGMAN		FIRST STATE BANK ...		-848.20
				Wages		-269.25	269.25
				Wages		-744.93	744.93
				Wages		-277.40	277.40
				Payroll Liabilities		114.33	-114.33
				Health Insurance		-343.01	343.01
				Payroll Liabilities		343.01	-343.01
				Payroll Liabilities		81.24	-81.24
				IPERS		-121.93	121.93
				Payroll Liabilities		121.93	-121.93
				Payroll Liabilities		109.00	-109.00
				Medicare & Social Se...		-80.08	80.08
				Payroll Liabilities		80.08	-80.08
				Payroll Liabilities		80.08	-80.08
				Medicare & Social Se...		-18.73	18.73
				Payroll Liabilities		18.73	-18.73
				Payroll Liabilities		18.73	-18.73
				Payroll Liabilities		40.00	-40.00
				Unemployment Insura...		-1.29	1.29
				Payroll Liabilities		1.29	-1.29
TOTAL						-848.20	848.20

HAMILTON COUNTY SOLID WASTE COMMISSION

Check Detail

June 10 through July 14, 2021

Type	Num	Date	Name	Item	Account	Paid Amount	Original Amount
Paycheck	11410	07/09/2021	NICK T SCHUTT		FIRST STATE BANK ...		-811.50
				Wages		-69.60	69.60
				Wages		-1,043.42	1,043.42
				Wages		-157.99	157.99
				Payroll Liabilities		79.95	-79.95
				IPERS		-119.98	119.98
				Payroll Liabilities		119.98	-119.98
				Health Insurance		-343.01	343.01
				Payroll Liabilities		343.01	-343.01
				Payroll Liabilities		114.33	-114.33
				Payroll Liabilities		107.00	-107.00
				Medicare & Social Se...		-78.80	78.80
				Payroll Liabilities		78.80	-78.80
				Payroll Liabilities		78.80	-78.80
				Medicare & Social Se...		-18.43	18.43
				Payroll Liabilities		18.43	-18.43
				Payroll Liabilities		18.43	-18.43
				Payroll Liabilities		61.00	-61.00
				Unemployment Insura...		-1.28	1.28
				Payroll Liabilities		1.28	-1.28
TOTAL						-811.50	811.50
Paycheck	11411	07/09/2021	TERRY A KLAVER		FIRST STATE BANK ...		-1,908.28
				Wages		-2,772.04	2,772.04
				Payroll Liabilities		114.33	-114.33
				Health Insurance		-343.01	343.01
				Payroll Liabilities		343.01	-343.01
				Payroll Liabilities		174.36	-174.36
				IPERS		-261.68	261.68
				Payroll Liabilities		261.68	-261.68
				Payroll Liabilities		241.00	-241.00
				Medicare & Social Se...		-171.87	171.87
				Payroll Liabilities		171.87	-171.87
				Payroll Liabilities		171.87	-171.87
				Medicare & Social Se...		-40.20	40.20
				Payroll Liabilities		40.20	-40.20
				Payroll Liabilities		40.20	-40.20
				Payroll Liabilities		122.00	-122.00
TOTAL						-1,908.28	1,908.28

HAMILTON COUNTY SOLID WASTE COMMISSION
Unpaid Bills Detail
As of July 14, 2021

Memo	Amount
BAUER TIRE & TAXIDERMY LLC	
TIRES	317.00
TIRES	277.00
Total BAUER TIRE & TAXIDERMY LLC	594.00
BLUE RIBBON PELHAM WATERS	
BOTTLED WATER SERVICE	39.50
Total BLUE RIBBON PELHAM WATERS	39.50
BOMGAARS	
SAFETY VESTS	30.98
BATTERIES	3.49
Total BOMGAARS	34.47
CARD SERVICES	
SEMI OIL	77.97
PICKUP GAS	71.02
Total CARD SERVICES	148.99
CLEAN HARBORS	
HAZARDOUS WASTE DISPOSAL & SUPPLIES	4,114.40
Total CLEAN HARBORS	4,114.40
COOPERATIVE TELEPHONE EXCHANGE	
PHONE & INTERNET SERVICE	134.29
Total COOPERATIVE TELEPHONE EXCHANGE	134.29
CORNWELL, FRIDERES, MAHER & ASSOCIATES	
FY 2020 AUDIT	5,100.00
Total CORNWELL, FRIDERES, MAHER & ASSOCIATES	5,100.00
EVORA CONSULTING	
ANNUAL WATER QUALITY REPORT	5,600.00
LEACHATE COLLECTION SYSTEM REPORT	1,060.00
METHANE MONITORING	505.00
LEACHATE SHUT OFF EVALUATION	250.00
Total EVORA CONSULTING	7,415.00
FREEMAN JOURNAL	
MINUTES PUBLICATION	67.90
Total FREEMAN JOURNAL	67.90
HY-VEE	
MEETING SNACKS	14.47
MEETING SNACKS	14.47
PLASTIC UTENSILS	4.99
Total HY-VEE	33.93
NAPA AUTO PARTS	
SEMI OIL	79.96
Total NAPA AUTO PARTS	79.96
NCIARSWA	
JUNE GATE FEES	44,664.40
Total NCIARSWA	44,664.40

Memo	Amount
REES TRUCK & TRAILER, INC	
SEMI FILTERS & COOLANT	276.24
SEMI HEADLAMP	594.71
Total REES TRUCK & TRAILER, INC	870.95
TITAN MACHINERY	
CASE FLUIDS AND FILTERS	2,130.25
Total TITAN MACHINERY	2,130.25
U.S. CELLULAR	
CELL PHONE SERVICE	121.06
Total U.S. CELLULAR	121.06
WEBSTER CITY MUNICIPAL UTILITIES	
ELECTRICAL SERVICE	108.57
ELECTRICAL SERVICE	259.20
Total WEBSTER CITY MUNICIPAL UTILITIES	367.77
WEBSTER CITY TRUE VALUE	
FLY SPRAY	4.29
HARDWARE FOR APPLIANCE & SCRAP SIGNS	23.18
JB WELD FOR APPLIANCE & SCRAP SIGNS	6.99
MAGNET FOR APPLIANCE & SCRAP SIGNS	10.87
EQUIPMENT CLEANING SUPPLIES	12.98
CLEANING SUPPLIES	31.27
Total WEBSTER CITY TRUE VALUE	89.58
TOTAL	66,006.45

HAMILTON COUNTY SOLID WASTE COMMISSION
Sales by Customer Summary

Accrual Basis

June 2021

	<u>Jun 21</u>
AG FORCE	192.28
AG SOURCE	106.40
ALL SEASON GUTTERS	31.16
ANDY JONES ROCK & DIRT	157.09
APPLIANCE PLUS	69.72
BILL BEEMER WELL COMPANY	85.12
CASH	14,809.65
CITY OF WEBSTER CITY	33.35
CONVERSION CONTRACTOR'S CORP	100.68
DAILY FREEMAN JOURNAL	60.20
DAVE SCOTT CONSTRUCTION	136.20
DAYTON DEVELOPMENT	47.12
FOAM CATZ	19.00
GILBERT FLOORING AND PAINT	30.00
GOOD LIFE RV	82.84
HAMILTON COUNTY CONSERVATION	72.04
HAMILTON COUNTY ENGINEER	15.00
HILLCREST TRAILER COURT	89.00
HUBBARD CONCRETE	34.96
INTERIOR SPACES	15.00
J&C BUILDERS, LCC	215.84
JAYCOX CONSTRUCTION	38.00
JELINEK CONSTRUCTION	85.36
JLE CONSTRUCTION	153.12
K & M AG	26.60
LEONARD MOSS ROOFING	2,030.72
MANN-SON PROPERTIES	166.24
MERTZ ENGINEERING CO.	64.60
MIDWEST ECOSTRUCTION	237.88
MORTENSON PROPERTIES	199.88
NICK MURPHY CONSTRUCTION	192.25
P & P ELECTRIC	19.76
PAGEL REPAIR AND LOCK	30.40
PAGEL WINDOWS	15.20
PETERSON CONSTRUCTION	15.00
REMINGTON SEEDS	166.44
RUBA LAWN CARE	15.96
SEAMLESS PROS LLC	882.36
SHAWN MORAN CONSTRUCTION	156.56
Soil View, LLC.	70.00
TASLER PALLET	405.84
THE TRASH MAN	69,031.14
THOMPSON CONSTRUCTION	126.16
TILE PROS, INC.	474.65
TRUE VALUE HARDWARE	15.00
VAN DIEST MEDICAL CENTER	15.76
WASTE MANAGEMENT	192.13
WEBSTER CITY COMMUNITY SCHOOLS	59.28
WIDICK ROOFING	31.16
ZATLOUKAL CONSTRUCTION	40.08
TOTAL	<u><u>91,360.18</u></u>

HAMILTON COUNTY SOLID WASTE COMMISSION
A/R Aging Summary
As of June 30, 2021

	Current	1 - 30	31 - 60	61 - 90	> 90	TOTAL
AG FORCE	205.73	0.00	0.00	0.00	0.00	205.73
AG SOURCE	32.52	-61.79	-139.71	-28.81	0.00	-197.79
ALL SEASON GUTTERS	33.34	0.00	0.00	0.00	0.00	33.34
ANDY JONES ROCK & DIRT	163.74	4,139.19	0.00	0.00	0.00	4,302.93
APPLIANCE PLUS	74.60	0.00	0.00	0.00	0.00	74.60
BILL BEEMER WELL COMPANY	91.08	0.00	0.00	0.00	0.00	91.08
CITY OF WEBSTER CITY	15.20	0.00	0.00	0.00	0.00	15.20
CONVERSION CONTRACTOR'S CORP	107.73	0.00	0.00	0.00	0.00	107.73
DAILY FREEMAN JOURNAL	32.10	0.00	0.00	0.00	0.00	32.10
DAVE SCOTT CONSTRUCTION	145.73	0.00	0.00	0.00	0.00	145.73
DAYTON DEVELOPMENT	50.42	0.00	0.00	0.00	0.00	50.42
FOAM CATZ	20.33	0.00	0.00	0.00	0.00	20.33
GILBERT FLOORING AND PAINT	16.05	0.00	0.00	0.00	0.00	16.05
GOOD LIFE RV	88.64	0.00	0.00	0.00	0.00	88.64
HAMILTON COUNTY ENGINEER	15.00	0.00	0.00	0.00	0.00	15.00
HILLCREST TRAILER COURT	95.23	0.00	0.00	0.00	0.00	95.23
HUBBARD CONCRETE	37.41	0.00	0.00	0.00	0.00	37.41
IOWA DEPARTMENT OF TRANSPORTATION	0.00	0.00	0.00	0.00	2.98	2.98
J&C BUILDERS, LCC	230.94	0.00	0.00	0.00	0.00	230.94
JAYCOX CONSTRUCTION	40.66	0.00	0.00	0.00	0.00	40.66
JELINEK CONSTRUCTION	91.34	0.00	0.00	0.00	0.00	91.34
JLE CONSTRUCTION	163.84	0.00	0.00	0.00	0.00	163.84
K & M AG	28.47	0.00	0.00	0.00	0.00	28.47
LEONARD MOSS ROOFING	2,172.87	0.00	0.00	0.00	0.00	2,172.87
MANN-SON PROPERTIES	177.87	0.00	0.00	0.00	0.00	177.87
MERTZ ENGINEERING CO.	69.13	0.00	0.00	0.00	0.00	69.13
MIDWEST ECOSTRUCTION	254.53	0.00	0.00	0.00	0.00	254.53
MORTENSON PROPERTIES	213.88	0.00	0.00	0.00	0.00	213.88
NICK MURPHY CONSTRUCTION	205.60	99.21	0.00	0.00	0.00	304.81
P & P ELECTRIC	21.15	0.00	0.00	0.00	0.00	21.15
PAGEL REPAIR AND LOCK	32.52	0.00	0.00	0.00	0.00	32.52
PAGEL WINDOWS	16.26	0.00	0.00	0.00	0.00	16.26
PETERSON CONSTRUCTION	16.05	0.00	0.00	0.00	0.00	16.05
REMINGTON SEEDS	178.09	0.00	0.00	0.00	0.00	178.09
RUBA LAWN CARE	17.08	0.00	0.00	0.00	0.00	17.08
SEAMLESS PROS LLC	944.14	0.00	0.00	0.00	0.00	944.14
SHAWN MORAN CONSTRUCTION	167.52	0.00	0.00	0.00	0.00	167.52
Soil View, LLC.	74.90	0.00	0.00	0.00	0.00	74.90
TASLER PALLET	434.25	0.00	0.00	0.00	0.00	434.25
THE TRASH MAN	69,031.14	0.00	0.00	0.00	0.00	69,031.14
THOMPSON CONSTRUCTION	134.99	0.00	0.00	0.00	0.00	134.99
TILE PROS, INC.	507.48	382.20	0.00	0.00	0.00	889.68
TONY'S TIRE SERVICE, INC.	0.00	0.00	0.00	0.26	0.00	0.26
TRUE VALUE HARDWARE	16.05	1.05	0.00	0.00	0.00	17.10
UNITED CO-OPERATIVE	0.00	0.00	0.00	0.00	1.00	1.00
VAN DIEST MEDICAL CENTER	15.76	50.92	0.00	0.00	0.00	66.68
WASTE MANAGEMENT	198.15	191.52	231.40	183.96	0.00	805.03
WEBSTER CITY COMMUNITY SCHOOLS	59.28	0.00	0.00	0.00	0.00	59.28
WIDICK ROOFING	33.34	0.00	0.00	0.00	0.00	33.34
ZATLOUKAL CONSTRUCTION	42.88	0.00	0.00	0.00	0.00	42.88
TOTAL	76,815.01	4,802.30	91.69	155.41	3.98	81,868.39

HAMILTON COUNTY SOLID WASTE COMMISSION

Profit & Loss

June 2021

Cash Basis

	Jun 21
Income	
OPERATING FUND	
GATE CHARGES	
APPLIANCES	600.00
C&D	26,393.22
CONCRETE	8.32
ELECTRONICS	133.00
LATEX PAINT	57.00
MSW	56,463.12
PACKER	1,346.00
TIRES	1,204.00
TVS	945.00
GATE CHARGES - Other	-123.12
Total GATE CHARGES	87,026.54
REFUNDS AND REIMBURSEMENTS	3,455.80
SCRAP METAL SOLD	1,505.00
OPERATING FUND - Other	16.23
Total OPERATING FUND	92,003.57
Total Income	92,003.57
Expense	
EQUIPMENT RESERVE FUND	
EQUIPMENT PURCHASES	168.88
Total EQUIPMENT RESERVE FUND	168.88
Operating Fund Expenses	
Building Supplies	117.45
Cell Phone Service	128.68
Diesel Fuel/Fuel Oil	1,753.75
Drinking Water Service	31.75
Electricity	333.71
ELECTRONICS RECYCLING	190.90
Equipment and Vehicle Repairs	10.70
Gasoline	105.04
Meeting/Training Expenses	14.47
Membership Dues	223.00
NCIARSWA Gate Fees	44,896.40
Office Supplies	324.48
Payroll Expenses	
Health Insurance	2,744.08
IPERS	1,410.16
Medicare & Social Security	1,142.77
Unemployment Insurance	12.69
Wages	14,938.11
Total Payroll Expenses	20,247.81
Phone & Internet Service	136.82
Postage	110.00
Rock	688.29
Safety Clothing and Equipment	114.99
Signs	208.00
TIRE REMOVAL	1,628.90
Tires	1,826.23
Uniform Service	126.00
Vehicle&Equip. Parts&Supplies	682.98
WORKERS' COMP INSURANCE	5,064.00
Total Operating Fund Expenses	78,964.35
Total Expense	79,133.23
Net Income	12,870.34

HAMILTON COUNTY SOLID WASTE COMMISSION

Profit & Loss Budget vs. Actual

July 2020 through June 2021

Cash Basis

	Jul '20 - Jun 21	Budget	\$ Over Budget	% of Budget
Income				
CD INTEREST	12,058.99	0.00	12,058.99	100.0%
OPERATING FUND				
ASSESSMENTS	67,185.92	67,185.00	0.92	100.0%
BAD CHECK FEES	0.00	0.00	0.00	0.0%
FARM INCOME	1,893.41	1,500.00	393.41	126.2%
GASTAX REFUND	0.00	50.00	-50.00	0.0%
GATE CHARGES				
APPLIANCES	5,880.00	0.00	5,880.00	100.0%
C&D	345,243.63	0.00	345,243.63	100.0%
CONCRETE	456.52	0.00	456.52	100.0%
ELECTRONICS	1,253.00	0.00	1,253.00	100.0%
LATEX PAINT	414.00	0.00	414.00	100.0%
MSW	618,425.51	0.00	618,425.51	100.0%
PACKER	11,523.00	0.00	11,523.00	100.0%
RCC FEES	157.60	1,000.00	-842.40	15.9%
TIRES	9,210.50	0.00	9,210.50	100.0%
TVS	9,975.00	0.00	9,975.00	100.0%
GATE CHARGES - Other	-1,341.15	0.00	9,975.00	100.0%
Total GATE CHARGES	1,001,197.61	1,050,000.00	-1,051,341.15	-0.1%
Total OPERATING FUND	1,084,188.33	1,126,735.00	-42,546.67	96.2%
POST CLOSURE RESERVE FUND				
INTEREST ON INVESTMENTS	0.00	6,000.00	-6,000.00	0.0%
Total POST CLOSURE RESERVE FUND	0.00	6,000.00	-6,000.00	0.0%
Total Income	1,086,247.32	1,132,735.00	-36,487.68	96.8%
Expense				
EQUIPMENT RESERVE FUND				
EQUIPMENT PURCHASES	45,248.88	145,000.00	-99,751.12	31.2%
Total EQUIPMENT RESERVE FUND	45,248.88	145,000.00	-99,751.12	31.2%
LANDFILL POST CLOSURE FUND				
CONSULTING ENGINEERING FEES	2,575.00	5,058.00	-2,483.00	50.9%
DISCONTINUATION PROJECT	0.00	0.00	0.00	0.0%
LAB TESTING	2,018.70	4,585.00	-2,576.30	43.9%
LEACHATE DISPOSAL	1,926.31	2,500.00	-573.69	77.1%
LEACHATE SEEP REPAIR	0.00	3,000.00	-3,000.00	0.0%
LEACHATE SYSTEM REPORTS	2,475.00	9,068.00	-6,593.00	27.3%
OTHER DISBURSEMENTS	143.75	790.00	-646.25	18.2%
WATER QUALITY REPORTS	7,375.00	9,250.00	-1,875.00	79.7%
Total LANDFILL POST CLOSURE FUND	16,513.76	34,261.00	-17,747.24	48.2%

HAMILTON COUNTY SOLID WASTE COMMISSION

Profit & Loss Budget vs. Actual

July 2020 through June 2021

Cash Basis

	Jul '20 - Jun 21	Budget	\$ Over Budget	% of Budget
Operating Fund Expenses				
Attorney Fees	50.00	1,200.00	-1,150.00	4.2%
Audits	5,175.00	6,000.00	-825.00	86.3%
Bank Service Charges	30.00	100.00	-70.00	30.0%
Building and Fixture Repairs	1,189.45	30,000.00	-28,810.55	4.0%
Building Supplies	683.96	1,500.00	-816.04	45.6%
Cell Phone Service	1,619.04	1,650.00	-30.96	98.1%
Change Fund	0.00	200.00	-200.00	0.0%
COMMISSION FEES	1,474.91	2,000.00	-525.09	73.7%
Computer Service	1,792.70	1,500.00	292.70	119.5%
Diesel Fuel/Fuel Oil	20,842.18	30,000.00	-9,157.82	69.5%
Drinking Water Service	450.75	600.00	-149.25	75.1%
Electricity	5,924.89	7,000.00	-1,075.11	84.6%
ELECTRONICS RECYCLING	13,896.05	15,000.00	-1,103.95	92.6%
Engineering Fees	0.00	2,500.00	-2,500.00	0.0%
Equipment and Vehicle Repairs	15,757.54	20,000.00	-4,242.46	78.8%
Gasoline	624.59	750.00	-125.41	83.3%
Insurance Expense	9,766.74	10,130.00	-363.26	96.4%
Licenses and Permits	84.00	250.00	-166.00	33.6%
Medical Supplies	55.99	500.00	-444.01	10.2%
Meeting/Training Expenses	1,373.67	1,500.00	-126.33	91.6%
Membership Dues	621.00	750.00	-129.00	82.8%
MISC EXPENSES	752.75	0.00	752.75	100.0%
Miscellaneous Expenses	1,451.00	0.00	1,451.00	100.0%
NCIARSWA Gate Fees	534,606.80	560,000.00	-25,393.20	95.5%
NCIARSWA Per Capita Assessments	67,185.12	67,185.00	0.12	100.0%
Office Supplies	2,508.25	3,000.00	-491.75	83.6%
Other Capital Outlay	346.99	3,000.00	-2,653.01	11.6%
P.O. Box Rent	0.00	0.00	0.00	0.0%
Payroll Expenses				
Health Insurance	31,208.49	28,261.00	2,948.49	110.4%
IPERS	17,548.80	16,647.00	902.80	105.4%
Medicare & Social Security	14,221.96	13,490.00	731.96	105.4%
Unemployment Insurance	133.90	119.00	14.90	112.5%
Wages	183,273.09	176,343.00	6,930.09	103.9%
Payroll Expenses - Other	2,635.16	0.00	2,635.16	100.0%
Total Payroll Expenses	249,023.40	234,860.00	14,163.40	106.0%
Phone & Internet Service	1,645.73	1,700.00	-54.27	96.8%
Postage	549.35	660.00	-110.65	83.2%
Propane	1,205.75	3,500.00	-2,294.25	34.5%
Public Notices	1,533.30	1,300.00	233.30	117.9%
RCC DISPOSAL/SUPPLIES	16,793.87	15,000.00	1,793.87	112.0%
Rock	688.29	1,200.00	-511.71	57.4%
Safety Clothing and Equipment	692.30	2,000.00	-1,307.70	34.6%
Security Monitoring	1,274.22	1,300.00	-25.78	98.0%
Signs	633.00	500.00	133.00	126.6%
TIRE REMOVAL	9,564.51	8,000.00	1,564.51	119.6%
Tires	7,631.35	8,000.00	-368.65	95.4%
Uniform Service	2,565.85	2,000.00	565.85	128.3%
Vehicle&Equip. Parts&Supplies	12,438.94	15,000.00	-2,561.06	82.9%
Weed Chemicals	85.59	150.00	-64.41	57.1%
WORKERS' COMP INSURANCE	5,064.00	5,849.00	-785.00	86.6%
Total Operating Fund Expenses	999,652.82	1,067,384.00	-67,731.18	93.7%
Reconciliation Discrepancies	0.00	0.00	0.00	0.0%
Total Expense	1,061,415.46	1,246,645.00	-185,229.54	85.1%
Net Income	34,831.86	-113,910.00	148,741.86	-30.6%

HAMILTON COUNTY SOLID WASTE COMMISSION

June - 2021 MONTHLY REPORT

DATE	DAY	TOTAL TONS TO BLDG.	CHARGE RECEIPTS TO BLDG.	CASH RECEIPTS TO PACKER	CASH RECEIPTS TO BLDG.	TOTAL RECEIPTS	PACKER WEIGHT (TONS)	DAY PACKER DUMPED & DISPOSAL CHG	LATEX PAINT FEES
1	Tuesday	47.12	3394.96	48.00	306.52	3969.06			
2	Wed	54.43	3916.94	32.00	328.99	4357.93			
3	Thursday	53.45	3550.98	16.00	595.58	4259.66	1.60	121.60	
4	Fri	74.56	4972.55	56.00	493.45	5567.00			
5	Sat	35.33	2036.82	136.00	610.64	2851.46			9.00
6	Sun	0	0.00	0.00	0.00	0.00			
7	Monday	60.75	4083.16	40.00	368.73	4506.89			
8	Tuesday	37.74	2695.22	32.00	275.49	3092.71			15.00
9	Wed	43.75	3061.32	40.00	311.93	3435.25			
10	Thursday	51.23	3658.01	24.00	348.99	4113.00			18.00
11	Fri	52.71	3613.00	40.00	439.92	4173.18			
12	Sat	33.57	920.10	80.00	1683.29	2703.39			
13	Sun	0	0.00	0.00	0.00	0.00			
14	Monday	40.68	2645.55	48.00	593.81	3352.36			
15	Tuesday	39.07	2800.64	47.00	239.25	3121.89			
16	Wed	35.02	2394.09	16.00	226.59	2736.68	1.50	114.00	
17	Thursday	30.18	2106.68	64.00	288.47	2642.15			
18	Fri	58.8	4274.32	40.00	306.40	4706.72			
19	Sat	6.12	33.34	88.00	682.36	858.70			
20	Sun	0	0.00	0.00	0.00	0.00			
21	Monday	33.23	1762.47	48.00	894.22	2857.39			
22	Tuesday	47.86	3302.99	24.00	515.32	3982.21			
23	Wed	68.31	5054.85	86.00	223.40	5468.25			
24	Thursday	40.52	2953.66	48.00	197.43	3214.09			
25	Fri	59.71	4181.75	32.00	484.08	4704.83			
26	Sat	9.54	186.96	119.00	717.68	1073.64			
27	Sun	0	0.00	0.00	0.00	0.00			
28	Monday	34.56	2438.35	48.00	292.32	2937.07			
29	Tuesday	37.95	2551.71	40.00	409.83	3026.54			
30	Wed	54.22	3734.24	24.00	522.16	4397.40			
31									
TOTAL		1140.41	76324.66	1316.00	12356.85	92109.45	3.10	235.60	42.00
TOTAL AVG		43.86	2935.56	50.62	475.26	3542.67	0.12	9.06	1.62

HAMILTON COUNTY SOLID WASTE COMMISSION

June - 2021 MONTHLY REPORT

DATE	DAY							DAILY	TONS OF	TONS
		Tires, Tubes & Rims		Appliances-White Goods		Tv & Electronics		FORT DODGE	CONSTR.	OF MSW
		UNITS	RECEIPTS	UNITS	RECEIPTS	UNITS	RECEIPTS	TONS	TO BLDG.	WASTE
1	Tuesday	25.00	135.58	1.00	10.00	6.00	74.00	39.73	3.00	44.12
2	Wed	11.00	55.00	1.00	10.00	1.00	15.00	67.35	1.96	52.47
3	Thursday	3.00	15.00	5.00	50.00	2.00	32.10	38.97	3.65	49.80
4	Fri	0.00	0.00	0.00	0.00	3.00	45.00	78.61	9.24	65.32
5	Sat	0.00	0.00	1.00	10.00	3.00	45.00	15.30	3.13	32.20
6	Sun	0.00	0.00	0.00	0.00	0.00	0.00	0.00	0.00	0.00
7	Monday	0.00	0.00	0.00	0.00	1.00	15.00	74.70	1.12	59.63
8	Tuesday	0.00	0.00	5.00	50.00	3.00	45.00	42.35	5.27	32.47
9	Wed	0.00	0.00	0.00	0.00	2.00	22.00	36.01	1.02	42.73
10	Thursday	8.00	22.00	6.00	60.00	0.00	0.00	52.61	0.43	50.80
11	Fri	0.00	0.00	2.00	20.00	3.00	45.00	55.98	0.47	52.24
12	Sat	0.00	0.00	2.00	20.00	0.00	0.00	32.15	15.28	18.29
13	Sun	0.00	0.00	0.00	0.00	0.00	0.00	0.00	0.00	0.00
14	Monday	2.00	10.00	1.00	10.00	3.00	45.00	32.46	1.51	39.17
15	Tuesday	0.00	0.00	2.00	20.00	1.00	15.00	51.03	2.63	36.44
16	Wed	0.00	0.00	4.00	40.00	4.00	60.00	37.39	2.61	32.41
17	Thursday	23.00	143.00	1.00	10.00	2.00	30.00	33.95	1.74	28.44
18	Fri	12.00	66.00	4.00	40.00	0.00	0.00	33.76	1.09	57.71
19	Sat	3.00	15.00	1.00	10.00	2.00	30.00	20.54	0.00	6.12
20	Sun	0.00	0.00	0.00	0.00	0.00	0.00	0.00	0.00	0.00
21	Monday	23.00	122.70	3.00	30.00	0.00	0.00	35.13	6.92	26.31
22	Tuesday	22.00	114.90	1.00	10.00	1.00	15.00	36.33	8.87	38.99
23	Wed	0.00	0.00	0.00	0.00	8.00	104.00	66.70	5.42	67.89
24	Thursday	0.00	0.00	0.00	0.00	1.00	15.00	59.30	4.04	36.48
25	Fri	1.00	7.00	0.00	0.00	0.00	0.00	32.67	5.25	54.46
26	Sat	0.00	0.00	2.00	20.00	2.00	30.00	26.45	3.27	6.27
27	Sun	0.00	0.00	0.00	0.00	0.00	0.00	0.00	0.00	0.00
28	Monday	5.00	25.00	4.00	41.40	6.00	82.00	20.21	0.90	33.66
29	Tuesday	2.00	10.00	0.00	0.00	1.00	15.00	59.47	4.68	33.27
30	Wed	2.00	12.00	6.00	60.00	3.00	45.00	54.22	0.33	53.89
31										
TOTAL		142.00	753.18	52.00	521.40	58.00	824.10	1133.37	93.83	1051.58
TOTAL AVG		5.46	28.97	2.00	20.05	2.23	31.70	43.59	3.61	40.45

HAMILTON COUNTY TRANSFER STATION

(Managers Report for June 2021)

Wage Comparison Survey

Manager Wright County- \$43,000 Time on Job <1yr.

3-Transfer Station Operators- \$19.50 3-Operators-Time on Job 6yr.5yr.2-m

Manager Cass County - \$60,000

Time on job-6-yrs.

2-Lanfill Employee Wages-\$20.00

Time on Job-6-17yrs.

Manager Butler County- \$56,000

Time on job-6yrs.

3-Transfer Station Operators-\$20-\$24

Time on job- 2 months-15yrs.

Appanoose County Manager-No Report Time on job < 1yr.

3- Operators Pay - \$21.64

Time on job. 1wk.-10yrs.

I tried to compare us to similar size facilities serving approximately the same size population with in their counties. I was hired in 2008 @\$45,000-13yrs ago.

Tractor Trade Numbers

The following are trade numbers for our John Deere 5300-1997 with 4600 hours on it.

Massey Ferguson-\$29427.00 to trade- J.D. Trade Value-\$16,000- Delivery 2-wks.

Case I H - \$38900.00 to trade- J.D Trade Value- \$18500- Delivery end of July.

John Deere- \$35500.00 to trade- Our John Deere Trade \$9000.00 -Delivery March

Further discussion is needed on the purchase of a new tractor, since we already have 2-pieces of equipment to be paid for. It may make more sense to fix the leaks in the old and run it another year.

New Loader Pricing

I have trade evaluations complete from John Deere and Case. Awaiting Cat from Ft. Dodge to show up. I attached the 2-quotes that I have. *TEDDY KING*

UTILITY TRACTOR QUOTE

Quote Summary

Prepared For:
 HAMILTON COUNTY SOLID WST
 2605 MCMURRAY AVE
 WEBSTER CITY, IA 50595

Prepared By:
 Chase Stoline
 Van-Wall Equipment, Inc.
 455 West Broad Street
 Story City, IA 50248
 Phone: 515-733-4921
 chase.stoline@vanwall.com

Quote Id: 24672844
Created On: 15 June 2021
Last Modified On: 15 June 2021
Expiration Date: 30 June 2021

Equipment Summary	Suggested List	Selling Price	Qty	Extended
JOHN DEERE 4052R Compact Utility Tractor (40 PTO hp)	\$ 54,314.07	\$ 44,500.00 X	1 =	\$ 44,500.00

Equipment Total **\$ 44,500.00**

Trade In Summary	Qty	Each	Extended
1997 JOHN DEERE 5300 - LV5300E631853	1	\$ 9,000.00	\$ 9,000.00
PayOff			\$ 0.00
Total Trade Allowance			\$ 9,000.00

Trade In Total **\$ 9,000.00**

Quote Summary	
Equipment Total	\$ 44,500.00
Trade In	\$ (9,000.00)
SubTotal	\$ 35,500.00
Est. Service Agreement Tax	\$ 0.00
Total	\$ 35,500.00
Down Payment	(0.00)
Rental Applied	(0.00)
Balance Due	\$ 35,500.00

Salesperson : X _____

Accepted By : X _____

TITAN **MACHINERY**

Quotation # 311718

3093 220TH ST, WILLIAMS, IA | 515-854-9133

Quote Date: 6/22/2021

Quote Valid Until:

GLENDON MESCH 641-373-2105

CUSTOMER: HAMILTON COUNTY SOLID WASTE
2605 MCMURRAY AVE
WEBSTER CITY IA 50595-7389

Telephone: 515-539-4420

Cell Phone: -

PURCHASED EQUIPMENT:

(1) NEW	1105059	QUICK QUOTE QQAG, Serial # QQ	\$57,400.00
		Total Delivery Charge:	\$0.00
			Total Price: \$57,400.00

TRADE-IN EQUIPMENT:

(1) USED	2984056	JOHN DEERE 5300, Serial # LV5300E631853	\$18,500.00
			Total Trade-In Allowance: \$18,500.00

QUOTE SUMMARY:

RETAIL FINANCE TERMS:

Finance Company:

Total Equipment/Trade Difference: \$38,900.00

Other Options/Fees:

Sales Tax: \$0.00

Total Balance Due: \$38,900.00

Payment Schedule

EST. NO. OF PAYMENTS	EST. PERIOD OF PAYMENTS	EST. BEGINNING MM/DD/YYYY	EST. AMOUNT OF EACH PAYMENT
	0 months		\$0.00

518-854-2266



MASSEY FERGUSON

Prepared for:
Good Through: 08-31-2021
Dealer Representative: Jessica Hiemstra
Representative Email: jpearldupuy@hotmail.com
Representative Phone:

Model #	MSRP
MF2860M Hydro Compact Tractor	\$ 51,691.00
<ul style="list-style-type: none"> ■ MF2860M Hydro Compact Tractor ■ 2860M - HST Deluxe Cab ■ FL2814 SS Loader - No Bucket ■ 72" High Volume SS Bucket ■ NA Assy Pkg - DlxCab ■ EN Operator's Manual - 2800M 	<ul style="list-style-type: none"> ■ EN OM - FL2811/FL2814/FLx281 ■ F9.5-16 6P R18.9-24 AG
Total Prep and Delivery	\$ 2,643.00
Total Retail Price	\$ 54,334.00

Cash Price \$29,497.00



Cash Price	Cash Price	
	Sale Price	\$ 45,497.00
	Trade-In:	\$ 16,000.00
	Net Price	\$ 29,497.00
	Taxes	\$ 0.00
	Final Customer Price	\$ 29,497.00



5 YEAR POWERTRAIN WARRANTY



GENUINE PARTS & SERVICE



ASK ABOUT EXTENDED COVERAGE

2-weeks

This Letter is a non-binding indication of interest regarding a possible transaction on the general terms and conditions outlined herein and is not a legal commitment. This Letter is intended for the use of the Customer only. The following is a proposal for financing for the customer named herein ("Customer") regarding the equipment described herein ("Equipment") by AGCO Finance LLC for discussion purposes only. Customer participation subject to credit qualification and approval by AGCO Finance LLC. Not all Customers may qualify for this rate or term. This proposal is not a statement of all terms and conditions of any financing that may be approved. This Letter is intended for the use of the Customer only. This Letter is valid until "Good Through" date listed above and thereafter shall automatically be deemed to be null and void. ***The cash price is a good faith dealer estimate only. See dealer for details.



Model Number: MF2860MH
Model Year: 2021

QQ Number: QQ-0503039
Serial Number:

Invoice Number:
Order Number:

Dealership Name: Avery's Implement, Inc.
Location: Williams (638215)

END LOADER QUOTE



2290 NE 54th Avenue
Phone: 515-333-1037

DATE June 4, 2021
Quotation #
SALES ID: Brent Gibbons

Quoted to: Hamilton Co Solid Waste

Quotation valid until: June 14, 2021

QTY.	Description	Product ID	PRICE
1	Case 621G XR Enhanced cab comfort Enhanced Vls pkg Heavy debris pkg Sy Klone ejector filter Cold weather pkg Skid and transmission guard Joystick w 1 aux 2.5 yd 4n1 bucket (keep in service 4n1, price quote decreases \$8800) Ride control std fenders 20.5R25 tires Delivered		
TOTAL PRICE			\$183,400

QTY.	Description of Trade - In	PRODUCT ID	PRICE
1	Case 621G XR with tires from new loader		\$ 93,000.00
Trade In Allowance			\$ 93,000.00
Balance			\$ 90,400.00
TOTAL DUE			\$90,400.00

THANK YOU FOR YOUR BUSINESS!



END LOADER QUOTE



Quote Summary

Prepared For:

HAMILTON COUNTY RECYCLING & SOLID WASTE
 DISTRICT
 2605 MCMURRAY AVE
 KAMRAR, IA 50132
 Business: 515-539-4420

Prepared By:

JOEL OSWALD
 Murphy Tractor & Equipment
 1303 3rd Ave Nw
 Fort Dodge, IA 50501
 Phone: 515-576-3184
 Mobile: 515-570-5888
 joswald@murphytractor.com

Quote Id: 24500131
Created On: 24 May 2021
Last Modified On: 24 May 2021
Expiration Date: 31 October 2021

Equipment Summary

JOHN DEERE 544 P WHEEL
 LOADER

Qty	Extended
1	

Equipment Total**\$ 167,900.00****Trade In Summary**

2016 CASE IH 621G - NGF240053
 PayOff
 Total Trade Allowance

Qty	Each	Extended
1	\$ 53,000.00	\$ 53,000.00
		\$ 0.00
		\$ 53,000.00

Trade In Total**\$ 53,000.00****Quote Summary**

Equipment Total	\$ 167,900.00
Trade In	\$ (53,000.00)
SubTotal	\$ 114,900.00
Total	\$ 114,900.00
Balance Due	\$ 114,900.00

Salesperson : X _____

Accepted By : X _____

National Night Out

1 message

Chief Shiloh B. Mork <chief@webstercity.com>

Tue, Jul 6, 2021 at 9:50 AM

Reply-To: chief@webstercity.com

To: Karyl Bonjour <karyl_bonjour@webstercity.com>

Hello,

I wanted to give you a summary of the events taking place for National Night Out on Tuesday August 3. This year's event will be held at West Twin Park again. As part of the event the following streets will be blocked off to traffic from 4pm to 8pm:

Bank Street from Superior to Seneca
Seneca Street from Bank to Water

Vehicles will be able to turn west onto Bank Street from Seneca Street in front of the Saloon. Emergency vehicles will be parked in the street for show and tell. There will be events for the whole family including food and entertainment.

If you have any questions, please let me know.

Thanks!

SHILOH B. MORK

Chief of Police



"Semper Vigiles"

Webster City Police Department

400 Second Street

PO Box 217

Webster City, Iowa 50595

Office: (515) 832-9166

Fax: (515) 832-9170