

AGENDA
Regular City Council Meeting

City Hall
Webster City, Iowa
April 20, 2020
6:00 p.m.

Due to the COVID-19 concerns

the Council is holding an electronic meeting utilizing Zoom.

Iowa Code Section 21.8 outlines the guidelines to hold an electronic meeting when there are valid concerns that an in-person meeting is "**impossible or impractical**". Due to the COVID-19 concerns and social distancing recommendations, an electronic meeting is being offered. Council Members will be utilizing Zoom to attend the meeting from their homes. Minimal staff will be at City Hall.

Join Zoom Meeting

<https://zoom.us/j/94175094278?pwd=WGtuWi8rS05SSE9DL2UrbDVadXUxQT09>

Meeting ID: 941 7509-4278

Password: 069201

One tap mobile

+13126266799,,94175094278# US (Chicago)

Dial by your location

+1 312 626 6799 US (Chicago)

Join by Skype for Business

<https://zoom.us/skype/94175094278>

The meeting can also be accessed by visiting the City of Webster City Facebook page where it will be live-streamed - at <https://www.facebook.com/cityofwebstercity/> The video will also be posted to our YouTube Channel.

Anyone wishing to submit questions prior to the meeting, please email those to karyl_bonjour@webstercity.com or lhenderson@webstercity.com

Through the Zoom meeting, people will be able to message (Chat) with the Moderator if they wish or call in by phone. If they wish to speak on a topic, the Moderator will alert the Mayor of the participant wishing to speak. Participants speaking must provide their names and addresses. All participants will be muted upon joining the meeting and the Moderator will unmute Council Members and participants who have messaged and wish to speak on a topic. (Participants are encouraged to keep their individual computers muted at times when they are not speaking to minimize background noise). The Moderator of the Zoom meeting reserves the right to remove any participant engaging in inappropriate behavior or obscene language.

ROLL CALL

Motion on Approval of Agenda

Pledge of Allegiance

A. PETITIONS – COMMUNICATIONS – REQUESTS

This is the time of the meeting that a citizen may address the Council on a matter not on the Agenda. **(no more than five minutes per person)**

Except in cases of emergency, the City Council will not take any action at this meeting, but may ask the City Staff to research the matter or have the matter placed on the Agenda for a future meeting.

1. Public Information
 - a. Thank you letter/acknowledgement to Bud Wood, Murray McMurray Hatchery by the Mayor

B. MINUTES AND CLAIMS

The following items have been deemed to be non-controversial, routine actions to be approved by the Council in a single motion.

If a Council member, or a member of the audience wishes to have an item removed from this list, it will be considered in its normal sequence on the Agenda.

1. Minutes of April 6, 2020.
2. Resolution on Payroll for the period ending March 28, 2020 and paid on April 3, 2020.
3. Resolution on Payroll for the period ending April 11, 2020 and paid on April 17, 2020.
4. Resolution on Bills Fund List

C. GENERAL AGENDA

1. Request from St. Thomas Aquinas Church to close the 1000 block of Des Moines Street from Bank Street to Elm Street on April 21, 2020 from 2:00 p.m. to 5:00 p.m. for the Mobile Food Pantry.
2. Motion on Request from ACE (All Cultures Equal) for funding.
3. Recommend approval for issuance of Beer and Liquor Licenses by the Iowa Department of Commerce for the following:
 - a. Renewal of Class C Liquor License, Outdoor Service and Sunday Sales - GridIron Family Grill and Sports Lounge, 1121 East Second Street.
 - b. Renewal of Class C Liquor License, Outdoor Service and Sunday Sales - The Links at Webster City, 405 North Des Moines Street .
 - c. Renewal of Class E Liquor License, Class B Native Wine Permit and Class C Beer Permit - Fareway Stores, Inc., 942 Second Street.

4. **COUNCIL MEMORANDUM:** Second Reading of a proposed Ordinance, an ordinance amending the Code of Ordinances of the City of Webster City, Iowa, 2019, by adding Subsections 33, 34 and 35 to Chapter 46, Article II, Section 46-50 – Stop Requirements at Certain Streets. **ORDINANCE** **TRAFFIC STUDY**
5. **COUNCIL MEMORANDUM:** First Reading of a proposed Ordinance, an ordinance amending the Code of Ordinances of the City of Webster City, Iowa, 2019, by Replacing Subsection 13 of Chapter 46, Article V, Section 46-206 – No Parking Zones, and Adding Subsection (2) to Chapter 46, Article V, Section 46-215 – Parking for Special Purposes in Designated Areas. **ORDINANCE**
MAP
6. **COUNCIL MEMORANDUM:** **Resolution** approving **Amendment** No. 12 to the Engineering Services Agreement with Snyder & Associates, Inc., Ankeny, Iowa for a One Year Term.
7. **COUNCIL MEMORANDUM:** **Resolution** accepting and approving the Final Plat of Lynx Development in Webster City, Iowa.
PLAT **ENGR EXH**
8. **COUNCIL MEMORANDUM:** **Resolution** authorizing and approving execution of an Offer for Real Estate **Agreement** between the City of Webster City, Iowa and Blake's Auto Repair, LLC, Webster City, Iowa. **PLAT**
9. **COUNCIL MEMORANDUM:** Motion on Hamilton County Iowa – Marketing Agreement with On Hold Productions. **DOCUMENTS**
10. **COUNCIL MEMORANDUM:** **Resolution** awarding contract for the Street Department East Shed Foundation Project.
11. Discuss establishing a Small Business Hardship Loan Program.
 - a. **Resolution** authorizing Council to establish a Small Business Hardship Loan Program with possible Forgiveness and to authorize the Allocation of Funds to said Loan Program
 - b. Motion to appoint a Task Force to oversee the implementation and management of the Small Business Hardship Loan Program on behalf of the City.

**D. REPORTS AND RECOMMENDATIONS OF OFFICERS,
BOARDS AND COMMISSIONS**

The following items have been deemed to be non-controversial, routine actions to be approved by the Council in a single motion. If a Council member, or a member of the audience wishes to have an item removed from this list, it will be considered in its normal sequence on the Agenda.

1. Motion to accept and place on file the February and March Financial Reports:
Financial Report
Bank Reconciliation Report
Public Funds Checking Account
Public Funds SWEEP Account
Public Funds USDA Revolving Loan Account
Receipts
Summary of Investments
2. Motion to accept and place on file the City Manager March Reports: Electric Wastewater Water ElectricYTD WaterYTD
Inspection
3. Motion to accept and place on file the Police Department March Report.
4. Motion to accept and place on file the Fire Department March Report.
5. Council Committee Reports
6. Other reports and recommendations

E. OTHER ITEMS SENT TO COUNCIL

1. 3/27/20 letter/update from the Chamber of Commerce (allocation approved in Budget)

F. ADJOURN regular meeting

NOTE: The Council may act by motion, resolution or ordinance on items listed on the Agenda.

WORK SESSION

1. Roll Call
2. Approve Agenda
3. Discuss Water Line issue on Second Street
4. Adjourn Work Session



WEBSTER
CITY

City of Webster City
400 Second Street
PO Box 217
Webster City, IA 50595

p: (515) 832-9151
f: (515) 832-9153

webstercity.com

April 8, 2020

**Mr. Lucien (Bud) Wood,
Murray McMurray Hatchery
P.O. Box 458
191 Closz Drive
Webster City, IA 50595**

Dear Mr. Wood,

On behalf of the Mayor, City Council and staff of Webster City please accept this correspondence as our sincere expression of gratitude for your generous donation of masks for our police officers.

Your support of our community is greatly appreciated.

Sincerely,

**D. Jeffrey Sheridan,
City Manager**

CITY COUNCIL MEETING MINUTES
Webster City, Iowa April 6, 2020

Iowa Code Section 21.8 outlines the guidelines to hold an electronic meeting when there are valid concerns that an in-person meeting is "impossible or impractical".

Due to the COVID-19 concerns and social distancing recommendations, an electronic City Council meeting was held utilizing Zoom. The electronic meeting was available to the public. Details were provided in using the Zoom platform either by joining through the web portal or by calling in to view or participate.

The City Council met in regular session at the City Hall, Webster City, Iowa at 6:00 p.m. on April 6, 2020, upon call of the Mayor and the advance agenda. All Council Members were participating through the Zoom platform with the meeting being called to order by Mayor John Hawkins and roll being called there were present John Hawkins, Mayor, and the following Council Members: Katelin Hartmann, Matt McKinney, Brian Miller and Logan Welch.

It was moved by Welch and seconded by Hartmann to approve the agenda.

ROLL CALL: Hartmann, Hawkins, McKinney, Miller and Welch voting aye.

Mayor John Hawkins led the Pledge of Allegiance.

PETITIONS – COMMUNICATIONS – REQUESTS

None brought forth.

PUBLIC INFORMATION

Mayor Hawkins thanked Bud Wood of Murray McMurray Hatchery for donating face masks for the Police Department. He also thanked all for staying safe and practicing social distancing and encouraged to continue to do so throughout the COVID-19 declarations.

MINUTES AND CLAIMS

It was moved by Welch and seconded by McKinney that the following motion and Resolutions be approved and adopted collectively:

1. That the meeting minutes of March 16, 2020 be approved.
2. That Resolution No. 2020-068 approving Payroll for the period ending March 14, 2020 and paid on March 20, 2020 in the amount of \$162,125.79 be passed and adopted.
3. That Resolution No. 2020-069 approving bills paid in the amount of \$503,253.59 be passed and adopted.

ROLL CALL: Hawkins, McKinney, Miller, Welch and Hartmann voting aye.

GENERAL AGENDA

1. Public Hearings - 6:05 p.m.

A. April 6, 2020 at 6:06 p.m. via electronic means of the Zoom platform, at Webster City, Iowa, being the time and place for a Public Hearing on a proposed Offer to Buy City owned property located on East Dubuque Street in Webster City, Iowa, the same was held. No written objections were received and no oral objections were presented.

(1) It was moved by Hartmann and seconded by McKinney that Resolution No. 2020-070 approving Purchase Agreement and authorizing execution of a Quit Claim Deed conveying City owned property on East Dubuque Street in Webster City to Lindsay Henderson be passed and adopted.

ROLL CALL: McKinney, Miller, Welch, Hartmann and Hawkins voting aye.

Karla Wetzler, Planning and Zoning Director, via Zoom, spoke on the agreement and stated she will go out for bid on the remaining parcel in the near future.

B. April 6, 2020 at 6:10 p.m. via electronic means of the Zoom platform, at Webster City, Iowa, being the time and place for a Public Hearing on proposal to enter into a Road Use Tax Revenue Loan Agreement and to borrow money thereunder in a principal amount not to exceed \$4,300,000, the same was held. No written objections were received and no oral objections were presented.

(1) It was moved by Hartmann and seconded by Welch that Resolution No. 2020-071 approving a Road Use Tax Revenue Loan Agreement and authorizing the issuance of a Road Use Tax Revenue Note be passed and adopted.

ROLL CALL: Miller, Welch, Hartmann, Hawkins and McKinney voting aye.
Michael Maloney, D.A. Davidson, via Zoom, outlined the proposal and agreement.

2. It was moved by McKinney and seconded by Welch that issuance of Beer and Liquor Licenses by the Iowa Department of Commerce be approved for the following:

- a. Renewal of Class C Native Wine Permit, Outdoor Service & Sunday Sales
Mornin Glory Coffee, 719 Des Moines Street
- b. Renewal of Class E Liquor License, Class B Wine Permit, Class C Beer Permit and Sunday Sales - Hiway 20 Liquor & Tobacco, 1345 2nd Street
- c. Renewal of Class C Liquor License, Outdoor Service and Sunday Sales
TTMM Promotions, LLC-Hamilton County Speedway, 1200 Bluff Street.

ROLL CALL: Welch, Hartmann, Hawkins, McKinney and Miller voting aye.

3. It was moved by Welch and seconded by Hartmann that Resolution No. 2020-072 adopting Amended Leave Policy during COVID-19 Emergency for the City of Webster City, Iowa be passed and adopted.

ROLL CALL: Hartmann, Hawkins, McKinney, Miller and Welch voting aye.
Beth Chelesvig, Administrative Services Director, via Zoom, explained the reason for the Amended Leave Policy due to COVID-19 guidelines.

4. It was moved by Welch and seconded by Hartmann that Resolution No. 2020-073 approving the Maximum Tax Dollars from Certain Levies for the City's proposed Fiscal Year 2020-2021 Budget be passed and adopted.

ROLL CALL: Hawkins, McKinney, Miller, Welch and Hartmann voting aye.
Dodie Wolfgram, Finance Director, via Zoom, provided an explanation for the revision to Resolution No. 2020-048 and presentation of new Resolution to be passed and adopted.

5. It was moved by Miller and seconded by McKinney that Resolution No. 2020-074 establishing Extensions for Real Estate Contracts for 827 Water Street, 921 James Street, 1421 Second Street, and forfeiting Real Estate Contract for 806 Stockdale Street be passed and adopted.

ROLL CALL: McKinney, Miller, Welch, Hartmann and Hawkins voting aye.
Karla Wetzler, Planning and Zoning Director and Cory Simpson, City Building Inspector, via zoom, spoke on the properties and provided details to Council on the progress of the three properties referenced in the request for extensions and request of forfeiture of the property at 806 Stockdale Street.

City Council Meeting Minutes, April 6, 2020 (Electronic Meeting due to COVID-19)

6. It was moved by Welch and seconded by McKinney that the Traffic Committee minutes of March 10, 2020 be accepted and placed on file.

ROLL CALL: Miller, Welch, Hartmann, Hawkins and McKinney voting aye.

7. It was moved by Welch and seconded by Miller that the First Reading of a proposed Ordinance, an ordinance amending the Code of Ordinances of the City of Webster City, Iowa, 2019, by adding Subsections (33), (34) and (35) to Chapter 46, Article II, Section 46-50 – Stop Requirements at Certain Streets be approved.

ROLL CALL: Welch, Hartmann, Hawkins, McKinney and Miller voting aye.

8. It was moved by Hartmann and seconded by Miller that Resolution No. 2020-075 authorizing the Mayor and City Clerk to enter into a Three-Year Agreement with Westrum Leak Detection Inc., Stratford, Iowa for Water Distribution System Leak Detection Services Program in the amount of \$3,200.00 per year, be passed and adopted.

ROLL CALL: Hartmann, Hawkins, McKinney, Miller and Welch voting aye.

9. It was moved by Welch and seconded by McKinney that Resolution No. 2020-076 awarding Contract for the Graceland Cemetery Roof and Gutter System Project to D & B Agro-Systems, Ltd., Hubbard, Iowa in the amount of \$49,905.00 be passed and adopted.

ROLL CALL: Hawkins, McKinney, Miller, Welch and Hartmann voting aye.

10. It was moved by Miller and seconded by McKinney that Resolution No. 2020-077 awarding Sale of the House and Garage at 1236 Second Street to Joseph A Winkler, Webster City, Iowa in the amount of \$5,000.00 be passed and adopted.

ROLL CALL: McKinney, Miller, Welch, Hartmann and Hawkins voting aye.

Ken Wetzler, Public Works Director, via zoom, explained to Council that City Attorney Chizek will draft a bill of sale to be presented to the bidder upon payment of the House and Garage.

11. It was moved by Welch and seconded by Miller that Resolution No. 2020-078 authorizing the City of Webster City to enter into a Wastewater Services Agreement with Mertz Engineering, Webster City, Iowa be passed and adopted.

ROLL CALL: Miller, Welch, Hartmann, Hawkins and McKinney voting aye.

**REPORTS AND RECOMMENDATIONS OF OFFICERS,
BOARDS AND COMMISSIONS**

It was moved by Miller and seconded by Hartmann that the January 2020 Financial Reports consisting of Financial Report, Bank Reconciliation Report, Public Funds Checking Account, Public Funds SWEEP Account, Public Funds USDA Revolving Loan Account, Receipts and Summary of Investments be accepted and placed on file.

ROLL CALL: Welch, Hartmann, Hawkins, McKinney and Miller voting aye.

COUNCIL COMMITTEE REPORTS

None brought forth.

OTHER REPORTS AND RECOMMENDATIONS

Discussion was held on the Hamilton County, Iowa, Marketing Agreement the City is currently paying a share of (\$500.00) each quarter. Consensus of Council was not to proceed with contributing toward this Agreement and the item will be placed on a future council agenda for action by Council.

City Council Meeting Minutes, April 6, 2020 (Electronic Meeting due to COVID-19)

Also mentioned was the recent request from All Cultures Equal for additional funding. Council Members directed City Manager Sheridan to contact All Cultures Equal to present at the next Council Meeting outlining specifics of the request.

The closure of the City Parks and Trails due to concerns of COVID-19 was discussed. The initial closure was for all City Parks and Trails to be closed due to large groups congregating. Council Members felt it would be best to open the trails back up to the public with the understanding that groups in excess of ten would be addressed by Law Enforcement. City Manager Sheridan will draft a press release and share with Council prior to releasing to the public.

OTHER ITEMS SENT TO COUNCIL

The City Attorney Report/Update as of 4/1/20 was previously given to Council for review.

It was moved by Miller and seconded by McKinney that Council adjourn.

ROLL CALL: Hartmann, Hawkins, McKinney, Miller and Welch voting aye.

The April 6, 2020 Regular City Council Meeting, held via electronic means, stood adjourned at 6:46 p.m.

John Hawkins, Mayor

Karyl K. Bonjour, City Clerk

RESOLUTION NO. 2020 -

BE IT RESOLVED BY THE CITY COUNCIL OF THE CITY OF WEBSTER CITY,
IOWA:

That the payroll for the 80 hour period ending March 28, 2020 and paid on
April 3, 2020 aggregating the sum of \$157,539.12 herewith presented,
be and the same is hereby approved.

Passed and adopted this 20th day of April, 2020.

John Hawkins, Mayor

ATTEST:

Karyl K. Bonjour, City Clerk

Employee Number	Name	Total Gross Amount	Total Gross Hours	3-00 OT no pen Emp Amt	4-00 OT pension Emp Amt	5-00 DBL OT np Emp Amt	6-00 DBL OT pen Emp Amt	23-00 OTHER pen Emp Amt	24-00 OTHER np Emp Amt	85-00 NET PAY Emp Amt	86-00 DIRECT DEP Emp Amt
61171	ROE, DONALD J.	1,458.41	80.00	.00	.00	.00	.00	.00	.00	.00	619.75
Total BUILDING:											
		1	1,458.41	80.00	.00	.00	.00	.00	.00	.00	619.75
60722	CHELESVIG, BETH A.	2,887.20	80.00	.00	.00	.00	.00	.00	.00	.00	1,874.51
61220	HENDERSON, LINDSAY E.	2,355.20	80.00	.00	.00	.00	.00	.00	.00	.00	1,735.92
20030	SHERIDAN, DAVID JEFFREY	4,598.20	80.00	.00	.00	.00	.00	.00	175.00	.00	3,127.94
60003	SMITH, ELIZABETH A.	2,034.40	80.00	.00	.00	.00	.00	.00	.00	.00	1,362.97
Total CITY MANAGER:											
		4	11,875.00	320.00	.00	.00	.00	.00	175.00	.00	8,101.34
30980	STRONER, BRIAN M.	2,608.80	80.00	.00	.00	.00	.00	.00	.00	.00	1,822.23
Total ENVIRONMENTAL/SAFETY:											
		1	2,608.80	80.00	.00	.00	.00	.00	.00	.00	1,822.23
61164	BONJOUR, KARYL K.	2,093.61	80.00	.00	.00	.00	.00	.00	.00	.00	1,374.25
61180	GRIMSHAW, STACY M.	1,501.60	80.00	.00	.00	.00	.00	.00	.00	.00	916.53
61190	NERLAND, DEDRA R.	1,542.40	80.00	.00	.00	.00	.00	.00	.00	.00	1,080.02
61163	PEVESTORF, ELIZABETH J.	1,770.40	80.00	.00	.00	.00	.00	.00	.00	.00	1,278.33
30329	WOLFGRAM, DOREEN A.	2,881.60	80.00	.00	.00	.00	.00	.00	.00	.00	1,986.65
Total FINANCE OFFICE:											
		5	9,789.61	400.00	.00	.00	.00	.00	.00	.00	6,635.78
40857	DOOLITTLE, KENDALL J.	20.00	.00	.00	.00	.00	.00	20.00	.00	17.15	.00
41263	ESTLUND, JEROMY J.	2,265.60	118.00	.00	.00	.00	.00	.00	.00	.00	1,618.18
41395	FEICKERT, DAKOTA L.	28.00	.00	.00	.00	.00	.00	28.00	.00	.00	24.00
41038	FERGUSON, WILLIAM M.	20.00	.00	.00	.00	.00	.00	20.00	.00	17.15	.00
41300	FOX, JEFFREY A.	28.00	.00	.00	.00	.00	.00	28.00	.00	.00	25.85
41438	FRAKES, JUSTIN M.	20.00	.00	.00	.00	.00	.00	20.00	.00	.00	18.47
41260	FRAZIER, LOGAN W.	20.00	.00	.00	.00	.00	.00	20.00	.00	.00	18.47
40971	HAYES, BRANDON W.	2,444.96	118.00	.00	.00	.00	.00	.00	.00	.00	1,742.78
41445	HAYES, HARRISON W.	56.00	.00	.00	.00	.00	.00	56.00	.00	51.72	.00
41441	HAYES, HUNTER W.	40.00	.00	.00	.00	.00	.00	40.00	.00	36.94	.00
40031	HOLST, RONALD W.	20.00	.00	.00	.00	.00	.00	20.00	.00	17.15	.00
41192	JESSEN, PHILLIP N.	28.00	.00	.00	.00	.00	.00	28.00	.00	24.00	.00
41200	MADSEN, TODD M.	40.00	.00	.00	.00	.00	.00	40.00	.00	.00	34.30
41219	SOWLE JR., ANDREW W.	2,423.72	118.00	.00	.00	.00	.00	.00	.00	.00	1,628.45
41400	STANSFIELD, CHARLES T.	2,844.00	80.00	.00	.00	.00	.00	.00	.00	.00	1,921.17
41029	STEWART, EARL L.	20.00	.00	.00	.00	.00	.00	20.00	.00	.00	18.47
41485	THUMMA, AMANDA L.	45.00	.00	.00	.00	.00	.00	45.00	.00	41.56	.00
41088	TOLLE, PAUL A.	40.00	.00	.00	.00	.00	.00	40.00	.00	34.30	.00
41216	WEINSCHENK, KENRIC J.	20.00	.00	.00	.00	.00	.00	20.00	.00	.00	18.47
41213	WILLIAMS, ZACHARY W.	20.00	.00	.00	.00	.00	.00	20.00	.00	.00	17.15
40815	WILLS, DON H.	40.00	.00	.00	.00	.00	.00	40.00	.00	34.30	.00
41270	ZEHNER, DONALD F.	60.00	.00	.00	.00	.00	.00	60.00	.00	.00	55.41
Total FIRE DEPARTMENT:											
		22	10,543.28	434.00	.00	.00	.00	565.00	.00	274.27	7,141.17
61235	SIMPSON, CORY L.	1,740.00	80.00	.00	.00	.00	.00	.00	.00	.00	1,214.00

Employee Number	Name	Total Gross Amount	Total Gross Hours	3-00 OT no pen Emp Amt	4-00 OT pension Emp Amt	5-00 DBL OT np Emp Amt	6-00 DBL OT pen Emp Amt	23-00 OTHER pen Emp Amt	24-00 OTHER np Emp Amt	85-00 NET PAY Emp Amt	86-00 DIRECT DEP Emp Amt
Total INSPECTION:											
		1	1,740.00	80.00	.00	.00	.00	.00	.00	.00	1,214.00
31210	BARNES, DERRICK S.	2,316.16	86.00	.00	157.92	.00	.00	.00	.00	.00	1,556.18
31185	CASEY, DANA R.	2,608.00	80.00	.00	.00	.00	.00	.00	.00	.00	1,784.34
31190	DAYTON, BRYAN K.	2,589.61	80.00	.00	.00	.00	.00	.00	.00	.00	1,807.08
30678	DICKINSON, ADAM L.	3,570.50	91.00	.00	173.70	.00	.00	.00	.00	.00	2,403.08
31208	HUGHES, NATHAN R.	2,108.00	80.00	.00	.00	.00	.00	.00	.00	.00	1,470.67
31184	MOURTON, RUSSELL E.	2,609.60	80.00	.00	.00	.00	.00	.00	.00	.00	1,471.36
31186	ORTON, RYAN D.	2,608.00	80.00	.00	.00	.00	.00	.00	.00	.00	1,687.28
30918	PARKHILL, MARTY E.	2,842.41	80.00	.00	.00	.00	.00	.00	.00	.00	1,948.85
31077	PETERSBURG, RYAN W.	2,867.44	80.50	.00	26.63	.00	.00	.00	.00	.00	1,641.24
Total LINE DEPARTMENT:											
		9	24,119.72	737.50	.00	358.25	.00	.00	.00	.00	15,770.08
30976	MADSEN, TODD M.	1,805.76	88.00	.00	.00	.00	.00	.00	.00	.00	1,301.34
31188	PASCHKE, RODNEY A.	1,580.00	80.00	.00	.00	.00	.00	.00	.00	.00	1,136.01
Total METER DEPARTMENT:											
		2	3,385.76	168.00	.00	.00	.00	.00	.00	.00	2,437.35
60421	WETZLER, KARLA J.	2,669.60	80.00	.00	.00	.00	.00	.00	.00	.00	1,929.04
Total PLANNING/ZONING:											
		1	2,669.60	80.00	.00	.00	.00	.00	.00	.00	1,929.04
40540	ARENDS, PEGGY J.	2,266.40	80.00	.00	.00	.00	.00	.00	.00	.00	1,417.42
41435	ARONSON, ALISSA A.	1,514.40	80.00	.00	.00	.00	.00	.00	.00	.00	1,098.63
41360	DURNELL, KAYCE J.	1,511.21	80.00	.00	.00	.00	.00	.00	.00	.00	1,076.71
41390	NOWELL, TANNER J.	1,533.60	80.00	.00	.00	.00	.00	.00	.00	.00	1,112.00
41475	RUSH, DEBORAH G.	1,520.00	80.00	.00	.00	.00	.00	.00	.00	.00	1,031.93
41074	SCHULZ, RHONDA F.	1,697.60	80.00	.00	.00	.00	.00	.00	.00	.00	1,084.56
41207	WINDSCHITL, JOAN E.	1,700.80	80.00	.00	.00	.00	.00	.00	.00	.00	1,080.56
Total POLICE DEPARTMENT-D:											
		7	11,744.01	560.00	.00	.00	.00	.00	.00	.00	7,901.81
41430	BASINGER, RYAN A.	2,164.24	84.00	.00	.00	.00	.00	.00	.00	.00	1,601.28
41191	HOUGE, CLINTON J.	2,452.76	84.00	.00	.00	.00	.00	.00	.00	.00	1,712.41
41453	LEHMAN, MICHEAL L.	2,168.12	84.00	.00	.00	.00	.00	.00	.00	.00	1,597.17
41465	LOWE, ANDREW T.	2,546.24	96.00	441.36	.00	.00	.00	.00	.00	.00	1,812.71
41479	LUFT, ANTHONY J.	1,877.64	84.00	.00	.00	.00	.00	.00	.00	.00	1,378.59
41230	MCKINLEY, ERIC K.	2,719.07	89.00	219.83	.00	.00	.00	.00	.00	.00	1,969.72
41110	MORK, SHILOH B.	3,045.20	80.00	.00	.00	.00	.00	.00	.00	.00	2,026.50
41471	MOURLAM, DALTON G.	1,778.80	80.00	.00	.00	.00	.00	.00	.00	.00	1,334.95
41225	PRITCHARD, BRANDON D.	2,427.56	84.00	.00	.00	.00	.00	.00	.00	.00	1,709.32
41482	RICHARDSON, COLT A.	1,883.24	84.00	.00	.00	.00	.00	.00	.00	.00	1,385.30
41426	ROSE, DYLAN M.	2,385.80	88.00	152.16	.00	.00	.00	.00	.00	.00	1,660.07
41450	THUMMA, STEVEN L.	2,622.46	96.00	455.94	.00	.00	.00	.00	.00	.00	1,501.05
Total POLICE DEPARTMENT-O:											
		12	28,071.13	1,033.00	1,269.29	.00	.00	.00	.00	.00	19,689.07
50891	BAUER, LANNY R.	2,287.20	80.00	.00	.00	.00	.00	.00	.00	.00	1,556.21

Employee Number	Name	Total Gross Amount	Total Gross Hours	3-00 OT no pen Emp Amt	4-00 OT pension Emp Amt	5-00 DBL OT np Emp Amt	6-00 DBL OT pen Emp Amt	23-00 OTHER pen Emp Amt	24-00 OTHER np Emp Amt	85-00 NET PAY Emp Amt	86-00 DIRECT DEP Emp Amt
70980	HARMS, BRIAN K.	1,546.40	80.00	.00	.00	.00	.00	.00	.00	.00	1,140.72
70975	LESHER, BREANNE M.	1,908.81	80.00	.00	.00	.00	.00	111.20	.00	.00	1,205.19
Total PUBLIC GROUNDS:		3	5,742.41	240.00	.00	.00	.00	111.20	.00	.00	3,902.12
61200	ALCAZAR, MATTHEW D.	1,959.20	80.00	.00	.00	.00	.00	.00	.00	.00	1,370.58
61068	HISLER, KATHY J.	375.00	25.00	.00	.00	.00	.00	.00	.00	.00	280.19
20025	WETZLER, KENNETH L.	3,270.40	80.00	.00	.00	.00	.00	.00	.00	.00	1,996.85
Total PUBLIC WORKS:		3	5,604.60	185.00	.00	.00	.00	.00	.00	.00	3,647.62
81679	CROY, BRYNNA N.	17.50	2.00	.00	.00	.00	.00	.00	.00	16.16	.00
81674	CRUTCHER, JACIE M.	17.50	2.00	.00	.00	.00	.00	.00	.00	16.16	.00
81689	DRAEGER, MAKAYLEE M.	17.50	2.00	.00	.00	.00	.00	.00	.00	.00	16.16
81495	FLAWS, ALLIE V.	168.75	15.00	.00	.00	.00	.00	.00	.00	145.23	.00
81575	FLAWS, HALEY M.	170.00	17.00	.00	.00	.00	.00	.00	.00	146.30	.00
70100	FLAWS, LARRY J.	2,236.80	80.00	.00	.00	.00	.00	116.80	.00	.00	1,471.27
70107	GLASCOCK, MARK A.	1,586.40	80.00	.00	.00	.00	.00	.00	.00	.00	1,070.25
81479	MC KENZIE, JERRY L.	625.00	50.00	.00	.00	.00	.00	.00	.00	.00	403.34
81594	MCBURNEY, SONYA L.	52.50	4.00	.00	.00	.00	.00	.00	.00	45.18	.00
81689	NELSEN, DENISE L.	725.00	50.00	.00	.00	.00	.00	.00	.00	.00	578.77
81694	NERLAND, DEBRA K.	54.00	4.00	.00	.00	.00	.00	.00	.00	.00	49.87
81665	PRUISMANN, LINDA A.	776.36	50.25	.00	.00	.00	.00	.00	.00	.00	582.97
81630	SCOTT, MAKAYLEE R.	18.50	2.00	.00	.00	.00	.00	.00	.00	17.08	.00
81470	SPELLMEYER, WILLIAM C.	47.25	3.50	.00	.00	.00	.00	.00	.00	15.66	.00
81650	WILLSON, JACOB B.	52.00	6.00	.00	.00	.00	.00	.00	.00	48.03	.00
Total RECREATION:		15	6,565.06	367.75	.00	.00	.00	116.80	.00	449.80	4,172.63
51187	BAHRENFUSS, BRANDON D.	2,685.88	82.00	.00	97.08	.00	.00	.00	.00	.00	1,848.85
51189	MACRUNNEL, MATTHEW A.	1,736.00	80.00	.00	.00	.00	.00	.00	.00	.00	1,238.97
51200	MCKIBBAN, JACOB D.	1,732.00	80.00	.00	.00	.00	.00	.00	.00	.00	1,231.73
31195	PETERSON, RICK E.	1,744.80	80.00	.00	.00	.00	.00	.00	.00	.00	1,204.22
51190	RATCLIFF, BRETT D.	1,900.80	80.00	.00	.00	.00	.00	.00	.00	.00	1,253.84
51195	RODEN, JACOB J.	1,734.40	80.00	.00	.00	.00	.00	.00	.00	.00	1,187.85
51184	WILLIAMS, ZACHARY W.	2,080.00	80.00	.00	.00	.00	.00	.00	.00	.00	1,423.98
51124	ZIEGENBEIN, TIMOTHY L.	2,387.00	85.00	.00	204.60	.00	.00	.00	.00	.00	1,588.30
Total STREET DEPARTMENT:		8	16,000.88	647.00	.00	301.68	.00	.00	.00	.00	10,977.74
30772	DINGMAN, CHAD M.	2,103.20	80.00	.00	.00	.00	.00	.00	.00	.00	1,555.09
30977	JACKSON, JEFFREY S.	1,877.60	80.00	.00	.00	.00	.00	.00	.00	.00	1,286.48
31179	WEST, JOHN A.	2,082.60	89.00	.00	.00	.00	.00	.00	.00	.00	1,485.66
Total WASTEWATER:		3	6,063.40	249.00	.00	.00	.00	.00	.00	.00	4,327.23
31189	CHAMBERS, TODD A.	2,347.84	88.00	.00	.00	.00	.00	.00	.00	.00	1,556.42
31191	DANIELSON, TIMOTHY E.	3,037.60	80.00	.00	.00	.00	.00	.00	.00	.00	2,079.86
30358	JOHNSTON, GEORGE A.	1,892.01	80.00	.00	.00	.00	.00	.00	.00	.00	1,183.34
31215	KNOWLES, NICHOLAS A.	2,280.00	80.00	.00	.00	.00	.00	.00	.00	.00	1,551.70

Employee Number	Name	Total Gross Amount	Total Gross Hours	3-00 OT no pen Emp Amt	4-00 OT pension Emp Amt	5-00 DBL OT np Emp Amt	6-00 DBL OT pen Emp Amt	23-00 OTHER pen Emp Amt	24-00 OTHER np Emp Amt	85-00 NET PAY Emp Amt	86-00 DIRECT DEP Emp Amt
Total WATER PLANT:											
		4 9,557.45	328.00	.00	.00	.00	.00	.00	.00	.00	6,371.32
Grand Totals:											
		101 157,539.12	5,989.25	1,269.29	659.93	.00	.00	793.00	175.00	724.07	106,660.28

RESOLUTION NO. 2020 -

BE IT RESOLVED BY THE CITY COUNCIL OF THE CITY OF WEBSTER CITY,
IOWA:

That the payroll for the 80 hour period ending April 11, 2020 and paid on
April 17, 2020 aggregating the sum of \$160,174.43 herewith presented,
be and the same is hereby approved.

Passed and adopted this 6th day of April, 2020.

John Hawkins, Mayor

ATTEST:

Karyl K. Bonjour, City Clerk

Employee Number	Name	Total Gross Amount	Total Gross Hours	3-00 OT no pen Emp Amt	4-00 OT pension Emp Amt	5-00 DBL OT np Emp Amt	6-00 DBL OT pen Emp Amt	23-00 OTHER pen Emp Amt	24-00 OTHER np Emp Amt	85-00 NET PAY Emp Amt	86-00 DIRECT DEP Emp Amt
61171	ROE, DONALD J.	1,458.41	80.00	.00	.00	.00	.00	.00	.00	.00	619.75
Total BUILDING:		1	1,458.41	80.00	.00	.00	.00	.00	.00	.00	619.75
11189	HARTMANN, KATELIN J.	150.00	.00	.00	.00	.00	.00	150.00	.00	137.38	.00
11183	HAWKINS, JOHN C.	180.00	.00	.00	.00	.00	.00	180.00	.00	.00	164.07
11184	MCKINNEY, MATTHEW L.	100.00	.00	.00	.00	.00	.00	100.00	.00	.00	92.26
11186	MILLER, BRIAN S.	150.00	.00	.00	.00	.00	.00	150.00	.00	137.52	.00
11185	WELCH, LOGAN A.	150.00	.00	.00	.00	.00	.00	150.00	.00	.00	137.38
Total CITY COUNCIL:		5	730.00	.00	.00	.00	.00	730.00	.00	274.90	393.71
60722	CHELESVIG, BETH A.	2,887.20	80.00	.00	.00	.00	.00	.00	.00	.00	1,874.51
61220	HENDERSON, LINDSAY E.	2,355.20	80.00	.00	.00	.00	.00	.00	.00	.00	1,735.92
20030	SHERIDAN, DAVID JEFFREY	4,598.20	80.00	.00	.00	.00	.00	.00	175.00	.00	3,127.94
60003	SMITH, ELIZABETH A.	2,034.40	80.00	.00	.00	.00	.00	.00	.00	.00	1,362.97
Total CITY MANAGER:		4	11,875.00	320.00	.00	.00	.00	.00	175.00	.00	8,101.34
30980	STRONER, BRIAN M.	2,608.80	80.00	.00	.00	.00	.00	.00	.00	.00	1,822.23
Total ENVIRONMENTAL/SAFETY:		1	2,608.80	80.00	.00	.00	.00	.00	.00	.00	1,822.23
61164	BONJOUR, KARYL K.	2,093.60	80.00	.00	.00	.00	.00	.00	.00	.00	1,374.24
61180	GRIMSHAW, STACY M.	1,501.60	80.00	.00	.00	.00	.00	.00	.00	.00	916.53
61190	NERLAND, DEDRA R.	1,542.40	80.00	.00	.00	.00	.00	.00	.00	.00	1,080.02
61163	PEVESTORF, ELIZABETH J.	1,770.40	80.00	.00	.00	.00	.00	.00	.00	.00	1,278.33
30329	WOLFGRAM, DOREEN A.	2,881.60	80.00	.00	.00	.00	.00	.00	.00	.00	1,986.65
Total FINANCE OFFICE:		5	9,789.60	400.00	.00	.00	.00	.00	.00	.00	6,635.77
40857	DOOLITTLE, KENDALL J.	40.00	.00	.00	.00	.00	.00	40.00	.00	34.30	.00
41263	ESTLUND, JEROMY J.	2,265.60	118.00	.00	.00	.00	.00	.00	.00	.00	1,618.18
41300	FOX, JEFFREY A.	28.00	.00	.00	.00	.00	.00	28.00	.00	.00	25.85
41260	FRAZIER, LOGAN W.	20.00	.00	.00	.00	.00	.00	20.00	.00	.00	18.47
40971	HAYES, BRANDON W.	2,444.96	118.00	.00	.00	.00	.00	.00	.00	.00	1,742.78
41445	HAYES, HARRISON W.	28.00	.00	.00	.00	.00	.00	28.00	.00	25.85	.00
40031	HOLST, RONALD W	20.00	.00	.00	.00	.00	.00	20.00	.00	17.15	.00
41192	JESSEN, PHILLIP N.	56.00	.00	.00	.00	.00	.00	56.00	.00	48.02	.00
41460	LEHMAN, MICHEAL L.	20.00	.00	.00	.00	.00	.00	20.00	.00	.00	13.47
41200	MADSEN, TODD M	20.00	.00	.00	.00	.00	.00	20.00	.00	.00	17.15
41490	MCKIBBAN, JACOB D.	20.00	.00	.00	.00	.00	.00	20.00	.00	.00	18.47
41219	SOWLE JR., ANDREW W.	2,423.72	118.00	.00	.00	.00	.00	.00	.00	.00	1,628.45
41400	STANSFIELD, CHARLES T.	2,844.00	80.00	.00	.00	.00	.00	.00	.00	.00	1,921.17
41436	STENSLAND, CALEB W.	40.00	.00	.00	.00	.00	.00	40.00	.00	36.94	.00
41485	THUMMA, AMANDA L.	20.00	.00	.00	.00	.00	.00	20.00	.00	18.47	.00
41088	TOLLE, PAUL A.	20.00	.00	.00	.00	.00	.00	20.00	.00	17.15	.00
41216	WEINSCHENK, KENRIC J	20.00	.00	.00	.00	.00	.00	20.00	.00	.00	18.47
41213	WILLIAMS, ZACHARY W.	20.00	.00	.00	.00	.00	.00	20.00	.00	.00	17.15
40815	WILLS, DON H.	20.00	.00	.00	.00	.00	.00	20.00	.00	17.15	.00
41270	ZEHNER, DONALD F.	40.00	.00	.00	.00	.00	.00	40.00	.00	.00	36.94

Employee Number	Name	Total Gross Amount	Total Gross Hours	3-00 OT no pen Emp Amt	4-00 OT pension Emp Amt	5-00 DBL OT np Emp Amt	6-00 DBL OT pen Emp Amt	23-00 OTHER pen Emp Amt	24-00 OTHER np Emp Amt	85-00 NET PAY Emp Amt	86-00 DIRECT DEP Emp Amt	
Total FIRE DEPARTMENT:		20	10,410.28	434.00	.00	.00	.00	.00	432.00	.00	215.03	7,076.55
61235	SIMPSON, CORY L.	1,740.00	80.00	.00	.00	.00	.00	.00	.00	.00	.00	1,214.00
Total INSPECTION:		1	1,740.00	80.00	.00	.00	.00	.00	.00	.00	.00	1,214.00
31210	BARNES, DERRICK S.	2,105.60	80.00	.00	.00	.00	.00	.00	.00	.00	.00	1,411.64
31185	CASEY, DANA R.	2,608.00	80.00	.00	.00	.00	.00	.00	.00	.00	.00	1,784.34
31190	DAYTON, BRYAN K.	2,589.60	80.00	.00	.00	.00	.00	.00	.00	.00	.00	1,807.07
30678	DICKINSON, ADAM L.	3,088.00	80.00	.00	.00	.00	.00	.00	.00	.00	.00	2,075.09
31208	HUGHES, NATHAN R.	2,371.52	87.50	.00	197.63	.00	.00	.00	.00	.00	.00	1,629.13
31184	MOURTON, RUSSELL E.	2,609.60	80.00	.00	.00	.00	.00	.00	.00	.00	.00	1,471.36
31186	ORTON, RYAN D.	3,064.40	92.00	.00	195.60	.00	.00	.00	.00	.00	.00	2,000.73
30918	PARKHILL, MARTY E.	3,126.66	88.00	.00	.00	.00	.00	.00	.00	.00	.00	2,144.52
31077	PETERSBURG, RYAN W.	2,840.80	80.00	.00	.00	.00	.00	.00	.00	.00	.00	1,624.79
Total LINE DEPARTMENT:		9	24,404.18	747.50	.00	393.23	.00	.00	.00	.00	.00	15,948.67
30976	MADSEN, TODD M.	1,641.60	80.00	.00	.00	.00	.00	.00	.00	.00	.00	1,186.79
31188	PASCHKE, RODNEY A.	1,738.00	88.00	.00	.00	.00	.00	.00	.00	.00	.00	1,246.21
Total METER DEPARTMENT:		2	3,379.60	168.00	.00	.00	.00	.00	.00	.00	.00	2,433.00
60421	WETZLER, KARLA J.	2,669.60	80.00	.00	.00	.00	.00	.00	.00	.00	.00	1,929.04
Total PLANNING/ZONING:		1	2,669.60	80.00	.00	.00	.00	.00	.00	.00	.00	1,929.04
40540	ARENDS, PEGGY J.	2,266.40	80.00	.00	.00	.00	.00	.00	.00	.00	.00	1,417.42
41435	ARONSON, ALISSA A.	2,120.80	96.00	.00	.00	.00	603.20	.00	.00	.00	.00	1,492.51
41360	DURNELL, KAYCE J.	1,511.20	80.00	.00	.00	.00	.00	.00	.00	.00	.00	1,076.71
41390	NOWELL, TANNER J.	1,837.12	88.00	.00	.00	.00	301.92	.00	.00	.00	.00	1,319.86
41475	RUSH, DEBORAH G.	1,520.80	80.00	.00	.00	.00	.00	.00	.00	.00	.00	1,032.53
41074	SCHULZ, RHONDA F.	1,825.72	84.00	.00	127.32	.00	.00	.00	.00	.00	.00	1,174.42
41207	WINDSCHITL, JOAN E.	1,691.20	80.00	.00	.00	.00	.00	.00	.00	.00	.00	1,074.37
Total POLICE DEPARTMENT-D:		7	12,773.24	588.00	.00	127.32	.00	905.12	.00	.00	.00	8,587.82
41430	BASINGER, RYAN A.	2,252.36	87.00	114.12	.00	.00	.00	.00	.00	.00	.00	1,663.74
41191	HOUGE, CLINTON J.	2,421.16	84.00	.00	.00	.00	.00	.00	.00	.00	.00	1,690.63
41453	LEHMAN, MICHEAL L.	2,596.46	96.00	455.94	.00	.00	.00	.00	.00	.00	.00	1,940.03
41465	LOWE, ANDREW T.	2,070.96	84.00	.00	.00	.00	.00	.00	.00	.00	.00	1,431.01
41479	LUFT, ANTHONY J.	1,851.64	84.00	.00	.00	.00	.00	.00	.00	.00	.00	1,358.09
41230	MCKINLEY, ERIC K.	2,473.24	84.00	.00	.00	.00	.00	.00	.00	.00	.00	1,795.54
41110	MORK, SHILOH B.	3,019.20	80.00	.00	.00	.00	.00	.00	.00	.00	.00	2,007.60
41471	MOURLAM, DALTON G.	1,848.24	84.00	.00	.00	.00	.00	.00	.00	.00	.00	1,383.15
41225	PRITCHARD, BRANDON D.	2,401.56	84.00	.00	.00	.00	.00	.00	.00	.00	.00	1,690.42
41482	RICHARDSON, COLT A.	1,854.84	84.00	.00	.00	.00	.00	.00	.00	.00	.00	1,361.92
41426	ROSE, DYLAN M.	2,814.68	96.00	.00	.00	608.64	.00	.00	.00	.00	.00	1,963.49
41450	THUMMA, STEVEN L.	2,596.46	96.00	455.94	.00	.00	.00	.00	.00	.00	.00	1,479.55

Employee Number	Name	Total Gross Amount	Total Gross Hours	3-00 OT no pen Emp Amt	4-00 OT pension Emp Amt	5-00 DBL OT np Emp Amt	6-00 DBL OT pen Emp Amt	23-00 OTHER pen Emp Amt	24-00 OTHER np Emp Amt	85-00 NET PAY Emp Amt	86-00 DIRECT DEP Emp Amt
Total POLICE DEPARTMENT-O:											
		12	28,200.80	1,043.00	1,026.00	.00	608.64	.00	.00	.00	19,765.17
50891	BAUER, LANNY R.	2,319.37	80.75	.00	32.16	.00	.00	.00	.00	.00	1,578.29
70980	HARMS, BRIAN K.	1,546.40	80.00	.00	.00	.00	.00	.00	.00	.00	1,140.72
70975	LESHER, BREANNE M.	1,908.80	80.00	.00	.00	.00	.00	111.20	.00	.00	1,205.18
Total PUBLIC GROUNDS:											
		3	5,774.57	240.75	.00	32.16	.00	.00	111.20	.00	3,924.19
61200	ALCAZAR, MATTHEW D.	1,959.20	80.00	.00	.00	.00	.00	.00	.00	.00	1,370.58
61068	HISLER, KATHY J.	375.00	25.00	.00	.00	.00	.00	.00	.00	.00	280.19
20025	WETZLER, KENNETH L.	3,270.40	80.00	.00	.00	.00	.00	.00	.00	.00	1,996.85
Total PUBLIC WORKS:											
		3	5,604.60	185.00	.00	.00	.00	.00	.00	.00	3,647.62
81495	FLAWS, ALLIE V.	101.25	9.00	.00	.00	.00	.00	.00	.00	87.13	.00
81575	FLAWS, HALEY M.	410.00	41.00	.00	.00	.00	.00	.00	.00	352.84	.00
70100	FLAWS, LARRY J.	2,236.80	80.00	.00	.00	.00	.00	116.80	.00	.00	1,471.27
70107	GLASCOCK, MARK A.	1,586.40	80.00	.00	.00	.00	.00	.00	.00	.00	1,070.25
81479	MC KENZIE, JERRY L.	700.00	56.00	.00	.00	.00	.00	.00	.00	.00	447.01
81689	NELSEN, DENISE L.	732.25	50.50	.00	.00	.00	.00	.00	.00	.00	584.32
81665	PRUISMANN, LINDA A.	780.23	50.50	.00	.00	.00	.00	.00	.00	.00	584.87
Total RECREATION:											
		7	6,546.93	367.00	.00	.00	.00	.00	116.80	.00	4,157.72
51187	BAHRENFUSS, BRANDON D.	2,685.88	82.00	.00	97.08	.00	.00	.00	.00	.00	1,848.85
51189	MACRUNNEL, MATTHEW A.	1,736.00	80.00	.00	.00	.00	.00	.00	.00	.00	1,238.97
51200	MCKIBBAN, JACOB D.	1,732.01	80.00	.00	.00	.00	.00	.00	.00	.00	1,231.74
31195	PETERSON, RICK E.	1,919.28	88.00	.00	.00	.00	.00	.00	.00	.00	1,325.77
51190	RATCLIFF, BRETT D.	1,900.80	80.00	.00	.00	.00	.00	.00	.00	.00	1,253.84
51195	RODEN, JACOB J.	1,766.92	81.00	.00	32.52	.00	.00	.00	.00	.00	1,211.17
51184	WILLIAMS, ZACHARY W.	2,080.00	80.00	.00	.00	.00	.00	.00	.00	.00	1,423.98
51124	ZIEGENBEIN, TIMOTHY L.	2,182.40	80.00	.00	.00	.00	.00	.00	.00	.00	1,447.22
Total STREET DEPARTMENT:											
		8	16,003.29	651.00	.00	129.60	.00	.00	.00	.00	10,981.54
30772	DINGMAN, CHAD M.	2,103.20	80.00	.00	.00	.00	.00	.00	.00	.00	1,555.09
30977	JACKSON, JEFFREY S.	2,065.36	88.00	.00	.00	.00	.00	.00	.00	.00	1,400.36
31179	WEST, JOHN A.	1,872.00	80.00	.00	.00	.00	.00	.00	.00	.00	1,339.11
Total WASTEWATER:											
		3	6,040.56	248.00	.00	.00	.00	.00	.00	.00	4,294.56
31189	CHAMBERS, TODD A.	2,347.84	88.00	.00	.00	.00	.00	.00	.00	.00	1,556.42
31191	DANIELSON, TIMOTHY E.	3,645.12	96.00	.00	.00	.00	.00	.00	.00	.00	2,492.38
30358	JOHNSTON, GEORGE A.	1,892.01	80.00	.00	.00	.00	.00	.00	.00	.00	1,183.34
31215	KNOWLES, NICHOLAS A.	2,280.00	80.00	.00	.00	.00	.00	.00	.00	.00	1,551.70
Total WATER PLANT:											
		4	10,164.97	344.00	.00	.00	.00	.00	.00	.00	6,783.84

Employee Number	Name	Total Gross Amount	Total Gross Hours	3-00 OT no pen Emp Amt	4-00 OT pension Emp Amt	5-00 DBL OT np Emp Amt	6-00 DBL OT pen Emp Amt	23-00 OTHER pen Emp Amt	24-00 OTHER np Emp Amt	85-00 NET PAY Emp Amt	86-00 DIRECT DEP Emp Amt	
Grand Totals:		96	160,174.43	6,056.25	1,026.00	682.31	608.64	905.12	1,390.00	175.00	929.90	108,316.52

RESOLUTION NO. 2020 -

**BE IT RESOLVED BY THE CITY COUNCIL OF THE CITY OF WEBSTER CITY,
IOWA:**

That we, the City Council of the City of Webster City, Iowa, having examined bills aggregating the sum of \$1,175,814.38 presented herewith, hereby approve said bills, and the City Clerk is hereby authorized to issue warrants in payment of the same.

Passed and adopted this 20th day of April 2020.

John Hawkins, Mayor

ATTEST:

Karyl K. Bonjour, City Clerk

Invoice	Seq	Type	Description	Invoice Date	Total Cost	Period	GL Account
NORTH IOWA MUNICIPAL ELECTRIC (705)							
040820	1	Invoice	PURCHASED POWER - MARCH 2020	04/08/2020	581,682.06	10/20	601-23-50-5555-233
Total 040820:					581,682.06		
Total NORTH IOWA MUNICIPAL ELECTRIC (705):					581,682.06		
Total 04/10/2020:					581,682.06		

Invoice	Seq	Type	Description	Invoice Date	Total Cost	Period	GL Account
AFLAC, INC. (20)							
368241	1	Invoice	AFLAC PREMIUMS	04/10/2020	2,418.81	10/20	902-11215
Total 368241:					2,418.81		
Total AFLAC, INC. (20):					2,418.81		
AHLERS & COONEY, P.C. (22)							
781334	1	Invoice	LEGAL SERVICES	03/26/2020	9.60	10/20	100-24-13-5460-212
781334	2	Invoice	LEGAL SERVICES	03/26/2020	26.40	10/20	601-24-13-5460-212
781334	3	Invoice	LEGAL SERVICES	03/26/2020	6.00	10/20	602-24-13-5460-212
781334	4	Invoice	LEGAL SERVICES	03/26/2020	6.00	10/20	603-24-13-5460-212
Total 781334:					48.00		
Total AHLERS & COONEY, P.C. (22):					48.00		
ALEX AIR APPARATUS (6481)							
2633	1	Invoice	REPAIR HYDRAULIC RAMS	04/02/2020	280.00	10/20	100-21-22-5140-314
Total 2633:					280.00		
Total ALEX AIR APPARATUS (6481):					280.00		
ALL CULTURES EQUAL (4682)							
030320	1	Invoice	HOTEL/MOTEL GRANT-FINAL RD 22	03/03/2020	10,000.00	10/20	208-23-36-5393-299
Total 030320:					10,000.00		
Total ALL CULTURES EQUAL (4682):					10,000.00		
APPLIANCE PLUS (7001)							
375970205	1	Invoice	CUSTOMER DEP REFUND/546 SECOND ST	03/31/2020	160.27	10/20	601-21011
Total 375970205:					160.27		
Total APPLIANCE PLUS (7001):					160.27		
ARENDS, PEGGY (64)							
032120	1	Invoice	ENERGY EFFICIENCY REBATE	03/21/2020	75.00	10/20	601-23-36-5930-979
Total 032120:					75.00		
Total ARENDS, PEGGY (64):					75.00		
ARNOLD MOTOR SUPPLY (68)							
26NV027912	1	Invoice	PAINT	02/22/2020	56.99	10/20	100-21-21-5110-227
Total 26NV027912:					56.99		
26NV028838	1	Invoice	MINI LAMP	03/10/2020	3.79	10/20	100-21-21-5110-227
Total 26NV028838:					3.79		
Total ARNOLD MOTOR SUPPLY (68):					60.78		
ARTHUR J. GALLAGHER RISK (6051)							
3389275	1	Invoice	AIRPORT LIABILITY INSURANCE	04/01/2020	1,684.00	10/20	205-23-45-5372-217

Invoice	Seq	Type	Description	Invoice Date	Total Cost	Period	GL Account
Total 3389275:					1,684.00		
Total ARTHUR J. GALLAGHER RISK (6051):					1,684.00		
ATC GROUP SERVICES LLC (7000)							
2259161	1	Invoice	ASBESTOS INSPECTIONS (940 3rd+1014 EL	03/26/2020	2,550.00	10/20	100-23-36-5393-212
Total 2259161:					2,550.00		
Total ATC GROUP SERVICES LLC (7000):					2,550.00		
BLACK HILLS ENERGY (3466)							
5470636360	1	Invoice	GAS UTILITY/FULLER HALL	03/17/2020	313.27	10/20	100-22-42-5233-234
Total 5470636360 03/17/20:					313.27		
8081102404	1	Invoice	GAS UTILITY/SENIOR CENTER	03/17/2020	279.34	10/20	100-22-42-5280-234
Total 8081102404 03/17/20:					279.34		
Total BLACK HILLS ENERGY (3466):					592.61		
BOMGAARS (5165)							
62567221	1	Invoice	AIR FILTER/TARP/GRASS SEED	03/24/2020	195.45	10/20	603-23-70-5642-318
Total 62567221:					195.45		
62570132	1	Invoice	TOOL SET	04/03/2020	90.11	10/20	601-23-52-5588-311
Total 62570132:					90.11		
62570140	1	Invoice	THERMOSTAT-CEMETERY	04/03/2020	24.99	10/20	100-23-42-5371-318
Total 62570140:					24.99		
Total BOMGAARS (5165):					310.55		
BROWN SUPPLY COMPANY, INC. (122)							
100209	1	Invoice	SAFETY FLASHING LIGHTS/TRAILER #1	03/25/2020	288.71	10/20	204-23-30-5310-314
Total 100209:					288.71		
Total BROWN SUPPLY COMPANY, INC. (122):					288.71		
CAPITAL SANITARY SUPPLY (6096)							
C302410B	1	Invoice	TRASH BAGS	03/25/2020	40.95	10/20	100-22-42-5233-318
Total C302410B:					40.95		
C304075A	1	Invoice	OFFICE SUPPLIES - COVID-19	03/31/2020	3.11	10/20	100-24-12-5430-316
C304075A	2	Invoice	OFFICE SUPPLIES - COVID-19	03/31/2020	2.22	10/20	601-23-81-5921-316
C304075A	3	Invoice	OFFICE SUPPLIES - COVID-19	03/31/2020	1.78	10/20	602-23-81-5921-316
C304075A	4	Invoice	OFFICE SUPPLIES - COVID-19	03/31/2020	1.77	10/20	603-23-81-5921-316
Total C304075A:					8.88		
C304090	1	Invoice	PARK TRASH CAN/RESTROOM SUPPLIES	03/25/2020	472.66	10/20	100-22-42-5210-318

Invoice	Seq	Type	Description	Invoice Date	Total Cost	Period	GL Account
Total C304090					472.66		
C304090A	2	Invoice	PARK BATHROOM SUPPLIES	03/31/2020	44.87	10/20	100-22-42-5210-318
C304090A	3	Invoice	CEMETERY SHOP BATHROOM SUPPLIES	03/31/2020	44.87	10/20	100-23-42-5371-318
Total C304090A					89.74		
Total CAPITAL SANITARY SUPPLY (6096)					612.23		
CARD SERVICES (140)							
0000	04/01/2	1 Invoice	COUPLERS AND GASKETS/WWTP	04/01/2020	398.77	10/20	603-23-70-5642-318
0000	04/01/2	2 Invoice	MISC SUPPLIES	04/01/2020	61.26	10/20	601-23-52-5588-318
0000	04/01/2	3 Invoice	CREDIT/WORK ZONE SAFETY CLASS	04/01/2020	360.00	10/20	601-23-52-5926-231
Total 0000 04/01/20:					100.03		
0001	04/01/2	1 Invoice	DISPATCHER SUPPLIES	04/01/2020	52.89	10/20	100-21-21-5180-318
0001	04/01/2	2 Invoice	OFFICE SUPPLIES	04/01/2020	62.27	10/20	100-21-21-5180-316
Total 0001 04/01/20:					115.16		
0004	04/01/2	1 Invoice	WEBINAR-CHELESVIG	04/01/2020	29.80	10/20	100-24-12-5430-231
0004	04/01/2	2 Invoice	WEBINAR-CHELESVIG	04/01/2020	81.95	10/20	601-23-81-5926-231
0004	04/01/2	3 Invoice	WEBINAR-CHELESVIG	04/01/2020	18.63	10/20	602-23-81-5926-231
0004	04/01/2	4 Invoice	WEBINAR-CHELESVIG	04/01/2020	18.62	10/20	603-23-81-5926-231
0004	04/01/2	5 Invoice	COUNCIL MTG EXP	04/01/2020	7.43	10/20	100-24-11-5410-318
0004	04/01/2	6 Invoice	COUNCIL MTG EXP	04/01/2020	20.44	10/20	601-24-11-5410-318
0004	04/01/2	7 Invoice	COUNCIL MTG EXP	04/01/2020	4.65	10/20	602-24-11-5410-318
0004	04/01/2	8 Invoice	COUNCIL MTG EXP	04/01/2020	4.65	10/20	603-24-11-5410-318
0004	04/01/2	9 Invoice	TRAVEL IOWA CONF EXP/HENDERSON	04/01/2020	201.77	10/20	100-23-36-5393-232
0004	04/01/2	10 Invoice	TRAVEL IOWA CONF EXP/HENDERSON	04/01/2020	201.77	10/20	601-23-36-5393-232
0004	04/01/2	11 Invoice	ZOOM SUBSCRIPTION/COVID-19	04/01/2020	64.16	10/20	100-24-11-5410-299
0004	04/01/2	12 Invoice	ZOOM SUBSCRIPTION/COVID-19	04/01/2020	176.43	10/20	601-24-11-5410-299
0004	04/01/2	13 Invoice	ZOOM SUBSCRIPTION/COVID-19	04/01/2020	40.10	10/20	602-24-11-5410-299
0004	04/01/2	14 Invoice	ZOOM SUBSCRIPTION/COVID-19	04/01/2020	40.10	10/20	603-24-11-5410-299
0004	04/01/2	15 Invoice	CONF/MTG EXP-SHERIDAN	04/01/2020	67.95	10/20	100-24-12-5430-232
0004	04/01/2	16 Invoice	CONF/MTG EXP-SHERIDAN	04/01/2020	186.86	10/20	601-23-81-5926-232
0004	04/01/2	17 Invoice	CONF/MTG EXP-SHERIDAN	04/01/2020	42.47	10/20	602-23-81-5926-232
0004	04/01/2	18 Invoice	CONF/MTG EXP-SHERIDAN	04/01/2020	42.46	10/20	603-23-81-5926-232
0004	04/01/2	19 Invoice	OFFICE SUPPLIES	04/01/2020	4.28	10/20	100-24-12-5430-316
0004	04/01/2	20 Invoice	OFFICE SUPPLIES	04/01/2020	11.76	10/20	601-23-81-5921-316
0004	04/01/2	21 Invoice	OFFICE SUPPLIES	04/01/2020	2.67	10/20	602-23-81-5921-316
0004	04/01/2	22 Invoice	OFFICE SUPPLIES	04/01/2020	2.68	10/20	603-23-81-5921-316
Total 0004 04/01/20					592.15		
0005	04/01/2	1 Invoice	GLOVES/BLDG INSPECTOR	04/01/2020	17.10	10/20	100-21-18-5190-312
Total 0005 04/01/20:					17.10		
0008	04/01/2	1 Invoice	STREET SWEEPER PARTS	04/01/2020	262.75	10/20	100-23-30-5350-314
0008	04/01/2	2 Invoice	EXCAVATION SAFETY TRNG/BAHRENFUSS	04/01/2020	186.30	10/20	204-23-30-5310-231
0008	04/01/2	3 Invoice	EXCAVATION TRAINING EXP/BAHRENFUSS	04/01/2020	56.70	10/20	602-23-62-5926-231
0008	04/01/2	4 Invoice	EXCAVATION TRAINING EXP/BAHRENFUSS	04/01/2020	27.00	10/20	603-23-71-5926-231
0008	04/01/2	5 Invoice	2020 MUTCD SIGNS POSTER	04/01/2020	49.95	10/20	100-21-30-5120-318

Invoice	Seq	Type	Description	Invoice Date	Total Cost	Period	GL Account
Total 0008 04/01/20:					582.70		
0155 04/01/2	1	Invoice	EMPLOYEE RECOGNITION	04/01/2020	127.07	10/20	100-24-12-5430-299
0155 04/01/2	2	Invoice	EMPLOYEE RECOGNITION	04/01/2020	347.72	10/20	601-23-81-5930-299
0155 04/01/2	3	Invoice	EMPLOYEE RECOGNITION	04/01/2020	80.27	10/20	602-23-81-5930-299
0155 04/01/2	4	Invoice	EMPLOYEE RECOGNITION	04/01/2020	80.28	10/20	603-23-81-5930-299
Total 0155 04/01/20:					635.34		
0189 04/01/2	1	Invoice	LEAF SPRINGS/CEMETERY GOLF CART	04/01/2020	133.40	10/20	100-23-42-5371-314
Total 0189 04/01/20:					133.40		
0197 04/01/2	1	Invoice	PROJECTOR	04/01/2020	845.51	10/20	100-41-22-5140-515
0197 04/01/2	2	Invoice	PROJECTOR TRIM KIT	04/01/2020	55.00	10/20	100-41-22-5140-515
0197 04/01/2	3	Invoice	TONER	04/01/2020	125.17	10/20	100-21-22-5140-316
0197 04/01/2	4	Invoice	FIRE WIPES	04/01/2020	55.19	10/20	100-21-22-5140-319
Total 0197 04/01/20:					1,080.87		
0205 04/01/2	1	Invoice	OPERATING SUPPLIES	04/01/2020	679.99	10/20	100-21-21-5110-318
0205 04/01/2	2	Invoice	UNIFORM SUPPLIES	04/01/2020	330.13	10/20	100-21-21-5110-312
Total 0205 04/01/20:					1,010.12		
Total CARD SERVICES (140):					4,266.87		
CENTURY LINK (4614)							
8322525 03/	1	Invoice	PHONE SERVICE-SENIOR CENTER	03/22/2020	139.87	10/20	100-22-42-5280-230
Total 8322525 03/22/20:					139.87		
8329133 03/	1	Invoice	FIRE DEPT FAX LINE	03/22/2020	61.59	10/20	100-21-22-5140-230
Total 8329133 03/22/20:					61.59		
8329166 03/	1	Invoice	PHONE SERVICE - POLICE DEPT	03/22/2020	281.34	10/20	100-21-21-5110-230
Total 8329166 03/22/20:					281.34		
8329190 03/	1	Invoice	PHONE SERVICE-OD POOL	03/22/2020	53.59	10/20	100-22-42-5242-230
Total 8329190 03/22/20:					53.59		
E65-4065 04/	1	Invoice	ALARM CIRCUIT LINE	04/01/2020	148.00	10/20	100-21-22-5140-230
Total E65-4065 04/01/20:					148.00		
Total CENTURY LINK (4614):					684.39		
CERTIFIED LABORATORIES (157)							
3904197	1	Invoice	HAND SANITIZER	03/31/2020	199.85	10/20	601-23-52-5588-318
Total 3904197:					199.85		
Total CERTIFIED LABORATORIES (157):					199.85		

Invoice	Seq	Type	Description	Invoice Date	Total Cost	Period	GL Account
CTS LANGUAGE LINK (6323)							
163520	1	Invoice	TELE LANGUAGE TRANSLATION/PD	04/01/2020	80.10	10/20	100-21-21-5110-230
163520	2	Invoice	TELE LANGUAGE TRANSLATION/UTILITIES	04/01/2020	11.86	10/20	601-23-80-5930-299
Total 163520					91.96		
Total CTS LANGUAGE LINK (6323):					91.96		
CULLIGAN FORT DODGE (207)							
032020	1	Invoice	AIRPORT-SOFT WATER SERVICE	03/20/2020	131.51	10/20	205-23-45-5372-299
Total 032020:					131.51		
Total CULLIGAN FORT DODGE (207):					131.51		
DAILY FREEMAN JOURNAL, INC. (211)							
000183 03/3	1	Invoice	MY HOMETOWN/MARCH	03/31/2020	80.00	10/20	100-24-12-5430-223
000183 03/3	2	Invoice	MY HOMETOWN/MARCH 2020	03/31/2020	220.00	10/20	601-23-81-5921-223
000183 03/3	3	Invoice	MY HOMETOWN/MARCH 2020	03/31/2020	50.00	10/20	602-23-81-5921-223
000183 03/3	4	Invoice	MY HOMETOWN/MARCH 2020	03/31/2020	50.00	10/20	603-23-81-5921-223
Total 000183 03/31/20					400.00		
5899	1	Invoice	PH NOTICE/207 E DUBUQUE	03/20/2020	21.04	10/20	100-24-18-5470-210
Total 5899:					21.04		
5916 03/26/2	1	Invoice	CM 03/16/20	03/26/2020	292.58	10/20	100-24-14-5435-210
Total 5916 03/26/20:					292.58		
Total DAILY FREEMAN JOURNAL, INC. (211):					713.62		
ECHO GROUP, INC. (6306)							
S8447857 00	1	Invoice	URD 350-4 SLIP ROCK	03/31/2020	1,862.94	10/20	601-23-52-5588-318
Total S8447857.001:					1,862.94		
S8452947.00	1	Invoice	1-200A METER MAIN COMBO + 1-100A 1 POL	04/03/2020	255.48	10/20	601-23-52-5588-318
Total S8452947.001:					255.48		
Total ECHO GROUP, INC. (6306):					2,118.42		
ENVIRONMENTAL RESOURCE ASSOC. (273)							
929507	1	Invoice	DMR-QA TEST KITS	03/20/2020	976.81	10/20	603-23-70-5642-319
Total 929507:					976.81		
Total ENVIRONMENTAL RESOURCE ASSOC. (273):					976.81		
EXCELL DIAMOND BLADE SUNSHINE (279)							
40596	1	Invoice	DIAMOND CUTTING BLADES	03/19/2020	447.00	10/20	602-23-62-5662-311
Total 40596					447.00		
Total EXCELL DIAMOND BLADE SUNSHINE (279):					447.00		

Invoice	Seq	Type	Description	Invoice Date	Total Cost	Period	GL Account
FAREWAY STORES, INC. #395 (284)							
095-002	1	Invoice	WATER AND CLEANING SUPPLIES	03/09/2020	32.70	10/20	100-21-22-5140-318
Total 095-002:					32.70		
Total FAREWAY STORES, INC #395 (284):					32.70		
FLETCHER-REINHARDT COMPANY (305)							
S1218215.00	1	Invoice	SPRING CLIP WASHERS	04/01/2020	256.80	10/20	601-23-52-5588-318
Total S1218215 002:					256.80		
S1219253.00	1	Invoice	3/4"x12" MACHINE BOLTS	04/02/2020	120.38	10/20	601-23-52-5588-318
Total S1219253.001:					120.38		
Total FLETCHER-REINHARDT COMPANY (305):					377.18		
FORESTRY SUPPLIERS (1720)							
671815-00	1	Invoice	32" MARKING STICK + WASP&HORNET KILL	03/20/2020	91.96	10/20	601-23-52-5588-318
Total 671815-00:					91.96		
Total FORESTRY SUPPLIERS (1720):					91.96		
GALLS, LLC - DBA CARPENTER UNIFORM (331)							
015272910	1	Invoice	UNIFORM PANTS/MORK	03/17/2020	149.98	10/20	100-21-21-5110-312
Total 015272910:					149.98		
015324609	2	Invoice	BALLISTIC VEST COVER/BASINGER	03/24/2020	304.99	10/20	100-21-21-5110-312
Total 015324609:					304.99		
015386024	1	Invoice	BALISTIC VEST CARRIER/MORK	04/01/2020	110.99	10/20	100-21-21-5110-312
Total 015386024:					110.99		
Total GALLS, LLC - DBA CARPENTER UNIFORM (331):					565.96		
GORDON FLESCH COMPANY (6978)							
736100	1	Invoice	XEROX ALTA LINK/AL C8055 H2	04/06/2020	11.40	10/20	100-24-12-5430-225
736100	2	Invoice	XEROX ALTA LINK/AL C8055 H2	04/06/2020	31.35	10/20	601-23-81-5931-225
736100	3	Invoice	XEROX ALTA LINK/AL C8055 H2	04/06/2020	7.13	10/20	602-23-81-5931-225
736100	4	Invoice	XEROX ALTA LINK/AL C8055 H2	04/06/2020	7.13	10/20	603-23-81-5931-225
736100	5	Invoice	XEROX ALTA LINK/AL C8055 H2	04/06/2020	5.13	10/20	100-24-14-5435-225
736100	6	Invoice	XEROX ALTA LINK/AL C8055 H2	04/06/2020	37.05	10/20	601-23-80-5931-225
736100	7	Invoice	XEROX ALTA LINK/AL C8055 H2	04/06/2020	11.40	10/20	602-23-80-5931-225
736100	8	Invoice	XEROX ALTA LINK/AL C8055 H2	04/06/2020	3.42	10/20	603-23-80-5931-225
736100	9	Invoice	XEROX ALTA LINK/AL C8055 H2	04/06/2020	4.85	10/20	100-24-30-5380-225
736100	10	Invoice	XEROX ALTA LINK/AL C8055 H2	04/06/2020	4.84	10/20	601-24-30-5380-225
736100	11	Invoice	XEROX ALTA LINK/AL C8055 H2	04/06/2020	4.84	10/20	602-24-30-5380-225
736100	12	Invoice	XEROX ALTA LINK/AL C8055 H2	04/06/2020	4.84	10/20	603-24-30-5380-225
736100	13	Invoice	XEROX ALTA LINK/AL C8055 H2	04/06/2020	18.81	10/20	100-21-18-5190-225
736100	14	Invoice	XEROX ALTA LINK/AL C8055 H2	04/06/2020	18.81	10/20	100-24-18-5470-225
Total 736100:					171.00		

Invoice	Seq	Type	Description	Invoice Date	Total Cost	Period	GL Account
Total GORDON FLESCH COMPANY (6978):					171.00		
GRIMES ASPHALT & PAVING CORP. (1837)							
17999	1	Invoice	Cold mix 7.34 TON	03/20/2020	1,071.64	10/20	204-23-30-5310-318
Total 17999:					1,071.64		
Total GRIMES ASPHALT & PAVING CORP. (1837):					1,071.64		
HACH COMPANY (362)							
11861925	1	Invoice	BUFFER SOLUTION/CHLORINE PACKETS	03/02/2020	771.87	10/20	602-23-61-5642-319
Total 11861925:					771.87		
Total HACH COMPANY (362):					771.87		
HAMILTON COUNTY (366)							
040920	1	Invoice	IT SERVICES/MARCH 2020	04/09/2020	1,171.41	10/20	100-24-16-5420-212
040920	2	Invoice	IT SERVICES/MARCH 2020	04/09/2020	4,294.49	10/20	601-24-16-5923-212
040920	3	Invoice	IT SERVICES/MARCH 2020	04/09/2020	1,171.41	10/20	602-24-16-5923-212
040920	4	Invoice	IT SERVICES/MARCH 2020	04/09/2020	1,171.40	10/20	603-24-16-5923-212
Total 040920					7,808.71		
484	1	Invoice	RELEASE MORTGAGE/HERNANDEZ, NICH	03/02/2020	7.00	10/20	228-23-36-5391-214
Total 484:					7.00		
634-655	1	Invoice	EASEMENTS - UND ELEC CONVERSION	03/18/2020	589.00	10/20	601-23-52-5588-871
Total 634-655:					589.00		
683	1	Invoice	RELEASE MORTGAGE/MAGDALENO	03/23/2020	7.00	10/20	228-23-36-5391-214
Total 683:					7.00		
WC CITY	1	Invoice	COPIES	03/13/2020	3.75	10/20	100-24-30-5380-318
WC CITY	2	Invoice	COPIES	03/13/2020	3.75	10/20	601-24-30-5380-318
WC CITY	3	Invoice	COPIES	03/13/2020	3.75	10/20	602-24-30-5380-318
WC CITY	4	Invoice	COPIES	03/13/2020	3.75	10/20	603-24-30-5380-318
Total WC CITY:					15.00		
Total HAMILTON COUNTY (366)					8,426.71		
HAMILTON COUNTY CLERK OF COURT (369)							
02401WCST	1	Invoice	COURT COSTS/FELDHAUS	04/02/2020	60.00	10/20	100-21-21-5110-211
Total 02401WCST0065185:					60.00		
Total HAMILTON COUNTY CLERK OF COURT (369):					60.00		
HAWKINS, INC. (3668)							
4685393	1	Invoice	Chlorine & SODIUM BISULFITE	03/23/2020	2,558.86	10/20	603-23-70-5641-318
Total 4685393:					2,558.86		

Invoice	Seq	Type	Description	Invoice Date	Total Cost	Period	GL Account
Total HAWKINS, INC. (3668):					2,558.86		
HEUSS PRINTING, INC. (7004)							
138116	1	Invoice	CITY HATS BEANIES, LOGO, SETUP	03/30/2020	343.95	10/20	204-23-30-5310-318
138116	2	Invoice	CITY HATS BEANIES, SETUP	03/30/2020	149.38	10/20	601-23-52-5588-318
138116	3	Invoice	CITY HATS BEANIES, SETUP	03/30/2020	104.56	10/20	602-23-61-5642-318
138116	4	Invoice	CITY HATS BEANIES, SETUP	03/30/2020	268.88	10/20	100-22-42-5233-318
138116	5	Invoice	BEANIE	03/30/2020	7.47	10/20	601-23-36-5393-318
138116	6	Invoice	BEANIE	03/30/2020	7.47	10/20	100-23-36-5393-318
138116	7	Invoice	BEANIE	03/30/2020	7.47	10/20	601-23-36-5480-318
138116	8	Invoice	BEANIE	03/30/2020	7.47	10/20	100-24-36-5480-318
138116	9	Invoice	BEANIE	03/30/2020	14.94	10/20	100-21-22-5140-318
138116	10	Invoice	BEANIE AND CAP	03/30/2020	29.88	10/20	100-23-43-5361-318
138116	11	Invoice	BEANIES	03/30/2020	44.81	10/20	603-23-70-5642-318
138116	12	Invoice	CITY HAT	03/30/2020	14.92	10/20	100-21-18-5190-318
Total 138116					1,001.20		
Total HEUSS PRINTING, INC. (7004):					1,001.20		
HOTSY EQUIPMENT COMPANY, INC. (411)							
51831	1	Invoice	TRANSFORMER/INSULATION/REPAIRS	03/27/2020	519.09	10/20	602-23 61-5935-227
Total 51831:					519.09		
Total HOTSY EQUIPMENT COMPANY, INC. (411):					519.09		
HUPP ELECTRIC MOTORS, INC. (7002)							
799070	1	Invoice	PUMP REPAIRS	03/30/2020	5,387.50	10/20	602-23-61-5651-299
Total 799070					5,387.50		
Total HUPP ELECTRIC MOTORS, INC. (7002):					5,387.50		
IOWA ASSN OF MUNICIPAL UTILITY (451)							
21670	1	Invoice	EIA-861 REPORT	03/31/2020	150.00	10/20	601-23-52-5930-215
Total 21670:					150.00		
Total IOWA ASSN OF MUNICIPAL UTILITY (451):					150.00		
IOWA DEPT OF PUBLIC SAFETY (468)							
040720	1	Invoice	TERMINAL BILLING - JAN-MAR	04/07/2020	792.00	10/20	100-21-21-5180-225
Total 040720					792.00		
Total IOWA DEPT OF PUBLIC SAFETY (468):					792.00		
IPI - ILEA UNIFORM WEB SITE (6564)							
142906	1	Invoice	UNIFORM PACKAGE - LUFT	03/31/2020	225.00	10/20	100-21-21-5110-312
Total 142906:					225.00		
Total IPI - ILEA UNIFORM WEB SITE (6564):					225.00		
JIFFY PLUMBING, HEATING, & AC. (528)							
1012-34126	1	Invoice	CEMETERY BATHROOM REMODEL	04/03/2020	398.84	10/20	100-23-42-5371-310

Invoice	Seq	Type	Description	Invoice Date	Total Cost	Period	GL Account
Total 1012-34126:					<u>398.84</u>		
Total JIFFY PLUMBING, HEATING, & AC. (528):					<u>398.84</u>		
KIESLER'S POLICE SUPPLY, INC. (5763)							
IN131146	1	Invoice	CASES OF AMMO	03/17/2020	862.70	10/20	100-21-21-5110-318
Total IN131146:					<u>862.70</u>		
Total KIESLER'S POLICE SUPPLY, INC (5763):					<u>862.70</u>		
KQWC RADIO STATION (553)							
20030054	1	Invoice	RECYCLING ADS	03/31/2020	153.00	10/20	100-23-30-5340-235
Total 20030054:					<u>153.00</u>		
Total KQWC RADIO STATION (553):					<u>153.00</u>		
LAMPERT'S (564)							
191464	1	Invoice	QUIKRETE	03/30/2020	26.45	10/20	601-23-52-5588-318
Total 191464:					<u>26.45</u>		
Total LAMPERT'S (564):					<u>26.45</u>		
LINCOLN NATL LIFE INSURANCE CO (3031)							
040920	1	Invoice	LIFE INSURANCE PREMIUMS	04/09/2020	1,546.98	10/20	902-11215
Total 040920:					<u>1,546.98</u>		
Total LINCOLN NATL LIFE INSURANCE CO (3031):					<u>1,546.98</u>		
MAINSTAY SYSTEMS, INC. (598)							
200106	1	Invoice	IA SYS PC MAINT AGREEMENT -APR/MAY/JU	04/01/2020	237.00	10/20	100-21-21-5180-299
Total 200106					<u>237.00</u>		
Total MAINSTAY SYSTEMS, INC. (598):					<u>237.00</u>		
MARTIN MARIETTA MATERIALS (601)							
28304255	1	Invoice	19.4T 1" CLEAN	03/23/2020	289.06	10/20	601-23-52-5588-318
Total 28304255:					<u>289.06</u>		
28371608	1	Invoice	62 6T 2" CLEAN ROCK FOR LOT	03/31/2020	913.96	10/20	204-23-30-5310-318
Total 28371608:					<u>913.96</u>		
28371609	1	Invoice	30.45T 3" CLEAN & 14 92T EROSION STONE	03/31/2020	785.49	10/20	204-23-30-5310-318
Total 28371609					<u>785.49</u>		
Total MARTIN MARIETTA MATERIALS (601):					<u>1,988.51</u>		
MIDAMERICAN ENERGY (629)							
398368550	1	Invoice	BOOSTER STATION ELECTRICITY	04/01/2020	250.77	10/20	602-23-62-5662-237

Invoice	Seq	Type	Description	Invoice Date	Total Cost	Period	GL Account
Total 398368550					250.77		
Total MIDAMERICAN ENERGY (629)					250.77		
MID-AMERICAN RESEARCH CHEMICAL (630)							
0692465-IN	1	Invoice	CEMETERY SHOP/BATHROOM SUPPLIES	03/25/2020	315.77	10/20	100-23-42-5371-318
Total 0692465-IN					315.77		
Total MID-AMERICAN RESEARCH CHEMICAL (630)					315.77		
MIDAS COUNCIL OF GOVERNMENT (631)							
0220118	1	Invoice	ADMIN/FEB-WELLMARK GRANT ASS/STANC	02/29/2020	312.50	10/20	100-23-36-5393-299
0220118	2	Invoice	ADMIN/FEB-WELLMARK GRANT ASS/STANC	02/29/2020	312.50	10/20	601-23-36-5393-299
Total 0220118					625.00		
Total MIDAS COUNCIL OF GOVERNMENT (631)					625.00		
MISSISSIPPI LIME COMPANY (652)							
1483502	1	Invoice	QUICKLIME 25.13 T	03/24/2020	4,397.75	10/20	602-23-61-5641-318
Total 1483502					4,397.75		
1483648	1	Invoice	QUICKLIME 24.48 T	03/25/2020	4,284.00	10/20	602-23-61-5641-318
Total 1483648					4,284.00		
Total MISSISSIPPI LIME COMPANY (652)					8,681.75		
MURPHY TRACTOR & EQUIPMENT CO. (1429)							
1345579	1	Invoice	WORK DONE ON STREET SWEEPER	03/19/2020	1,195.74	10/20	100-23-30-5350-227
Total 1345579					1,195.74		
Total MURPHY TRACTOR & EQUIPMENT CO. (1429)					1,195.74		
MY MED MART (2258)							
032420	1	Invoice	GLOVES	03/24/2020	9.00	10/20	100-21-22-5140-319
Total 032420					9.00		
Total MY MED MART (2258)					9.00		
ODLAND, BRENT (1107)							
07/07/20	1	Invoice	LAND RENTAL (sludge/lime disposal)	04/07/2020	2,102.00	10/20	602-23-61-5931-224
Total 07/07/20					2,102.00		
Total ODLAND, BRENT (1107)					2,102.00		
ON-HOLD PRODUCTIONS (726)							
6312	1	Invoice	ON HOLD MESSAGE - APRIL 2020	03/30/2020	15.20	10/20	100-22-12-5370-210
6312	2	Invoice	ON HOLD MESSAGE - APRIL 2020	03/30/2020	41.80	10/20	601-23-81-5930-210
6312	3	Invoice	ON HOLD MESSAGE - APRIL 2020	03/30/2020	9.50	10/20	602-23-81-5930-210
6312	4	Invoice	ON HOLD MESSAGE - APRIL 2020	03/30/2020	9.50	10/20	603-23-81-5930-210

Invoice	Seq	Type	Description	Invoice Date	Total Cost	Period	GL Account
Total 6312:					76.00		
Total ON-HOLD PRODUCTIONS (726):					76.00		
PAGEL REPAIR (3497)							
6325	1	Invoice	INSTALL LOCK/PUBLIC RESTROOM	03/24/2020	219.45	10/20	100-24-36-5480-226
6325	2	Invoice	INSTALL LOCK/PUBLIC RESTROOM	03/24/2020	156.75	10/20	601-23-36-5480-226
6325	3	Invoice	INSTALL LOCK/PUBLIC RESTROOM	03/24/2020	125.40	10/20	602-23-36-5480-226
6325	4	Invoice	INSTALL LOCK/PUBLIC RESTROOM	03/24/2020	125.40	10/20	603-23-36-5480-226
Total 6325:					627.00		
Total PAGEL REPAIR (3497):					627.00		
PRIMORIS T&D SERVICES, LLC (6876)							
400072-10	1	Invoice	CONSTRUCTION - URD CONVERSION PROJ	04/02/2020	82,843.79	10/20	601-23-52-5588-871
Total 400072-10:					82,843.79		
Total PRIMORIS T&D SERVICES, LLC (6876):					82,843.79		
RASCH CONSTRUCTION (6999)							
PYMT #2	1	Invoice	2020 SECOND ST RECONSTRUCTION PYMT	04/06/2020	286,090.23	10/20	536-23-30-5310-299
Total PYMT #2:					286,090.23		
Total RASCH CONSTRUCTION (6999):					286,090.23		
RDG PLANNING & DESIGN (5320)							
36190	1	Invoice	PROF SVCS/COMP PLAN UPDATE	02/29/2020	1,842.00	10/20	100-24-18-5470-880
Total 36190:					1,842.00		
Total RDG PLANNING & DESIGN (5320):					1,842.00		
ROBB'S TREE & STUMP SERVICE (5256)							
040720	1	Invoice	LINE CLEARANCE - Section 1	04/07/2020	50,000.00	10/20	601-23-52-5588-299
Total 040720:					50,000.00		
Total ROBB'S TREE & STUMP SERVICE (5256):					50,000.00		
SAFE LIFE DEFENSE (7005)							
169	1	Invoice	FLEX RIFLE ARMOOR/CARRIER	04/03/2020	1,797.30	10/20	100-21-21-5110-318
Total 169:					1,797.30		
Total SAFE LIFE DEFENSE (7005):					1,797.30		
SHIVE-HATTERY, INC. (6758)							
4185370-5	1	Invoice	TRAIL PLAN STUDY - PYMT #5	03/25/2020	945.00	10/20	100-22-42-5210-212
Total 4185370-5:					945.00		
Total SHIVE-HATTERY, INC. (6758):					945.00		

Invoice	Seq	Type	Description	Invoice Date	Total Cost	Period	GL Account
SNYDER & ASSOCIATES (2951)							
119.0071.01-	1	Invoice	ENG - LYNX DEVELOPMENT on EDGEWOOD	03/31/2020	17,932.14	10/20	100-23-36-5393-212
Total 119.0071.01-1:					17,932.14		
119.0338.03-	1	Invoice	ENG - 2020 ST DEPT MAINT BLDG (119 0338	03/31/2020	14,002.31	10/20	204-23-30-5310-880
Total 119.0338.03-5:					14,002.31		
119.0463.01-	1	Invoice	ENG - 2020 ST RECON PROJECT #119 0463	04/03/2020	9,537.06	10/20	525-23-30-5310-212
Total 119.0463.01-9:					9,537.06		
120.0071.01-	1	Invoice	ON CALL ENG SVC - PROSPECT ST/ALLEY A	03/31/2020	1,159.75	10/20	525-23-30-5310-212
120.0071.01-	2	Invoice	ON CALL ENG SVC - HINDERKS SUB PLAT R	03/31/2020	1,334.75	10/20	100-24-18-5470-212
Total 120.0071.01-1:					2,494.50		
Total SNYDER & ASSOCIATES (2951):					43,966.01		
STATE HYGIENIC LABORATORY (423)							
184601	1	Invoice	PUBLIC WATER	02/29/2020	117.00	10/20	602-23-61-5651-299
Total 184601:					117.00		
186393	1	Invoice	WASTEWATER TESTING	03/31/2020	762.50	10/20	603-23-70-5923-212
Total 186393:					762.50		
186395	1	Invoice	PUBLIC WATER	03/31/2020	117.00	10/20	602-23-61-5651-299
Total 186395:					117.00		
Total STATE HYGIENIC LABORATORY (423):					996.50		
STEIN HEATING & COOLING, INC. (5576)							
9317	1	Invoice	REPAIR FURNACE HANGAR-AIRPORT	03/02/2020	339.35	10/20	205-23-45-5372-226
Total 9317:					339.35		
Total STEIN HEATING & COOLING, INC. (5576):					339.35		
STRONER, BRIAN (918)							
040620	1	Invoice	REIMB/HAND SANITIZER-COVID-19	04/06/2020	10.68	10/20	100-24-12-5430-316
040620	2	Invoice	REIMB/HAND SANITIZER-COVID-19	04/06/2020	29.36	10/20	601-23-81-5921-316
040620	3	Invoice	REIMB/HAND SANITIZER-COVID-19	04/06/2020	6.68	10/20	602-23-81-5921-316
040620	4	Invoice	REIMB/HAND SANITIZER-COVID-19	04/06/2020	6.67	10/20	603-23-81-5921-316
Total 040620:					53.39		
Total STRONER, BRIAN (918):					53.39		
STUART C. IRBY COMPANY (3585)							
S011810468	1	Invoice	MACHINE BOLTS (5/8"x10" & 12") + SPRING	03/26/2020	1,365.32	10/20	601-23-52-5588-318
Total S011810468.002:					1,365.32		

Invoice	Seq	Type	Description	Invoice Date	Total Cost	Period	GL Account
Total STUART C. IRBY COMPANY (3585):					1,365.32		
SUNNY COMMUNICATIONS, INC. (6420)							
88401	1	Invoice	MOTOROLA RADIO	04/01/2020	700.00	10/20	100-41-21-5110-515
Total 88401:					700.00		
Total SUNNY COMMUNICATIONS, INC. (6420):					700.00		
THE TRASHMAN, LLC (943)							
657-1496	1	Invoice	EXTRA SERVICE/FULLER HALL	04/01/2020	177.68	10/20	100-22-42-5233-236
Total 657-1496:					177.68		
657-1746	1	Invoice	TRASH SERVICE/FUEL SURCHARGE	04/01/2020	26.95	10/20	100-24-36-5480-236
657-1746	2	Invoice	TRASH SERVICE/FUEL SURCHARGE	04/01/2020	19.25	10/20	601-23-36-5480-236
657-1746	3	Invoice	TRASH SERVICE/FUEL SURCHARGE	04/01/2020	15.40	10/20	602-23-36-5480-236
657-1746	4	Invoice	TRASH SERVICE/FUEL SURCHARGE	04/01/2020	15.40	10/20	603-23-36-5480-236
657-1746	5	Invoice	TRASH SERVICE/FUEL SURCHARGE	04/01/2020	77.00	10/20	100-22-42-5280-236
657-1746	6	Invoice	TRASH SERVICE/FUEL SURCHARGE	04/01/2020	44.00	10/20	204-23-30-5310-236
657-1746	7	Invoice	TRASH SERVICE/FUEL SURCHARGE	04/01/2020	16.50	10/20	100-21-22-5140-236
657-1746	8	Invoice	TRASH SERVICE/FUEL SURCHARGE	04/01/2020	77.00	10/20	100-22-42-5233-236
657-1746	9	Invoice	TRASH SERVICE/FUEL SURCHARGE	04/01/2020	44.00	10/20	601-23-52-5588-236
657-1746	10	Invoice	TRASH SERVICE/FUEL SURCHARGE	04/01/2020	44.00	10/20	603-23-70-5642-236
657-1746	11	Invoice	TRASH SERVICE/FUEL SURCHARGE	04/01/2020	44.00	10/20	100-22-42-5210-236
657-1746	12	Invoice	TRASH SERVICE/FUEL SURCHARGE	04/01/2020	44.00	10/20	602-23-61-5642-236
657-1746	13	Invoice	TRASH SERVICE/FUEL SURCHARGE	04/01/2020	44.00	10/20	205-23-45-5372-236
Total 657-1746:					511.50		
657-1747	1	Invoice	DROP BOX CHARGES/EXTRA SVC	04/01/2020	412.00	10/20	100-23-30-5340-235
Total 657-1747:					412.00		
657-1748	1	Invoice	TRASH BAGS FOR RESALE	04/01/2020	795.00	10/20	100-23-30-5340-299
Total 657-1748:					795.00		
658-101	1	Invoice	CURB RECYCLING - MARCH 2020	04/01/2020	12,971.45	10/20	100-23-30-5340-235
Total 658-101:					12,971.45		
Total THE TRASHMAN, LLC (943):					14,867.63		
UNITY POINT CLINIC-OCC MEDICINE (5263)							
14804	1	Invoice	1ST QTR DRUG TESTING/2020	04/01/2020	42.00	10/20	100-23-42-5371-212
14804	2	Invoice	1ST QTR DRUG TESTING 2020	04/01/2020	42.00	10/20	204-23-30-5310-212
14804	3	Invoice	1ST QTR DRUG TESTING/2020	04/01/2020	42.00	10/20	601-23-52-5923-212
14804	4	Invoice	1ST QTR DRUG TESTING/2020	04/01/2020	42.00	10/20	603-23-70-5923-212
Total 14804:					168.00		
Total UNITY POINT CLINIC-OCC MEDICINE (5263):					168.00		
UNITYPOINT HEALTH TRINITY REG MED CTR (5437)							
14058	1	Invoice	1ST QTR DRUG TESTING	04/01/2020	54.00	10/20	204-23-30-5310-212
14058	2	Invoice	1ST QTR DRUG TESTING	04/01/2020	54.00	10/20	603-23-70-5923-212
14058	3	Invoice	1ST QTR DRUG TESTING	04/01/2020	54.00	10/20	601-23-52-5923-212

Invoice	Seq	Type	Description	Invoice Date	Total Cost	Period	GL Account
Total 14058:					162.00		
Total UNITYPOINT HEALTH TRINITY REG MED CTR (5437):					162.00		
UPPER DES MOINES OPPORTUNITY (1386)							
033120	1	Invoice	METER DEP REFUND/ROSE PLAIN	03/31/2020	103.18	10/20	601-21011
Total 033120:					103.18		
Total UPPER DES MOINES OPPORTUNITY (1386):					103.18		
UTILITY SERVICE CO., INC. (3294)							
504676	1	Invoice	QTRLY PYMT/520 WATER TOWER MTC	04/01/2020	5,805.69	10/20	602-23-60-5614-299
Total 504676:					5,805.69		
504677	1	Invoice	QRTLY PYMT/GROUND STORAGE TANK MT	04/01/2020	4,885.73	10/20	602-23-60-5614-299
Total 504677:					4,885.73		
504678	1	Invoice	QRTLY PYMT/PEDISPHERE HY-VEE TOWER	04/01/2020	4,941.47	10/20	602-23-60-5614-299
Total 504678:					4,941.47		
Total UTILITY SERVICE CO., INC. (3294):					15,632.89		
VAN-HOF TRUCKING, INC. (2655)							
2033142-3	1	Invoice	FREIGHT ON LIME 03/24/20	03/31/2020	2,221.05	10/20	602-23-61-5921-221
Total 2033142-3:					2,221.05		
2033194-3	1	Invoice	FREIGHT ON LIME 03/25/20	03/31/2020	2,165.80	10/20	602-23-61-5921-221
Total 2033194-3:					2,165.80		
Total VAN-HOF TRUCKING, INC. (2655):					4,386.85		
WALKER, BILL (2703)							
040720	1	Invoice	LAND RENTAL (sludge/lime disposal)	04/07/2020	4,100.00	10/20	602-23-61-5931-224
Total 040720:					4,100.00		
Total WALKER, BILL (2703):					4,100.00		
WEBSTER CITY TRUE VALUE (2166)							
142391	1	Invoice	THERMOSTAT-CEMETERY/SQ COVERS	03/26/2020	42.93	10/20	100-23-42-5371-318
Total 142391:					42.93		
142397	1	Invoice	PAINTING SUPPLIES	03/27/2020	53.42	10/20	100-22-42-5233-318
Total 142397:					53.42		
142405	1	Invoice	PROPANE TORCH	03/27/2020	38.78	10/20	100-21-22-5140-311
Total 142405:					38.78		

Invoice	Seq	Type	Description	Invoice Date	Total Cost	Period	GL Account
142447	1	Invoice	BATTERIES	03/30/2020	31.98	10/20	601-23-52-5588-318
Total 142447:					31.98		
142542	1	Invoice	THERMOSTAT-CEMETERY	04/02/2020	36.99	10/20	100-23-42-5371-318
Total 142542:					36.99		
142546	1	Invoice	AAA BATTERIES	04/02/2020	9.49	10/20	100-23-42-5371-318
Total 142546:					9.49		
Total WEBSTER CITY TRUE VALUE (2155):					213.59		
WESCO DISTRIBUTION (1038)							
086612	1	Invoice	UND GRD CONVERSION (2) MATERIALS	03/19/2020	8,217.07	10/20	601-23-52-5588-871
Total 086612:					8,217.07		
086613	1	Invoice	QUOTE 021020 MATERIAL (#6 DUPLEX WIRE	03/19/2020	770.27	10/20	601-23-52-5935-871
Total 086613:					770.27		
088710	1	Invoice	QUOTE 021020 MATERIAL (URD TRIPLEX 2/0	03/20/2020	2,525.20	10/20	601-23-52-5935-871
Total 088710:					2,525.20		
093172	1	Invoice	UND GRD CONVERSION (2) MATERIALS	03/24/2020	1,425.56	10/20	601-23-52-5588-871
Total 093172:					1,425.56		
102307	1	Invoice	UND GRD CONVERSION (2) MATERIALS	03/30/2020	610.62	10/20	601-23-52-5588-871
Total 102307:					610.62		
Total WESCO DISTRIBUTION (1038):					13,548.72		
Total 04/20/2020:					594,132.32		
Grand Totals:					1,175,814.38		

Report GL Period Summary

GL Period	Amount
10/20	1,175,814.38
Grand Totals:	1,175,814.38

Vendor number hash: 310113
 Vendor number hash - split: 573357
 Total number of invoices: 129
 Total number of transactions: 233

Terms Description	Invoice Amount	Net Invoice Amount
Open Terms	1,175,814.38	1,175,814.38
Grand Totals:	1,175,814.38	1,175,814.38

FUND LIST TOTALS FOR BILLS April 20, 2020

Account	Fund	Total Amount
100	General	54,674.10
204	Road Use Tax Fund	17,732.36
205	Airport Fund	2,198.86
208	Hotel/Motel Tax Fund	10,000.00
228	Low/Moderate Income Revolving	14.00
525	Street Improvement	10,696.81
536	2020 Second Street Reconstruction Project	286,090.23
601	Electric Utility	739,592.76
602	Water Utility	44,236.12
603	Sewer Utility	6,613.35
902	Medical/Flex	<u>3,965.79</u>
	Grand Total	1,175,814.38



City Manager Webster City Ia <citymanager@webstercity.com>

St. Thomas Aquinas Mobile Food Pantry - April 21

1 message

Tesdahl, Heidi <dbq218s1@dbqarch.org>

Tue, Apr 14, 2020 at 5:27 PM

To: citymanager@webstercity.com

St. Thomas Aquinas would like to request the closure of Des Moines Street to through traffic from Bank Street to Elm Street on Tuesday, April 21st from 2:00PM to 5:00PM. We will be doing the Mobile Food Pantry in the Webster City Middle School Parking lot starting at 4:00. This is a drive-thru only pick up. We anticipate cars to line up prior to the start time and we plan to have the line up on Bank Street across from Fuller Hall. Once we start at 4:00 the line should move quickly and we anticipate being done by 5:00.

Thank you,

Heidi Tesdahl

Development Director

St. Thomas Aquinas Parish & School - Webster City, IA

O: 515-832-1190

C: 515-835-9359

... CONES
BARKING
Y





MEMORANDUM

TO: D. Jeffrey Sheridan, City Manager
Mayor, Council and Public Works Director

FROM: Matt Alcazar, Project Coordinator

DATE: March 18, 2020

RE: Ordinance – Sec. 46-50 - Stop Requirement – 2nd Reading

SUMMARY: At the meeting held on March 10, 2020, the Traffic Committee approved the recommendation to change the City Code of Ordinances to include six (6) stop signs at the intersections of Webster, Cedar, and Boone along Prospect Street.

The proposed ordinance will amend Chapter 46, Article II, Sec. 46-50 of the Code of Ordinances of the City of Webster City, Iowa 2019 by adding subsections (33), (34), and (35) as follows:

Section 46-50. Stop requirement at certain streets.

Every driver of a vehicle shall stop in accordance with the following:

(33) Webster Street. Vehicles traveling on Webster Street shall stop at Prospect Street.

(34) Prospect Street. Vehicles traveling on Prospect Street shall stop at Cedar Street.

(35) Boone Street. Vehicles traveling on Boone Street shall stop at Prospect Street.

BACKGROUND/DISCUSSION: Council brought this issue before the Traffic Committee. Concerns discussed about this intersection were there had been several close calls and a recent accident at Cedar Street.

PREVIOUS COUNCIL ACTION: Council approved having a traffic study completed by Snyder and Associates on September 16, 2019. Council approved the 1st reading of the Ordinance on April 6, 2020.

FINANCIAL IMPLICATIONS: Council approved having a traffic study completed by Snyder and Associates on September 16, 2019 setting a not to exceed amount of \$2,800.00. Traffic Study is attached. To add the Stop Signs it will cost approximately \$200.00 per sign with six signs to be installed for a total of \$1,200.00.

RECOMMENDATION: The Traffic Committee recommends and Staff concurs to change the City Code of Ordinances to include six (6) stop signs at the intersections of Webster, Cedar, and Boone along Prospect Street.

ALTERNATIVES: Council could choose to have the Committee re-address the issue to find other alternatives.

PUBLIC WORKS DIRECTOR: I concur with the Traffic Committees' recommendation.

CITY MANAGER COMMENTS: I also agree with the recommendations of staff and the Traffic Committee.

ORDINANCE NO. 2020 - _____

AN ORDINANCE AMENDING THE CODE OF ORDINANCES OF THE CITY OF WEBSTER CITY, IOWA, 2019, BY ADDING SUBSECTIONS (33), (34) AND (35) TO CHAPTER 46, ARTICLE II, SECTION 46.50 – STOP REQUIREMENTS AT CERTAIN STREETS

BE IT ENACTED by the City Council of the City of Webster City, Iowa:

SECTION 1. SECTION MODIFIED. The Code of Ordinances of the City of Webster City, Iowa, 2019, Chapter 46, Article II, Section 46-50 – Stop Requirements at Certain Streets is amended by adding Subsections (33), (34), and (35), as follows:

Section 46-50. Stop requirement at certain streets.

Every driver of a vehicle shall stop in accordance with the following:

(33) Webster Street. Vehicles traveling on Webster Street shall stop at Prospect Street.

(34) Prospect Street. Vehicles traveling on Prospect Street shall stop at Cedar Street.

(35) Boone Street. Vehicles traveling on Boone Street shall stop at Prospect Street.

SECTION 2. SEVERABILITY CLAUSE. If any section, provision or part of this ordinance shall be adjudged invalid or unconstitutional, such adjudication shall not affect the validity of the ordinance as a whole or any section, provision or part thereof not adjudged invalid or unconstitutional.

SECTION 3. WHEN EFFECTIVE. This ordinance shall be in effect after its final passage, approval and publication as provided by law.

Passed and adopted this _____ day of _____, 2020.

John Hawkins, Mayor

ATTEST: _____
Karyl K. Bonjour, City Clerk

Memorandum

To: Matt Alcazar, City of Webster City

Date: March 18, 2020

From: Greg Karssen, P.E.

CC: Ken Wetzler, City of Webster City
John Haldeman, Jeremy Purvis - Snyder & Associates

RE: Prospect Street – Intersection Traffic Control Review
Webster City, Iowa
S&A Project No.: 119.0996.01

Summary

Based on the guidelines and analysis summarized in this memo, the current Unsigned (right-of-way traffic control) intersections along Prospect Street at Boone Street, Cedar Street, and Webster Street should be modified to two-way Stop Control. Following discussion with members of the Traffic Committee at the March 10, 2020 meeting, the two-way Stop control is recommended to provide Stop signs for eastbound and westbound movements at Boone Street and at Webster Street, and northbound and southbound movements at Cedar Street.

Background and Existing Conditions

Existing and recommended intersection traffic control were reviewed at study intersections along Prospect Street at Boone Street, Cedar Street, and Webster Street. The analysis included review of relevant traffic control, signing, and intersection design standards, as well as field review of the study intersections.

Figure 1 shows the corridor and study intersections. Prospect Street is a two-lane street that connects from Ohio Street to the south to Second Street, before terminating north of the railroad near the former Electrolux facility. Along the Prospect Street corridor, adjacent land use is primarily single family residential, with the Middle School campus to the east between Elm Street and Bank Street. Parking is allowed on the west side and restricted to the east. The speed limit is 25 mph by City ordinance (Section 46-81).

Table 1 summarizes the existing intersection traffic control along the Prospect Street corridor. The street network is a grid patterns, and the majority of the corridor has two-way Stop control (with all-way Stop control near the school), while the southern segment intersections are Unsigned. The pattern of two-way Stop control (TWSC) and/or Unsigned intersection control is common on surrounding corridors in this part of the City.

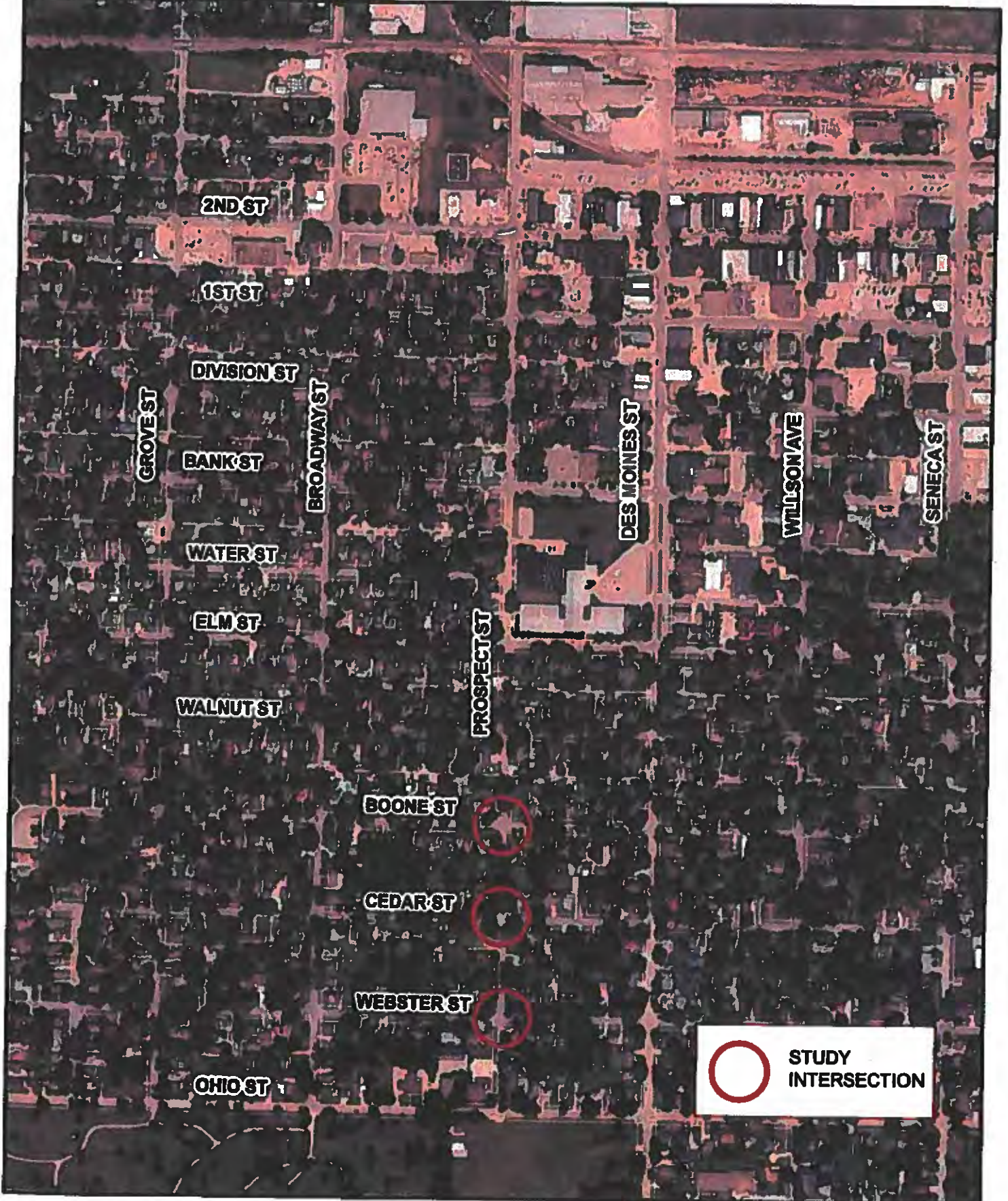


Figure 1: Study Area

Table 1: Existing Prospect Street Intersection Traffic Control

Prospect Street Intersection with...	Traffic Control	Notes
Second Street	All-way Stop	--
First Street	Two-way Stop – north/south	One-way westbound
Division Street	Two-way Stop – north/south	One-way eastbound
Bank Street	Two-way Stop – north/south	One-way westbound
Water Street	Eastbound Stop	Three-leg intersection
Elm Street	All-way Stop	Adjacent to Middle School
Walnut Street	Two-way Stop – north/south	--
Boone Street	Unsigned	Study Intersections
Cedar Street	Unsigned	
Webster Street	Unsigned	
Ohio Street	Southbound Stop	Three-leg intersection

Traffic and Crash Data Collection

Review of crash data indicated 10 crashes across the three intersection from 2015-2019. Eight of the ten involved failure to yield right of way between an east/west vehicle and a north/south vehicle. Of those eight, six were property damage only and two had possible injuries.

The Engineer collected traffic and speed data in October 2019, and conducted intersection sight distance observations on November 6, 2019. Traffic volume and speed data indicated moderate traffic volumes (approximately 220 vehicles per day), and good speed compliance (Average speed: 22 mph, 85th Percentile Speed: 27 mph). Sight distance data is discussed in the *Analysis and Recommendations* section of this report. Traffic data details are attached in Appendix.

Design Guidelines for Analysis

The following guidelines and manuals were referenced to evaluate the intersection traffic control:

- Manual on Uniform Traffic Control Devices 2009 Edition (MUTCD),
- Iowa Statewide Urban Design and Specifications (SUDAS), and
- the American Association of State Highway and Transportation Officials *A Policy of Geometric Design of Highways and Streets* (AASHTO Green Book).

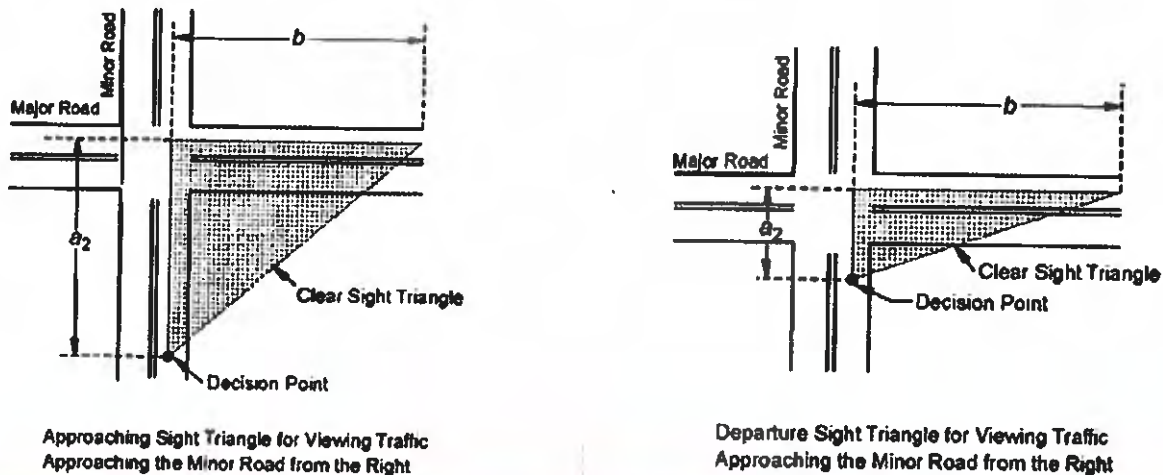
The alternatives considered were Unsigned (controlled by right of way), two-way Yield, two-way Stop control (TWSC), and all-way Stop control (AWSC).

Per the MUTCD, two of the guiding criteria for traffic control signing and marking are ‘uniformity’ and ‘driver expectancy’. In this instance, as drivers travel south along Prospect Street in particular, or this area of the City in general, they will likely expect that a series of two-way Stop controlled intersections will continue along the corridor, and may not anticipate the other intersections may be Unsigned (controlled by rules of “right-of-way”).

The governing criteria for these alternatives are traffic volumes, speeds, and intersection sight distance. As discussed regarding the traffic volume counts, traffic volumes on Prospect Street are very moderate. Minimum volume criteria for all-way Stop control (AWSC) per the MUTCD are not satisfied; therefore, AWSC is not appropriate along Prospect Street unless there is an additional reason such as a school pedestrian crossing or restricted sight distance in multiple directions. MUTCD Section 2B.04 provides additional guidance for Unsigned (right-of-way) and Yield and Stop controlled intersection signing. Two-way Yield controlled signing is not appropriate for the driver expectancy and uniformity reasons discussed above for the surrounding Stop controlled street network, and for sight distance restrictions due to adjacent housing structures. Therefore, the primary options evaluated are two-way Stop control (TWSC) and Unsigned.

Iowa SUDAS uses the intersection sight distance criteria for approach and departure sight triangles as provided in the AASHTO Green Book. Figure 2 shows example figures from the AASHTO Green Book. The sight distances needed for the sides of these 'sight distance triangles' varies considerably for Unsigned and two-way Stop control. For Unsigned (or Yield) controlled intersections, drivers approaching from both directions must be simultaneously able to observe conflicting traffic. As seen in Figure 2, this results in a long leg 'a' and leg 'b' as both drivers must have a clear view. At a Stop-controlled approach, the 'a' leg is much shorter as it represents the distance from the stopped driver's eye to the side of the intersecting street. The distance of the 'b' leg is based on the time the stopped driver needs to judge and complete their movement in a minimum gap, without conflict with the non-stopped driver. This distance is calculated based on the speed of the non-Stop controlled approach, and varies for left turn or right turn movements.

Figure 2: Intersection Sight Triangles



**Unsigned or Yield Sign Controlled
 Intersection Sight Triangle**

**Stop Sign Controlled Intersection Sight
 Triangle**

Based on AASHTO Green Book Chapter 9.5, the 'a' distance for Unsigned intersection signing would be 115 ft for posted speed limit of 25 mph, and 140 ft for a design speed of 30 mph. Given that most houses along Prospect Street intersection corners are set back approximately 30-40 ft from the curb, it is clear that there is not a clear sight triangle in the intersection corners for this Unsigned alternative, as illustrated in an example corner in Figure 3.

Figure 3: Example of Sight Distance Obstructed by Residential Structures



Boone Street – 115 ft east of Prospect Street Intersection

Next, two-way Stop controlled (TWSC) sight distances were checked for the various approaches at the three study intersections. The minimum 'b' distances for the passenger car design vehicle (3.5 ft driver height, 4.25 ft object height, measured from vehicle stopping point) are summarized in Table 2.

Table 2: Minimum Stop Controlled Approach Intersection Sight Distance

Speed	Right Turn	Left Turn
25 mph	240 ft	280 ft
30 mph	290 ft	335 ft

Most of the intersection approaches exceeded this intersection sight distance criteria for all potential east/west or north/south Stop control alternatives. As an example, the distance between blocks from Boone Street to Ohio Street ranges from approximately 370-390 ft. At most intersection approaches, the next intersection could be seen from the side street approach, exceeding the minimum distances. Exceptions to this due to building structures, grading of yards, or trees are described at individual intersection summaries described below.

Additional consideration was given to potential to see oncoming traffic with existing street trees throughout study area. However, this issue is common throughout the City of Webster City. Specifically, once stopped, the driver may need to move slightly forward to confirm they have a clear path before proceeding. This is a necessary maneuver throughout the tree lined streets of the the City and nearly all approaches of the study intersections, and is necessary with presence of parked cars as well as street trees.

Prospect Street Intersection Analysis and Recommendations

Boone Street Intersection

Intersection Photos



Prospect Street south leg, looking north at Boone Street



Prospect Street south leg, looking to northwest at Boone Street west leg

Existing Conditions

- East/west sidewalk on both sides of Boone Street
- North/south sidewalk on both sides of Prospect Street
- No Parking along east side of Prospect Street
- Restricted sight distance for northbound vehicles looking at southwest intersection corner due to yard grade and pine tree. A northbound stopped vehicle would not be able to see eastbound traffic.
 - Therefore east/west Stop control only.

Recommended Prospect Street & Boone Street Intersection Traffic Control

- Two-way Stop Control (TWSC) – place Stop signs on eastbound and westbound approaches.

Cedar Street Intersection

Intersection Photos



**Prospect Street south intersection leg,
looking north at Cedar Street**



**Cedar Street west intersection leg,
looking to southeast at Prospect Street**

Existing Conditions

- East/west sidewalk on both sides of Cedar Street
- North/south sidewalk on west side of Prospect Street, east side only to north
- No Parking along east side of Prospect Street
- Adequate intersection sight distance for east/west or north/south Stop control.
 - Traffic Committee expressed preference for north/south Stop control due to local traffic patterns and through and local street network hierarchy considering Prospect Street, Ohio Street, Broadway Street, and Des Moines Street.

Recommended Prospect Street & Cedar Street Intersection Traffic Control

- Two-way Stop Control (TWSC). Place Stop signs on northbound/southbound approaches.

Webster Street Intersection

Intersection Photos



**Webster Street west intersection leg,
looking east at Prospect Street**



**Webster Street east intersection leg,
looking north along Prospect Street**

Existing Conditions

- East/west sidewalk on both sides of Webster Street
- North/south sidewalk on west side of Prospect Street
- No Parking along east side of Prospect Street
- Elevated grade on northeast and southeast corner properties
- Adequate intersection sight distance for east/west or north/south Stop control.
 - Traffic Committee expressed preference for east/west Stop control due to local traffic patterns and through and local street network heirarchy considering Prospect Street, Ohio Street, Broadway Street, and Des Moines Street.

Recommended Prospect Street & Webster Street Intersection Traffic Control

- Two-way Stop Control (TWSC) – place Stop signs on eastbound and westbound approaches.

General Sign installation guidance (MUTCD)

The MUTCD provides guidance for installation of signs in Chapter 2A, and Stop signs in particular in Section 2B.05 and 2B.10. The following notes are provided:

- No other signs should be mounted on the same pole with a Stop sign other than street name signs.
- The Stop sign should be installed as close as practical to the intersection it regulates. However, where sidewalks are present, it should be 4 ft behind the marked crosswalk or edge of sidewalk. (MUTCD Figure 2A-3)
- The edge of the sign should be at least 2 ft from adjacent edge of street or edge of sidewalk. (MUTCD Figure 2A-3)
- Where pedestrian movements or parked vehicles are likely, the mounting height from the bottom of the near edge of pavement to the bottom of the sign should be 7 ft instead of standard 5 ft. (MUTCD Section 2A.18)

Following Report

- Traffic Data

Speed Grand Totals

mph	Hourly Averages										Sensor A		
	0 - <15	15 - <20	20 - <25	25 - <30	30 - <35	35 - <40	40 - <45	45 - <50	50 - <55	55 - <60		60 - <65	65 - <70
Total	2.0	0.0	2.0	0.0	0.0	0.0	0.0	0.0	0.0	0.0	0.0	0.0	0.0
12:00 AM	0.0	0.0	2.0	0.0	0.0	0.0	0.0	0.0	0.0	0.0	0.0	0.0	0.0
1:00 AM	0.0	0.0	0.0	0.0	0.0	0.0	0.0	0.0	0.0	0.0	0.0	0.0	0.0
2:00 AM	0.0	0.0	1.0	0.0	0.0	0.0	0.0	0.0	0.0	0.0	0.0	0.0	0.0
3:00 AM	0.0	0.0	1.0	0.0	0.0	0.0	0.0	0.0	0.0	0.0	0.0	0.0	0.0
4:00 AM	0.0	0.0	1.0	1.0	0.0	0.0	0.0	0.0	0.0	0.0	0.0	0.0	0.0
5:00 AM	1.0	0.0	1.0	0.0	0.0	0.0	0.0	0.0	0.0	0.0	0.0	0.0	0.0
6:00 AM	1.0	1.0	2.0	0.0	0.0	0.0	0.0	0.0	0.0	0.0	0.0	0.0	0.0
7:00 AM	0.0	2.0	1.0	1.0	0.0	0.0	0.0	0.0	0.0	0.0	0.0	0.0	0.0
8:00 AM	0.0	2.0	2.0	0.0	0.0	0.0	0.0	0.0	0.0	0.0	0.0	0.0	0.0
9:00 AM	0.0	2.0	2.0	1.0	0.0	0.0	0.0	0.0	0.0	0.0	0.0	0.0	0.0
10:00 AM	0.0	0.0	2.0	0.0	0.0	0.0	0.0	0.0	0.0	0.0	0.0	0.0	0.0
11:00 AM	0.0	0.0	2.0	0.0	0.0	0.0	0.0	0.0	0.0	0.0	0.0	0.0	0.0
12:00 PM	0.0	0.0	1.0	2.0	0.0	0.0	0.0	0.0	0.0	0.0	0.0	0.0	0.0
1:00 PM	0.0	0.0	2.0	0.0	0.0	0.0	0.0	0.0	0.0	0.0	0.0	0.0	0.0
2:00 PM	1.0	0.0	1.0	0.0	3.0	0.0	0.0	0.0	0.0	0.0	0.0	0.0	0.0
3:00 PM	1.0	1.0	1.0	3.0	0.0	1.0	0.0	0.0	0.0	0.0	0.0	0.0	0.0
4:00 PM	0.0	1.0	1.0	4.0	0.0	2.0	0.0	0.0	0.0	0.0	0.0	0.0	0.0
5:00 PM	1.0	4.0	3.0	5.0	1.0	0.0	0.0	0.0	0.0	0.0	0.0	0.0	0.0
6:00 PM	1.0	1.0	4.0	3.0	0.0	0.0	0.0	0.0	0.0	0.0	0.0	0.0	0.0
7:00 PM	0.0	5.0	3.0	2.0	0.0	0.0	0.0	0.0	0.0	0.0	0.0	0.0	0.0
8:00 PM	1.0	1.0	0.0	2.0	0.0	0.0	0.0	0.0	0.0	0.0	0.0	0.0	0.0
9:00 PM	0.0	2.0	3.0	1.0	0.0	0.0	0.0	0.0	0.0	0.0	0.0	0.0	0.0
10:00 PM	0.0	1.0	2.0	0.0	0.0	0.0	0.0	0.0	0.0	0.0	0.0	0.0	0.0
11:00 PM	0.0	0.0	0.0	0.0	0.0	0.0	0.0	0.0	0.0	0.0	0.0	0.0	0.0
Daily Average	8.0	23.0	37.0	25.0	4.0	3.0	0.0	0.0	0.0	0.0	0.0	0.0	0.0
Average (Mean)	22.4 mph	Minimum 10.9 mph	Maximum 37.4 mph	Pace Range 18.1 - 28.1 mph 66 vehicles (66.0 %)									
Percentile Speeds (mph)	10% 15.5	15% 16.2	50% 22.3	85% 27.7	90% 28.6								
Speeds Exceeded	25 mph 32.0 % (32)	25 mph 3.0 % (3)	45 mph 0 % (0)	55 mph 0 % (0)	55 mph 0 % (0)	65 mph 0 % (0)	70 mph 0 % (0)	75 mph 0 % (0)	80 mph 0 % (0)	85 mph 0 % (0)	90 mph 0 % (0)	95 mph 0 % (0)	100 mph 0 % (0)
Total	8	23	37	25	4	3	0	0	0	0	0	0	0
Sensor A	8.0 %	23.0 %	37.0 %	25.0 %	4.0 %	3.0 %	0.0 %	0.0 %	0.0 %	0.0 %	0.0 %	0.0 %	0.0 %

24 Hour Volume (Volume factor 0.5)

Interval Start	NB	SB	Combined
10:00 AM	2	9	11
11:00 AM	2	9	11
12:00 PM	3	16	19
1:00 PM	2	12	14
2:00 PM	5	7	12
3:00 PM	7	11	18
4:00 PM	8	15	23
5:00 PM	18	1	19
6:00 PM	9	3	12
7:00 PM	14	0	14
8:00 PM	6	0	6
9:00 PM	6	1	7
10:00 PM	3	0	3
11:00 PM	0	0	0
12:00 AM	2	0	2
1:00 AM	0	0	0
2:00 AM	2	0	2
3:00 AM	1	0	1
4:00 AM	2	0	2
5:00 AM	1	0	1
6:00 AM	4	2	6
7:00 AM	4	8	12
8:00 AM	5	12	17
9:00 AM	7	5	12

Totals	113 (50.4%)	111 (49.6%)	224
12:00 AM - 12:00 PM	8:45 AM	7:30 AM	7:30 AM
Volume	8	18	24
Factor	0.67	0.56	0.55
12:00 PM - 12:00 AM	5:00 PM	12:15 PM	3:15 PM
Volume	18	19	23
Factor	0.56	0.59	0.64

Peak Hours



MEMORANDUM

TO: D. Jeffery Sheridan, City Manager
Ken Wetzler, Public Works Director
Mayor & City Council

FROM: Matt Alcazar, Project Coordinator

DATE: March 18, 2020

RE: Change Ordinance regarding parking on Collins Street from
College Street to Shashi Drive

SUMMARY: At the Traffic Committee meeting held March 10, 2020, the Committee approved the recommendation to change the City Code of Ordinances regarding the current No Parking on both sides of Collins Street from College Street to Shashi Drive.

The proposed Ordinance at Chapter 46, Article V, Section 46-206 (13) would be amended and (2) would be added to Section 46-215 as follows:

Section 46-206. - No parking zones.

No one shall stop, stand or park a vehicle in any of the following specifically designated no parking zones except when necessary to avoid conflict with other traffic or in compliance with the direction of a peace officer or traffic control signal:

Remove: (13) Collins Street on both sides from College Street to Shashi Drive.

Replace with: (13) Collins Street on North side from College Street to Shashi Drive.

Section 46-215. – Parking for special purposes in designated areas.

Parking for special purposes is provided in designated areas as follows:

- (2) It is unlawful to park any vehicle for a continuous period of more than two hours on South side of Collins Street from College Street to Shashi Drive

BACKGROUND/DISCUSSION: County Supervisor Doug Bailey requested that the Traffic Committee address the no parking zone on the South side of Collins Street. The Traffic Committee recommends that the No Parking signs on the South side of Collins Street be changed to 2-hour Parking Only from College Street to Shashi Drive. The No Parking signs would remain in place on the North side of Collins Street from College Street to Shashi Drive.

PREVIOUS COUNCIL ACTION: Council has not previously acted on this.

FINANCIAL IMPLICATIONS: To add two 2-hour Parking Signs will cost approximately \$200 per sign for a total approximate cost of \$400.

RECOMMENDATION: The Traffic Committee recommends and staff concurs, to change the City Code of Ordinances to include removing the No Parking signs and replace with 2-hour Only limited parking on the South side of Collins Street from College Street to Shashi Drive, and keep the current No Parking signs in place on the North Side of Collins Street from College Street to Shashi Drive.

ALTERNATIVE(s): Council could choose to have the Committee re-address the issue to find other alternatives.

PUBLIC WORKS DIRECTOR: Recommend Council approve the first reading of the attached ordinance.

CITY MANAGER'S COMMENTS: I concur with the recommendations of the Project Coordinator and Public Works Director.

AN ORDINANCE AMENDING THE CODE OF ORDINANCES OF THE CITY OF WEBSTER CITY, IOWA, 2019, BY REPLACING SUBSECTION 13 OF CHAPTER 46, ARTICLE V, SECTION 46-206 – NO PARKING ZONES AND ADDING SUBSECTION (2) TO CHAPTER 46, ARTICLE V, SECTION 46-215 – PARKING FOR SPECIAL PURPOSES IN DESIGNATED AREAS.

BE IT ENACTED by the City Council of the City of Webster City, Iowa:

SECTION 1. SECTION MODIFIED. The Code of Ordinances of the City of Webster City, Iowa, 2019, Chapter 46, Article V, Section 46-206 – No Parking Zones is amended by replacing Subsection 13 and the following adopted in lieu thereof:

Sec. 46-206. - No parking zones.

No one shall stop, stand or park a vehicle in any of the following specifically designated no parking zones except when necessary to avoid conflict with other traffic or in compliance with the direction of a peace officer or traffic control signal:

(13) Collins Street on north side from College Street to Shashi Drive.

SECTION 2. SECTION MODIFIED. The Code of Ordinances of the City of Webster City, Iowa, 2019, Chapter 46, Article V, Section 46-215 – Parking for Special Purposes in Designated Areas is amended by adding Subsection (2) and the following adopted in lieu thereof:

Sec. 46-215. - Parking for special purposes in designated areas.

Parking for special purposes is provided in designated areas as follows:

(2) It is unlawful to park any vehicle for a continuous period of more than two (2) hours on south side of Collins Street from College Street to Shashi Drive.

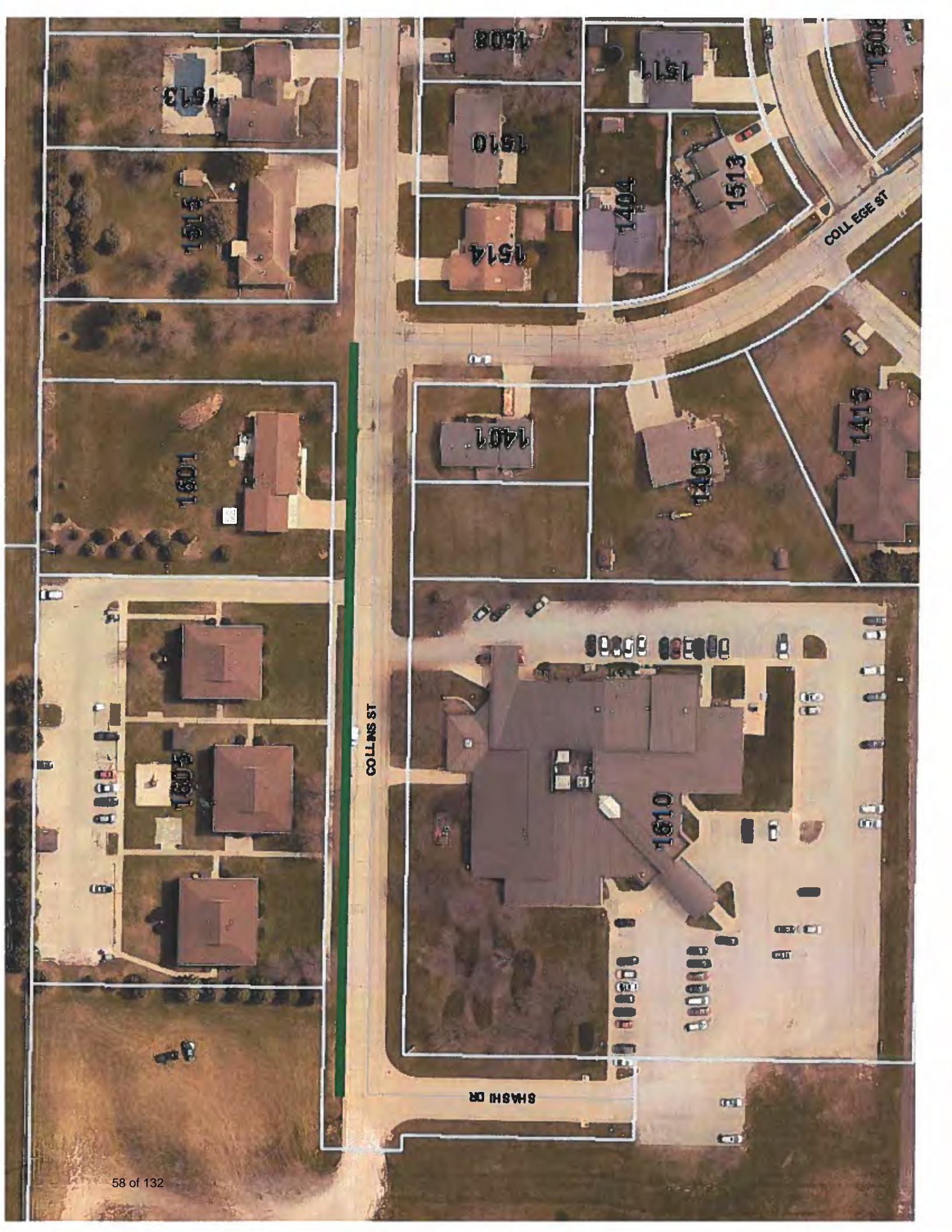
SECTION 3. SEVERABILITY CLAUSE. If any section, provision or part of this ordinance shall be adjudged invalid or unconstitutional, such adjudication shall not affect the validity of the ordinance as a whole or any section, provision or part thereof not adjudged invalid or unconstitutional.

SECTION 4. WHEN EFFECTIVE. This ordinance shall be in effect after its final passage, approval and publication as provided by law.

Passed and adopted this _____ day of _____, 2020.

John Hawkins, Mayor

ATTEST: _____
Karyl Bonjour, City Clerk



COLLEGE ST

COLLINS ST

SMASH DR



MEMORANDUM

TO: D. Jeffrey Sheridan, City Manager
Ken Wetzler, Public Works Director
Mayor, Council

FROM: Matt Alcazar, Project Coordinator

DATE: April 7, 2020

RE: Amendment #12 to extend the Service Agreement with Snyder & Associates

SUMMARY: February 6, 2017 Council approved an agreement with Snyder & Associates to perform On-Call Paving Engineering. Amendment No. 12 to said agreement is attached. Amendment No. 12 is to extend the Current Agreement with Snyder & Associates for the term of one year.

PREVIOUS COUNCIL ACTION: The Council approved an Agreement with the engineer to provide these On-Call Paving Specialist services on February 6, 2017. The Council also previously approved Amendments #1 thru #11 for ongoing construction projects.

BACKGROUND/DISCUSSION: Amendment No. 12 sets out to provide the design services and construction services for future City projects.

The language in the original agreement would include changing the following:

1. REMOVE SECTION 17.F AND ADD SECTION 17.G TO THE GENERAL TERMS OF THE ORIGINAL AGREEMENT:
2. g) This Agreement shall be in full force and effect upon execution until February 6, 2021. At the end of the renewal term of this Agreement.

FINANCIAL IMPLICATIONS: This amendment does not increase or decrease current spending obligations. All future spending increases will be subject to amendment approval for each project.

RECOMMENDATION: It is recommended that Council approve Amendment No. 12 to extend the current Agreement with Snyder & Associates for the term of one year.

PUBLIC WORKS DIRECTOR: Recommend Council pass the attached resolution.

ALTERNATIVES: Request staff start the process of procuring alternate engineering services

CITY MANAGER COMMENTS: I agree with the recommendations of the Project Coordinator and Public Works Director.

RESOLUTION NO. 2020 – ____

**APPROVING AMENDMENT NO. 12 TO THE
ENGINEERING SERVICES AGREEMENT WITH
SNYDER & ASSOCIATES, INC., ANKENY, IOWA
FOR A ONE YEAR TERM**

WHEREAS, on February 6, 2017, the City of Webster City did enter into an Engineering Agreement with Snyder & Associates, Inc., Ankeny, Iowa; and,

WHEREAS, the City of Webster City now desires to extend engineering services with Snyder & Associates, Inc., Ankeny, Iowa; and,

WHEREAS, Amendment No. 12 has been prepared for a one-year extension for engineering services; and,

WHEREAS, the City Council of the City of Webster City, and City Staff have reviewed said Amendment No. 12.

NOW THEREFORE BE IT RESOLVED, by the City Council of the City of Webster City, Iowa that Amendment No. 12 to the Snyder & Associates Engineering Agreement with Snyder & Associates, Inc., Ankeny, Iowa, as described above and attached hereto is hereby approved.

BE IT FURTHER RESOLVED that said Amendment No. 12 is hereby approved upon being executed by both parties.

Passed and adopted this 20th day of April, 2020.

John Hawkins, Mayor

ATTEST:

Karyl K. Bonjour, City Clerk

WEBSTER CITY, IOWA
AMENDMENT No. 12 TO THE
AGREEMENT FOR PROFESSIONAL SERVICES FOR THE
ON-CALL STREET PAVING SPECIALIST

This Amendment to the Agreement for Engineering Services is made and entered into on the date hereinafter stated under City's signature, between the City of Webster City ("City"), Iowa, and Snyder & Associates, Inc. ("Professional").

For work on the On-Call Street Paving Specialist, the parties agree as follows:

1. **Engagement.** The City hereby engages the Professional to perform work necessary to provide all services as described in the Scope of Work in connection with this Amendment to the Contract.
2. **Scope of Work.** The Professional shall perform in a competent and professional manner, the scope of work as set forth in **Exhibit "A"** attached hereto and by reference incorporated herein.

IN WITNESS WHEREOF, the parties hereto have executed, or caused to be executed by their duly authorized officials, this Amendment to the Agreement. All provisions of the Agreement shall remain in full force and effect.

CITY OF WEBSTER CITY, IOWA

John Hawkins, Mayor

Dated: April 20, 2020

SNYDER & ASSOCIATES, INC.

EXHIBIT "A"
SCOPE OF WORK

The City has elected to extend the On-Call Paving Specialist Agreement by one year. The changes to the Amended Agreement dated February 18, 2019, are as follows:

REMOVE SECTION 17.F AND ADD SECTION 17.G TO THE GENERAL TERMS OF THE AMENDED AGREEMENT:

- g) This Agreement shall be in full force and effect upon execution until February 6, 2021.



MEMO

TO: City Manager
Mayor and City Council

FROM: Planning Director

DATE: April 14, 2020

RE: Final Plat of Lynx Development in Webster City, Iowa

SUMMARY: The Final Plat of Lynx Development has been reviewed by City Staff and utility companies. The Planning & Zoning Commission recommended approval of said plat at their January 13, 2020, meeting.

PREVIOUS COUNCIL ACTION: N/A

BACKGROUND/DISCUSSION: As mentioned above, the P&Z approved the Final Plat of Lynx Development subject to the following:

- 1) \$50,000 performance bond or a check to be deposited in escrow account;
- 2) Signed easement with Bob Van Diest;
- 3) Acknowledgement from IDOT of participation in water issues;
- 4) Fully executed Storm Water Management Facility, Maintenance Covenant & Permanent Easement Agreement; and,
- 5) Compliant test results as per City Engineer.

It has taken some time to work out the details above. But we have finally accomplished everything necessary to approve the final plat. We will not be accepting dedication of any of the infrastructure at this time. There is still a punch list to complete. However, the performance bond we have received will take care of that.

All new easements are now shown on said plat. Kenyon Hill Ridge now owns a strip of land to Highway #20 in an effort to remediate water problems in that area. They have obtained the necessary permit from IDOT. All the accompanying documents required have been examined by the City Attorney and everything is in order for the City Council to approve said subdivision plat.

FINANCIAL IMPLICATIONS: N/A

RECOMMENDATION: Approve this subdivision via the attached resolution.

ALTERNATIVES: The Council could deny said subdivision meeting the requirements stated in Chapter 44, Section 44-72(1) of the subdivision regulations:

- 1) Disapproval of Plat. In the event that said plat is disapproved by the Council, such disapproval shall be expressed in writing and shall point out wherein said proposed plat is objectionable.

CITY MANAGER COMMENTS: I agree with the recommendation of the Planning Director.

RESOLUTION NO. 2020 - ____

**ACCEPTING AND APPROVING THE FINAL PLAT OF
LYNX DEVELOPMENT IN WEBSTER CITY, IOWA.**

WHEREAS, Kenyon Hill Ridge, LLC, 4123 NW 95th Place, Polk City, Iowa 50226, has filed the Final Plat of Lynx Development in Webster City, Iowa, on or about January 13, 2020, *final* version on April 9, 2020, said plat being of the following described real estate, to-wit:

County Auditor's Parcel Letter "Q" as surveyed in County Recorder's Survey Cabinet 118A, Page 16, located in the Fractional Northwest Quarter (FrNW 1/4) of Section Seven (7), Township Eighty-eight (88) North, Range Twenty-five (25) West of the 5th P.M., being within the City of Webster City, Hamilton County, Iowa, containing 19.33 acres total subject to easements.

WHEREAS, said Plat has heretofore been presented to the City Planning & Zoning Commission and recommended for approval by the City Planning & Zoning Commission on January 13, 2020, subject to and contingent upon the City receiving the following:

- 1) \$50,000 performance bond or a check to be deposited in escrow account;
- 2) Signed easement with Bob Van Diest;
- 3) Acknowledgement from IDOT of participation in water issues;
- 4) Fully executed Storm Water Management Facility, Maintenance Covenant & Permanent Easement Agreement; and,
- 5) Compliant test results as per City Engineer.

WHEREAS, with these recommendations noted, said plat now appears to be in proper form and said plat should be approved.

NOW THEREFORE BE IT RESOLVED by the City Council of the City of Webster City, Iowa, that the Final Plat of Lynx Development in Webster City, Iowa, is hereby approved noting the above contingencies. Said completion of all infrastructure repairs shall be completed in one (1) year from this approval. Upon satisfactory completion of all infrastructure and improvements, the City may accept a 5-year Maintenance Bond and the Offer of Dedication from Kenyon Hill Ridge, LLC, for streets and utilities.

Passed and adopted this 20th day of April, 2020.

CITY OF WEBSTER CITY, IOWA

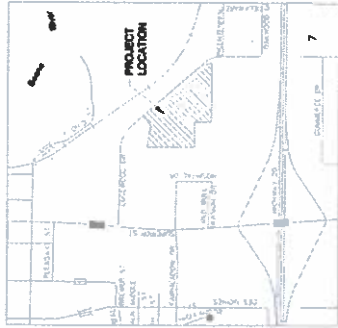
(seal)

John Hawkins, Mayor

ATTEST:

Karyl Bonjour, City Clerk

FINAL PLAT LYNX DEVELOPMENT WEBSTER CITY, IOWA



VICINITY MAP
NOT TO SCALE

LOT TABLE

LOT	ACRES
1	0.20
2	0.20
3	0.17
4	0.20
5	0.20
6	0.20
7	0.20
8	0.20
9	0.20
10	0.21
11	0.18
12	0.20
13	1.20
14	2.18
15	0.20
16	0.20
17	0.27
18	0.23
19	0.20
20	0.20
21	0.22
22	0.19
23	0.21
24	0.20
25	0.20
26	0.26
27	0.20
28	0.20
29	0.20
30	0.20
31	0.20
32	0.20
33	0.20
34	0.25
TRACT 'A'	3.18
TRACT 'B'	1.86
OUTLOT 'C'	0.30
OUTLOT 'D'	0.19
OUTLOT 'E'	0.19
OUTLOT 'F'	0.14

NOTE: TO THE AREA OF RECALCULATION FOR OTHER RECORDS FOR RECALCULATION OF THE SURVEY WORK WAS PERFORMED BY THE SURVEYOR FOR LOTS 18, 20 FROM TO INSUREANCE OF A BUILDING PERMIT FOR THE LOT WITHIN THE PLAT.



I hereby certify that this plat and surveying documents were prepared and related survey work was performed by me or under my direct supervision and that I am a duly Licensed Professional Land Surveyor under the laws of the State of Iowa.
Travis A. Bennett, P.L.S.
Iowa License Number 17182
Date: 4/21/20

Pages or sheets covered by the plat: SHEETS 1 OF 3 AND 2 OF 3 AND 3 OF 3

SURVEYOR AND ENGINEER

TRAVIS A. BENNETT, P.L.S.
1000 WEST 1ST ST
CLARK COUNTY, IOWA 50242
P.O. BOX 754 - 18 E. MAIN STREET
MARSHALLTOWN, IOWA 52558
(817)762-0701

ZONING INFORMATION:

CURRENT: PLANNED DEVELOPMENT

SURVEY REQUESTED BY:

SEAYON HILL RESIDE LLC
4123 HWY 87TH PL
POLK CITY, IA 50229

OWNERS OF RECORD

SEAYON HILL RESIDE LLC

TRACT/OUTLET SUMMARY:

TRACT 'A' TRACT PLAT 'N'
TRACT 'B' TRACT PLAT 'N'
OUTLOT 'C' STORM WATER MANAGEMENT
OUTLOT 'D' STORM WATER MANAGEMENT
OUTLOT 'E' STORM WATER MANAGEMENT
OUTLOT 'F' STORM WATER MANAGEMENT

LEGAL DESCRIPTION

COUNTY AUDITORS PARCEL LETTERS 'A' AS SURVEYED IN COUNTY RECORDERS SURVEY CABINET 118A PAGE 18 LOCATED IN THE PRAGMATIC NORTHWEST QUARTER PRIMA OF SECTION SEVEN (7), TOWNSHIP SEVENTEENTH (17) N. RANGE TWENTY-NINE (29) WEST OF THE 5TH E.M. RANGE OF CORNERSHIP OF COUNTY OF WEBSTER HAMILTON COUNTY, IOWA. CONTAINING 1855 ACRES TOTAL SUBJECT TO ENCUMBRANCES OF RECORD.

SHEET INDEX

SHEET 1 TITLE SHEET, LOT TABLE, LOCAL DESCRIPTION, NOTES
SHEET 2 FINAL PLAT (LOTS 1-17)
SHEET 3 FINAL PLAT (LOTS 18-34)

FLOODPLAIN:

ZONE X PER NFP FORM MAP NUMBER 18703C-100 EFFECTIVE DECEMBER 17, 2016.
PREPARED DATE: APRIL 20, 2020

LEGEND:

- ▲ GOVERNMENT CORNER MONUMENT FOUND
- ▲ GOVERNMENT CORNER MONUMENT SET
- 1/2" x 3/8" REBAR W/ ORANGE PLASTIC ID CAP #17182
- PARCEL OR LOT CORNER MONUMENT FOUND
- 1/2" x 3/8" REBAR W/ ORANGE PLASTIC ID CAP #17182 UNLESS OTHERWISE NOTED
- SET 1/2" x 3/8" REBAR W/ ORANGE PLASTIC ID CAP #17182
- () RECORDED AS
- PVE PUBLIC UTILITY EASEMENT

NOTE:

ALL BEARINGS ARE THE RESULT OF G.P.S. OBSERVATIONS USING IOWA STATE PLUMB (PROBOL NORTH ZONE).
FOR THE PURPOSES OF THIS SURVEY, THE EAST LINE OF THE PRAGMATIC NORTH ONE-HALF OF THE PRAGMATIC NORTHWEST QUARTER WAS DETERMINED TO BEAN SOUTH 07°11'2" WEST BASED ON GPS OBSERVATIONS.

THE ERROR OF CLOSURE FOR THE SUBMERSON BOUNDARY IS LESS THAN 10,000 AND THE ERROR OF CLOSURE ON THE LOTS IS LESS THAN FLOOD.

LYNX DEVELOPMENT WEBSTER CITY, IOWA

FINAL PLAT

NO.	REVISION	DATE	BY	DATE	DATE	DATE

CCGA
Cedar Rapids Chapter American Land Surveyors Association
1000 WEST 1ST ST
CLARK COUNTY, IOWA 50242
(817)762-0701



Curve Table

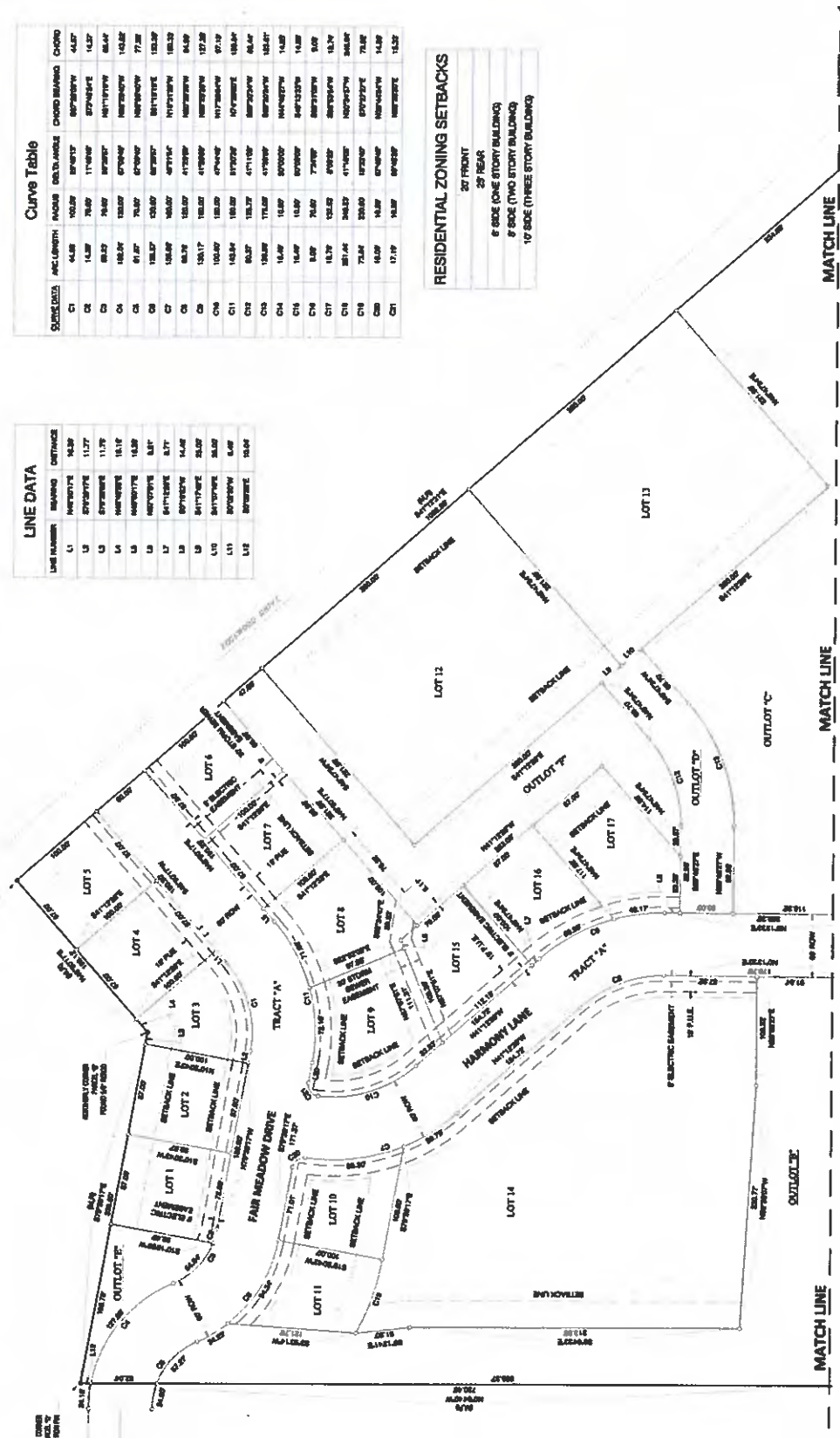
SUBSECT	ARC LENGTH	FACE	DELTA/ANGLE	CHORD BEARING	CHORD
C1	14.50	105.00	89°52'30"	S89°52'30"W	44.57
C2	14.50	74.00	117°00'	S74°00'00"W	14.57
C3	18.50	74.00	89°52'30"	N89°52'30"W	68.44
C4	18.50	74.00	89°52'30"	N89°52'30"W	14.57
C5	18.50	74.00	89°52'30"	N89°52'30"W	77.28
C6	18.50	74.00	89°52'30"	N89°52'30"W	18.50
C7	18.50	74.00	89°52'30"	N89°52'30"W	18.50
C8	18.50	74.00	89°52'30"	N89°52'30"W	18.50
C9	18.50	74.00	89°52'30"	N89°52'30"W	18.50
C10	18.50	74.00	89°52'30"	N89°52'30"W	18.50
C11	18.50	74.00	89°52'30"	N89°52'30"W	18.50
C12	18.50	74.00	89°52'30"	N89°52'30"W	18.50
C13	18.50	74.00	89°52'30"	N89°52'30"W	18.50
C14	18.50	74.00	89°52'30"	N89°52'30"W	18.50
C15	18.50	74.00	89°52'30"	N89°52'30"W	18.50
C16	18.50	74.00	89°52'30"	N89°52'30"W	18.50
C17	18.50	74.00	89°52'30"	N89°52'30"W	18.50
C18	18.50	74.00	89°52'30"	N89°52'30"W	18.50
C19	18.50	74.00	89°52'30"	N89°52'30"W	18.50
C20	18.50	74.00	89°52'30"	N89°52'30"W	18.50
C21	18.50	74.00	89°52'30"	N89°52'30"W	18.50

LINE DATA

LINE NUMBER	BEARING	DISTANCE
L1	S89°52'30"W	18.50
L2	S89°52'30"W	11.77
L3	S89°52'30"W	11.77
L4	S89°52'30"W	18.50
L5	S89°52'30"W	18.50
L6	S89°52'30"W	18.50
L7	S89°52'30"W	18.50
L8	S89°52'30"W	18.50
L9	S89°52'30"W	18.50
L10	S89°52'30"W	18.50
L11	S89°52'30"W	18.50
L12	S89°52'30"W	18.50

RESIDENTIAL ZONING SETBACKS

20' FRONT
20' REAR
5' SIDE (ONE STORY BUILDING)
5' SIDE (TWO STORY BUILDING)
10' SIDE (THREE STORY BUILDING)



FINAL PLAN

LYNX DEVELOPMENT
WEBSTER CITY, IOWA

DATE: _____ BY: _____



DESIGNED BY: _____

APPROVED BY: _____

CCG

SCALE: _____

67 of 132



CURVE DATA

CURVE DATA	ARC LENGTH	RADIUS	DELTA ANGLE	CHORD BEARING	CHORD
C1	44.89	100.00	87.971°	87.970879°	44.87
C2	14.29	70.00	11.749°	87.970416°	14.27
C3	88.32	70.00	87.972°	107.10109°	88.34
C4	102.00	100.00	87.972°	108.76104°	102.00
C5	81.67	70.00	87.972°	108.76104°	71.88
C6	128.07	100.00	87.972°	107.10109°	128.09
C7	108.00	100.00	87.972°	108.76104°	108.00
C8	88.18	100.00	87.972°	108.76104°	88.19
C9	128.17	100.00	87.972°	108.76104°	128.19
C10	102.00	100.00	87.972°	107.10109°	102.00
C11	102.00	100.00	87.972°	107.10109°	102.00
C12	82.37	100.00	87.972°	107.10109°	82.38
C13	128.07	100.00	87.972°	108.76104°	128.07
C14	108.00	100.00	87.972°	108.76104°	108.00
C15	108.00	100.00	87.972°	108.76104°	108.00
C16	88.18	100.00	87.972°	108.76104°	88.18
C17	108.00	100.00	87.972°	108.76104°	108.00
C18	108.00	100.00	87.972°	108.76104°	108.00
C19	108.00	100.00	87.972°	108.76104°	108.00
C20	108.00	100.00	87.972°	108.76104°	108.00
C21	108.00	100.00	87.972°	108.76104°	108.00
C22	108.00	100.00	87.972°	108.76104°	108.00
C23	108.00	100.00	87.972°	108.76104°	108.00
C24	108.00	100.00	87.972°	108.76104°	108.00
C25	108.00	100.00	87.972°	108.76104°	108.00
C26	108.00	100.00	87.972°	108.76104°	108.00
C27	108.00	100.00	87.972°	108.76104°	108.00
C28	108.00	100.00	87.972°	108.76104°	108.00
C29	108.00	100.00	87.972°	108.76104°	108.00
C30	108.00	100.00	87.972°	108.76104°	108.00
C31	108.00	100.00	87.972°	108.76104°	108.00
C32	108.00	100.00	87.972°	108.76104°	108.00
C33	108.00	100.00	87.972°	108.76104°	108.00
C34	108.00	100.00	87.972°	108.76104°	108.00
C35	108.00	100.00	87.972°	108.76104°	108.00
C36	108.00	100.00	87.972°	108.76104°	108.00
C37	108.00	100.00	87.972°	108.76104°	108.00
C38	108.00	100.00	87.972°	108.76104°	108.00
C39	108.00	100.00	87.972°	108.76104°	108.00
C40	108.00	100.00	87.972°	108.76104°	108.00
C41	108.00	100.00	87.972°	108.76104°	108.00
C42	108.00	100.00	87.972°	108.76104°	108.00
C43	108.00	100.00	87.972°	108.76104°	108.00
C44	108.00	100.00	87.972°	108.76104°	108.00
C45	108.00	100.00	87.972°	108.76104°	108.00
C46	108.00	100.00	87.972°	108.76104°	108.00
C47	108.00	100.00	87.972°	108.76104°	108.00
C48	108.00	100.00	87.972°	108.76104°	108.00
C49	108.00	100.00	87.972°	108.76104°	108.00
C50	108.00	100.00	87.972°	108.76104°	108.00
C51	108.00	100.00	87.972°	108.76104°	108.00
C52	108.00	100.00	87.972°	108.76104°	108.00
C53	108.00	100.00	87.972°	108.76104°	108.00
C54	108.00	100.00	87.972°	108.76104°	108.00
C55	108.00	100.00	87.972°	108.76104°	108.00
C56	108.00	100.00	87.972°	108.76104°	108.00
C57	108.00	100.00	87.972°	108.76104°	108.00
C58	108.00	100.00	87.972°	108.76104°	108.00
C59	108.00	100.00	87.972°	108.76104°	108.00
C60	108.00	100.00	87.972°	108.76104°	108.00
C61	108.00	100.00	87.972°	108.76104°	108.00
C62	108.00	100.00	87.972°	108.76104°	108.00
C63	108.00	100.00	87.972°	108.76104°	108.00
C64	108.00	100.00	87.972°	108.76104°	108.00
C65	108.00	100.00	87.972°	108.76104°	108.00
C66	108.00	100.00	87.972°	108.76104°	108.00
C67	108.00	100.00	87.972°	108.76104°	108.00
C68	108.00	100.00	87.972°	108.76104°	108.00
C69	108.00	100.00	87.972°	108.76104°	108.00
C70	108.00	100.00	87.972°	108.76104°	108.00
C71	108.00	100.00	87.972°	108.76104°	108.00
C72	108.00	100.00	87.972°	108.76104°	108.00
C73	108.00	100.00	87.972°	108.76104°	108.00
C74	108.00	100.00	87.972°	108.76104°	108.00
C75	108.00	100.00	87.972°	108.76104°	108.00
C76	108.00	100.00	87.972°	108.76104°	108.00
C77	108.00	100.00	87.972°	108.76104°	108.00
C78	108.00	100.00	87.972°	108.76104°	108.00
C79	108.00	100.00	87.972°	108.76104°	108.00
C80	108.00	100.00	87.972°	108.76104°	108.00
C81	108.00	100.00	87.972°	108.76104°	108.00
C82	108.00	100.00	87.972°	108.76104°	108.00
C83	108.00	100.00	87.972°	108.76104°	108.00
C84	108.00	100.00	87.972°	108.76104°	108.00
C85	108.00	100.00	87.972°	108.76104°	108.00
C86	108.00	100.00	87.972°	108.76104°	108.00
C87	108.00	100.00	87.972°	108.76104°	108.00
C88	108.00	100.00	87.972°	108.76104°	108.00
C89	108.00	100.00	87.972°	108.76104°	108.00
C90	108.00	100.00	87.972°	108.76104°	108.00
C91	108.00	100.00	87.972°	108.76104°	108.00
C92	108.00	100.00	87.972°	108.76104°	108.00
C93	108.00	100.00	87.972°	108.76104°	108.00
C94	108.00	100.00	87.972°	108.76104°	108.00
C95	108.00	100.00	87.972°	108.76104°	108.00
C96	108.00	100.00	87.972°	108.76104°	108.00
C97	108.00	100.00	87.972°	108.76104°	108.00
C98	108.00	100.00	87.972°	108.76104°	108.00
C99	108.00	100.00	87.972°	108.76104°	108.00
C100	108.00	100.00	87.972°	108.76104°	108.00

LINE DATA

LINE NUMBER	BEARING	DISTANCE
L1	N89°51'17"E	18.00
L2	S77°20'11"E	11.77
L3	S77°20'11"E	11.78
L4	N89°51'17"E	18.00
L5	N89°51'17"E	18.00
L6	N89°51'17"E	18.00
L7	S81°18'59"E	6.37
L8	S81°18'59"E	14.48
L9	S81°18'59"E	28.00
L10	S81°18'59"E	28.00
L11	S81°18'59"E	28.00
L12	S81°18'59"E	28.00
L13	S81°18'59"E	28.00
L14	S81°18'59"E	28.00
L15	N89°51'17"E	22.00
L16	N89°51'17"E	18.00

FINAL PLAT

LYNX DEVELOPMENT
WEBSTER CITY, IOWA

PROJECT NO. _____ DATE _____
 DRAWN BY _____ CHECKED BY _____
 DATE _____ DATE _____
 APPROVED BY _____

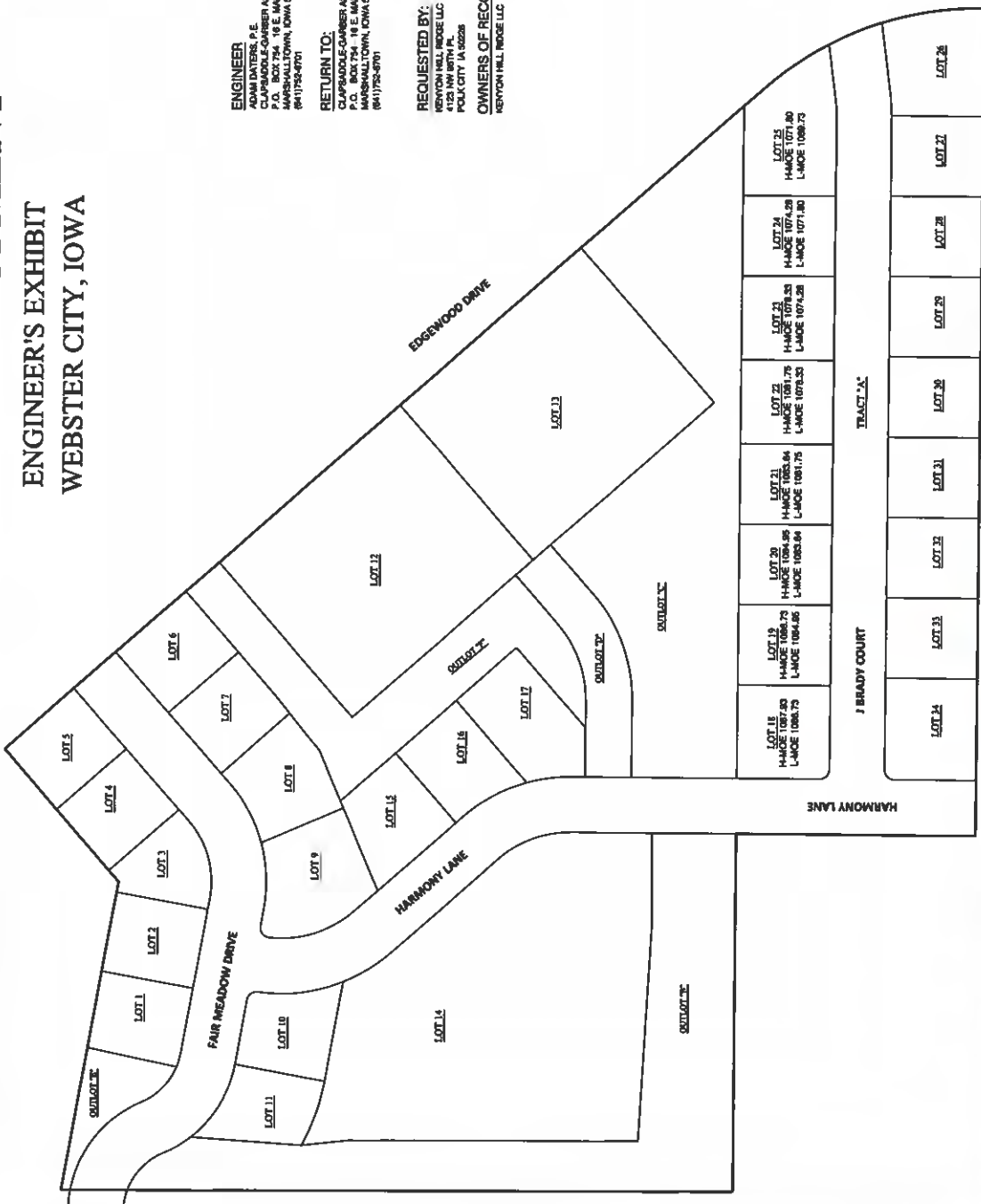
CGA

68 of 132

LYNX DEVELOPMENT

ENGINEER'S EXHIBIT

WEBSTER CITY, IOWA



ENGINEER
CLAYTON GARNER, P.E.
 CLAYTON GARNER ASSOCIATES
 P.O. BOX 794, 19 E. MAIN STREET
 MARSHALLTOWN, IOWA 50158
 (841)752-8701

RETURN TO:
 CLAYTON GARNER ASSOCIATES
 19 E. MAIN STREET
 MARSHALLTOWN, IOWA 50158
 (841)752-8701

REQUESTED BY:
 HENYON HILL INDOE LLC
 4123 NW 10TH PL.
 POLK CITY, IA 50228

OWNERS OF RECORD:
 HENYON HILL INDOE LLC

LOCATION
 LOCATED IN THE FRACTIONAL NORTHWEST QUARTER (SEWAGE) OF SECTION SEVEN (7), TOWNSHIP EIGHTY-EIGHT (88) NORTH, RANGE TWENTY-FIVE (25) WEST OF THE 5TH P.M. RANGE WITHIN THE CITY OF WEBSTER CITY, HAMILTON COUNTY, IOWA.

NOTE:

- REFER TO RECORDED FINAL PLAN FOR SURVEY INFORMATION.
- H-MADE = HIGH SIDE MINIMUM OPENING ELEVATION
- L-MADE = LOW SIDE MINIMUM OPENING ELEVATION
- HOMEBUILDER SHALL STILL BE RESPONSIBLE FOR MAINTAINING PROPER GRADE AND DRAINAGE AWAY FROM BUILDING.
- PROPERTIES SHALL MAINTAIN POSITIVE DRAINAGE AWAY FROM BUILDING.



I hereby certify that this engineering document was prepared by me or under my direct supervision and that I am a duly Licensed Professional Engineer under the laws of the State of Iowa.

Clayton Garner
 04-09-2020
 Date

18579
 License Number 18579
 My license expires on 12/31/2028

Pages of sheets covered by this seal: THIS SHEET

NO.	REVISION	BY	DATE	NO.	REVISION	BY	DATE



DESIGNED	DATE	CHECKED	DATE	APPROVED	DATE

Graphic Scale: 1" = 40'

1/2" = 20'

3/4" = 30'

1" = 40'

LYNX DEVELOPMENT

WEBSTER CITY, IOWA

ENGINEER'S EXHIBIT



WEBSTER
CITY

MEMORANDUM

TO: D. Jeffrey Sheridan, City Manager
Mayor and Council

FROM: Ken Wetzler, Public Works Director

DATE: April 14, 2020

RE: 748 Second Street Alley Portion Property Acquisition

SUMMARY: The acquisition of a triangle portion (shown in gray on attached agreement) of the alley behind 748 Second Street is in exchange for concrete work to be performed (shown as cross hatched on attached agreement). The property is desired to accommodate semi-truck turning radius into the alley from Prospect Street, thus allowing semi-trucks servicing the Freeman Journal truck dock facing Des Moines Street.

PREVIOUS COUNCIL ACTION: The City Council authorized the Mayor and City Attorney to acquire the property.

BACKGROUND/DISCUSSION: The main focus of this property acquisition is to allow Freeman Journal semi-trucks the ability to navigate the Prospect Street Alley intersection just south of Second Street.

Semi-truck access to the Freeman Journal loading dock issue resurfaced with Thrifty White Pharmacy opening on the corner of Broadway and Second Street. Prior Thrifty White Pharmacy trucks entered the alley at Broadway. Since the opening of the Thrifty White Pharmacy semi-trucks entered the alley via the Yes Way gas station parking lot. Presently, with Second Street under construction semi-trucks access the alley from Beach Street.

Several options were looked at from allowing semi-trucks on Des Moines Street to coming through the 700 Block First Street Parking Lot. The option of trucks entering the Second Street south alley on Prospect Street presented the most viable long-term solution.

FINANCIAL IMPLICATIONS: The City is acquiring this property in exchange for concrete work to be performed with an estimated cost of \$10-15,000.00 plus associated fees.

RECOMMENDATION: Approve and authorize the Resolution with Blakes's Auto Repair.

ALTERNATIVES: Council could choose not to approve the purchase and possibly acquire at a later date at a higher cost.

CITY MANAGER COMMENTS: I agree with the recommendation of the Public Works Director.

RESOLUTION NO. 2020 -

**AUTHORIZING AND APPROVING EXECUTION OF AN
OFFER FOR REAL ESTATE AGREEMENT BETWEEN THE
CITY OF WEBSTER CITY, IOWA AND
BLAKE'S AUTO REPAIR, LLC, WEBSTER CITY, IOWA**

WHEREAS, Blake's Auto Repair, has offered to sell the City of Webster City part of Lot 1, Block 97, Dubuque and Pacific Addition to Webster City, Iowa; and,

WHEREAS, the property which is proposed to be sold to the City of Webster City is situated in a C-2 (Central Business) District and described as follows to-wit:

A Part of Lot 1, Block 97, Dubuque and Pacific Addition to Webster City, Iowa, an Official Plat, now included in and forming a party of the City of Webster City, Hamilton County, Iowa and described as follows:

Commencing at the Northeast Corner of Lot 12, Block 109 of said Dubuque and Pacific Addition to Webster City, Iowa; thence North 0°47'09" West along the East line of said Block 109, a distance of 16.50 feet; thence North 89°56'07" East, 66.00 feet to the Southwest corner of said Lot 1 and to the point of beginning; thence North 0°47'09" West along the West line of said Lot 1, a distance of 13.00 feet; thence South 78°35'58" East, 65.48 feet to the South line of said Lot 1; thence South 89°56'54" West along said South line, 64.01 feet to the point of beginning and containing 0.01 acres (416 S.F.). Property subject to any and all easements of record.

WHEREAS, Buyer agrees to purchase the real estate from the Sellers on or before April 29, 2020, at the agreed upon purchase agreement; and,

WHEREAS, a Quit Claim Deed Agreement between the City and Blake's Auto Repair has been prepared and presented to the City Council to authorize its execution and approve said offer.

NOW THEREFORE BE IT RESOLVED by the City Council of the City of Webster City, Iowa, as follows:

Section 1. The Offer for Real Estate Agreement has been reviewed by the City Attorney and is presented to the City Council, and is hereby approved and the Mayor and City Clerk are hereby authorized and directed to execute the said document on behalf of the City.

Section 2. This Resolution, together with the Quit Claim Deed Agreement, shall be effective immediately following its approval and execution.

Passed and adopted this 20th day of April, 2020.

CITY OF WEBSTER CITY, IOWA

John Hawkins, Mayor

ATTEST:

Karyl K. Bonjour, City Clerk

PURCHASE AGREEMENT

TO: Blake's Auto Repair, LLC, an Iowa Limited Liability Company (SELLERS)

The undersigned BUYERS hereby offer to buy and the undersigned SELLERS by their acceptance agree to sell the real property situated in Hamilton County, Iowa, legally described as:

A Part of Lot 1, Block 97, Dubuque and Pacific Addition to Webster City, Iowa, an Official Plat, now included in and forming a party of the City of Webster City, Hamilton County, Iowa and described as follows:

Commencing at the Northeast Corner of Lot 12, Block 109 of said Dubuque and Pacific Addition to Webster City, Iowa; thence North 0°47'09" West along the East line of said Block 109, a distance of 16.50 feet; thence North 89°56'07" East, 66.00 feet to the Southwest corner of said Lot 1 and to the point of beginning; thence North 0°47'09" West along the West line of said Lot 1, a distance of 13.00 feet; thence South 78°35'58" East, 65.48 feet to the South line of said Lot 1; thence South 89°56'54" West along said South line, 64.01 feet to the point of beginning and containing 0.01 acres (416 S.F.). Property subject to any and all easements of record.

together with any easements and appurtenant servient estates, but subject to any reasonable easements of record for public utilities or roads, any zoning restrictions, customary restrictive covenants and mineral reservations of record, if any, herein referred to as the "Property," upon the following terms and conditions provided BUYERS, on possession, are permitted to use the Property for residential purposes:

1. PURCHASE PRICE. The Purchase Price shall be \$0.00 and the method of payment shall be as follows: (See Paragraph 11)

2. POSSESSION AND CLOSING. If BUYERS timely perform all obligations, possession of the Property shall be delivered to BUYERS on or before April 2020. Closing shall occur after approval of title by buyers' attorney and vacation of the Property by SELLERS, but prior to possession by BUYERS. This transaction shall be considered closed upon the filing of title transfer documents and receipt of all funds then due at closing from BUYERS under the Agreement.

3. CONDITION OF PROPERTY. The property as of the date of this Agreement including buildings, grounds, and all improvements will be preserved by the SELLERS in its present condition until possession, ordinary wear and tear excepted.

4. SURVEY. BUYERS may, at BUYERS' expense prior to closing, have the property surveyed and certified by a Registered Land Surveyor. If the survey shows any encroachment on the Property or if any improvements located on the Property encroach on lands of others, the encroachments shall be treated as a title defect. If the survey is required under Chapter 354, SELLERS shall pay the cost thereof.

5. ENVIRONMENTAL MATTERS. (a) SELLERS warrant to the best of their knowledge and belief that there are no abandoned wells, solid waste disposal sites, hazardous wastes or substances, or underground storage tanks located on the Property, the Property does not contain levels of radon gas, asbestos or urea-formaldehyde foam insulation which require

remediation under current governmental standards, and SELLERS have done nothing to contaminate the Property with hazardous wastes or substances. SELLERS warrant that the Property is not subject to any local, state, or federal judicial or administrative action, investigation or order, as the case may be, regarding wells, solid waste disposal sites, hazardous wastes or substances, or underground storage tanks. SELLERS shall also provide BUYERS with a properly executed GROUNDWATER HAZARD STATEMENT showing no wells, private burial sites, solid waste disposal sites, private sewage disposal system, hazardous waste and underground storage tanks on the Property unless disclosed here:

6. DEED. Upon payment of the purchase price, SELLERS shall convey the Property to BUYERS by Corporate Warranty Deed, free and clear of all liens, restrictions, and encumbrances except as provided in this Agreement. General warranties of title shall extend to the time of delivery of the deed excepting liens or encumbrances suffered or permitted by BUYERS.

7. REMEDIES OF THE PARTIES. A. If BUYERS fail to timely perform this Agreement, SELLERS may forfeit it as provided in the Iowa Code (Chapter 656), and all payments made shall be forfeited; or, at SELLERS' option, upon thirty days written notice of intention to accelerate the payment of the entire balance because of BUYERS' default (during which thirty days the default is not corrected), SELLERS may declare the entire balance immediately due and payable. Thereafter this agreement may be foreclosed in equity and the Court may appoint a receiver.

B. If SELLERS fail to timely perform this Agreement, BUYERS have the right to have all payments made returned to them, including for any expenses of BUYERS having paid.

C. BUYERS and SELLERS are also entitled to utilize any and all other remedies or actions at law or in equity available to them and shall be entitled to obtain judgment for costs and attorney fees as permitted by law.

8. NOTICE. Any notice under this Agreement shall be in writing and be deemed served when it is delivered by personal delivery or by certified mail return receipt requested, addressed to the parties at the address given below.

9. CERTIFICATION. Buyers and Sellers each certify that they are not acting, directly or indirectly, for or on behalf of any person, group, entity or nation named by any Executive Order or the United States Treasury Department as a terrorist, "Specially Designated National and Blocked Person" or any other banned or blocked person, entity, nation or transaction pursuant to any law, order, rule or regulation that is enforced or administered by the Office of Foreign Assets Control; and are not engaged in this transaction, directly or indirectly on behalf of, any such person, group, entity or nation. Each party hereby agrees to defend, indemnify and hold harmless the other party from and against any and all claims, damages, losses, risks, liabilities and expenses (including attorney's fees and costs) arising from or related to my breach of the foregoing certification.

10. GENERAL PROVISIONS. In the performance of each part of this Agreement, time shall be of the essence. Failure to promptly assert rights herein shall not, however, be a waiver of such rights or a waiver of any existing or subsequent default. This Agreement shall apply to and bind the successors in interest of the parties. This Agreement shall survive the closing. Paragraph headings are for convenience of reference and shall not limit or affect the meaning of this Agreement. Words and phrases herein shall be construed as in the singular or plural number, and

as masculine, feminine or neuter gender according to the context.

11. ADDITIONAL PROVISIONS: (check if applicable)

[X] A. NO REAL ESTATE AGENT OR BROKER. Neither party has used the services of a real estate agent or broker in connection with this transaction. Each party agrees to indemnify and save harmless the other party from and against all claims, costs, liabilities and expense (including court costs and reasonable attorney's fees) incurred by the other party as a result of a breach of this representation, which shall survive closing.

[X] B. CONCRETE WORK AS CONSIDERATION. The consideration, as part of this Agreement, is that BUYERS herein agree to place new concrete on the portion of SELLERS property as shown by the attached document, at BUYERS' expense. Said concrete work shall consist of (1) tearing out of existing concrete, (2) placing of 4" of subbase, and (3) placing of 6" of concrete to slope to the South. Any additional costs resulting from said concrete work shall be the responsibilities of SELLERS. Said Concrete work shall be completed within six (6) months of closing of this purchase.

ACCEPTANCE. When accepted, this Agreement shall become a binding contract.


City of Webster City, Iowa, (BUYERS)
a Municipal Corporation
By: John Hawkins, Mayor
Address: 400 Second Street
Webster City, Iowa 50595
Telephone: (515) 832-9141

Date

ATTEST:

City of Webster City, Iowa,
A Municipal Corporation
By: Karyl Bonjour, City Clerk

Date

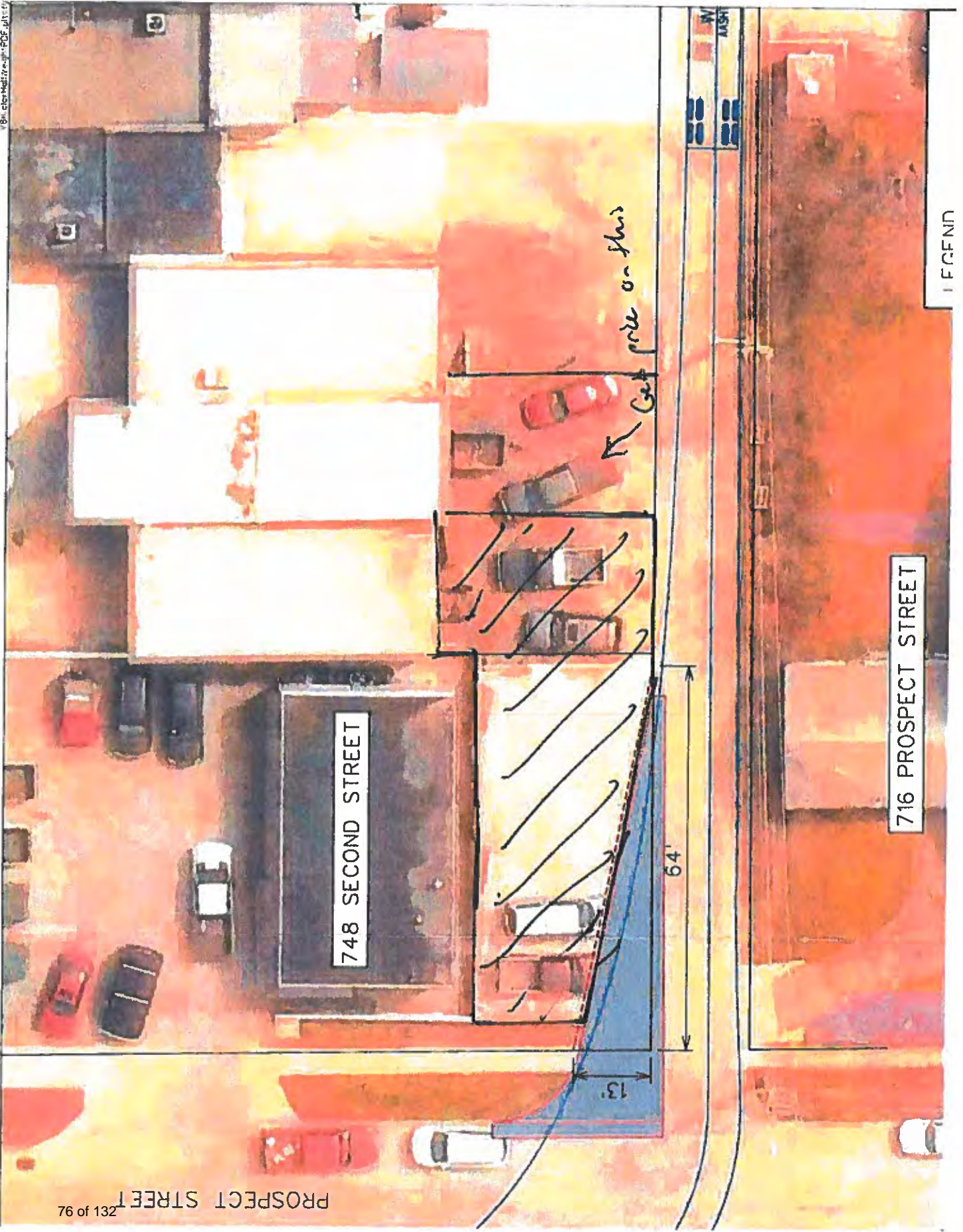


Blake's Auto Repair, LLC (SELLERS)
By: Pat Blake, Manager
738 2nd Street, Webster City, Iowa 50595

4-13-20

Date

EIN: 47-5112260



INDEX LEGEND

SURVEYOR'S NAME / RETURN TO:
 TERRY COADY
 SNYDER & ASSOCIATES, INC.
 2727 SW SNYDER BOULEVARD
 ANKENY, IOWA 50023
 515-964-2020
 TLCOADY@SNYDER-ASSOCIATES.COM
 SERVICE PROVIDED BY:
 SNYDER & ASSOCIATES, INC.
 SURVEY LOCATED:
 PT LOT 1, BLOCK 97
 DUBUQUE AND PACIFIC ADDITION
 TO WEBSTER CITY, IOWA
 SECTION 01, TOWNSHIP 88N, RANGE 26W
 REQUESTED BY:
 CITY OF WEBSTER CITY

ACQUISITION PLAT

DESCRIPTION:

A PART OF LOT 1, BLOCK 97, DUBUQUE AND PACIFIC ADDITION TO WEBSTER CITY, IOWA, AN OFFICIAL PLAT, NOW INCLUDED IN AND FORMING A PART OF THE CITY OF WEBSTER CITY, HAMILTON COUNTY, IOWA AND DESCRIBED AS FOLLOWS:

COMMENCING AT THE NORTHEAST CORNER OF LOT 12, BLOCK 109 OF SAID DUBUQUE AND PACIFIC ADDITION TO WEBSTER CITY, IOWA; THENCE NORTH 0°47'09" WEST ALONG THE EAST LINE OF SAID BLOCK 109, A DISTANCE OF 16.50 FEET; THENCE NORTH 89°56'07" EAST, 66.00 FEET TO THE SOUTHWEST CORNER OF SAID LOT 1 AND TO THE POINT OF BEGINNING; THENCE NORTH 0°47'09" WEST ALONG THE WEST LINE OF SAID LOT 1, A DISTANCE OF 13.00 FEET; THENCE SOUTH 78°35'58" EAST, 65.48 FEET TO THE SOUTH LINE OF SAID LOT 1; THENCE SOUTH 89°56'54" WEST ALONG SAID SOUTH LINE, 64.01 FEET TO THE POINT OF BEGINNING AND CONTAINING 0.01 ACRES (416 S.F.).

PROPERTY SUBJECT TO ANY AND ALL EASEMENTS OF RECORD.

DATE OF SURVEY

09-26-2019

OWNER

ECKHOFF LLC

NOTE


IN SITUATIONS WHERE THE ACQUISITION PLAT SHOWS SETTING A 1/2" REBAR, YELLOW PLASTIC CAP #18643 AND THE EXISTING CONDITIONS WILL NOT ALLOW THIS TYPE OF MONUMENT, A CUT "X" WILL BE SET IN CONCRETE OR A "MAG" NAIL WILL BE SET IN ASPHALT.

BASIS OF BEARING

THE EAST LINE OF BLOCK 109 OF DUBUQUE AND PACIFIC ADDITION TO WEBSTER CITY, IOWA WAS ASSUMED TO BEAR NORTH 0°47'09" WEST.

LEGEND

Survey	Found	Set
Section Corner	▲	△
1/2" Rebar, Yellow Plastic Cap #18643 (Unless Otherwise Noted)	●	○
ROW Rail	≡	
Calculated Point	+	
Platted Distance	P	
Measured Bearing & Distance	M	
Recorded As	R	
Deed Distance	D	
Calculated Distance	C	
Centerline	---	
Section Line	---	
1/4 Section Line	---	
1/4 1/4 Section Line	---	
Easement Line	---	



I hereby certify that this land surveying document was prepared by me or under my direct personal supervision and that I am a duly licensed Professional Land Surveyor under the laws of the State of Iowa.

Terry Coady 4-13-2020
 Terry Coady, PLS Date
 License Number 18643
 My License Renewal Date is December 31, 2021
 Pages or sheets covered by this seal:

WEBSTER CITY: PROSPECT STREET

SHEET 1 OF 2

PARCEL 1 - ECKHOFF LLC

PN: 1200071

FLD BK: 705B PG: 1

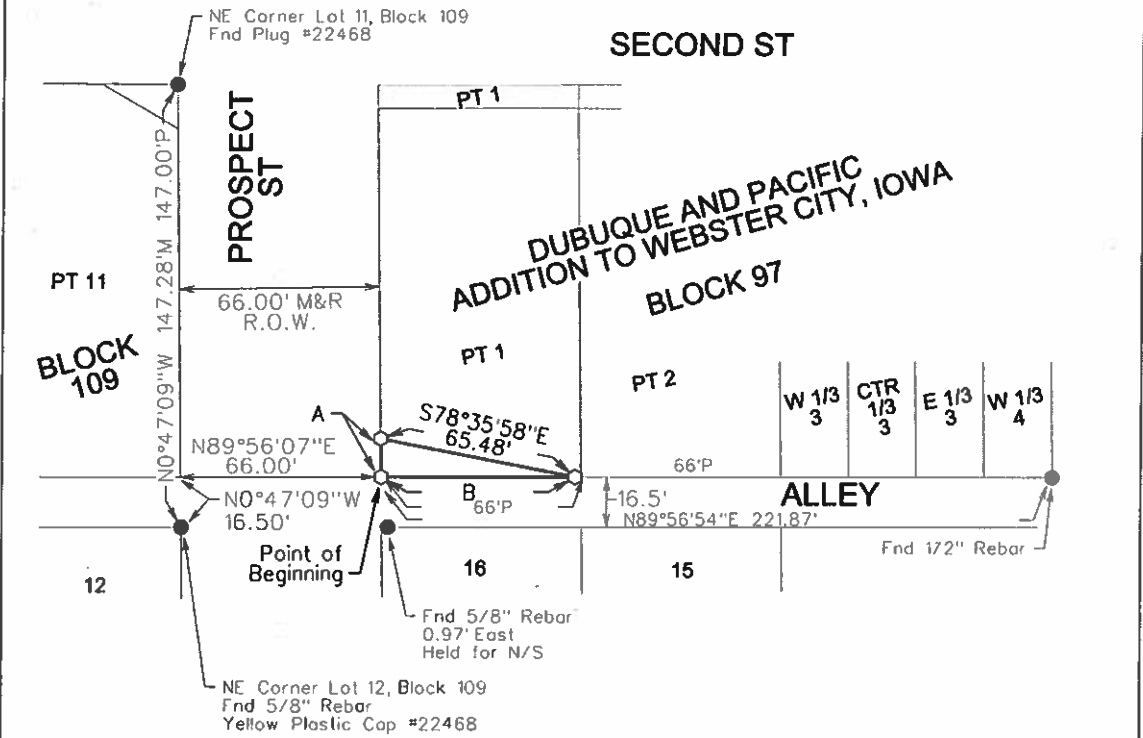
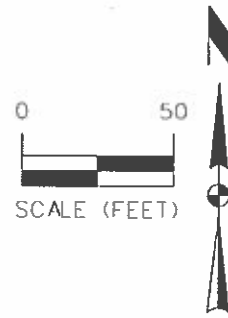


2727 S.W. SNYDER BLVD.
 ANKENY, IA 50023 (515) 964-2020

DATE: 2/14/20

PW/TECH: TLC/JDP

ACQUISITION PLAT



WEBSTER CITY: PROSPECT STREET

PARCEL 1 - EEKHOFF LLC

SHEET 2 OF 2

PN: 1200071

FLD BK: 705B PG: 1

DATE: 2/14/20

PMTECH: TLC/JDP



2727 S.W. SNYDER BLVD.
ANKENY, IA 50023 (515) 984-2020

MEMORANDUM

TO: City Manager
Mayor and City Council

FROM: Lindsay Henderson, Community Vitality Director

DATE: April 20th, 2020

RE: Marketing Web Site

SUMMARY: The Council is asked to determine whether to continue the marketing agreement with OHP Marketing for a 4th year.

PREVIOUS COUNCIL ACTION: The City elected to continue with the Marketing agreement in April of 2019.

BACKGROUND/DISCUSSION: The Welcome Home Hamilton County website and marketing campaign was initiated in May of 2017 with a partnership between the City of Webster City, the Webster City Chamber of Commerce, and the Hamilton County Supervisors. The goal of the site and marketing campaign is to attract new residents to our county.

The first year of the agreement included the website development at the cost of \$36,000 divided equally between the City, Chamber, and County. The following two years, the expense for the continuation of this agreement has been \$18,000 per year, again split evenly between the three parties. OHP solicited sponsorships from area businesses to pay for social media marketing. Only these businesses are featured on the Work Here page of the Welcome Home Hamilton County Iowa site.

To date, it is unknown whether the marketing effort has produced any results in terms of workforce attraction. The data analytics provided by OHM show that the majority of site visits last less than two minutes, with nearly 80% of site visits resulting in “bounces” where visitors exit immediately upon landing on the site. Please see attached documents for terms of agreement and data analytics.

FINANCIAL IMPLICATIONS: \$500 per month.

RECOMMENDATION: After three years, it is the recommendation of the Community Vitality Director to discontinue the agreement with OHP Marketing. The \$6,000 per year of marketing expense can be redirected towards more effective marketing efforts in the future.

ALTERNATIVES: Continue agreement under proposed terms.

CITY MANAGER COMMENTS: I concur with the recommendation of the Community Vitality Director.



City Manager Webster City Ia <citymanager@webstercity.com>

Info for council

1 message

Kent Bailey <kent@ohpmarketingservices.com>

Thu, Apr 9, 2020 at 10:28 AM

To: Jeffrey Sheridan <citymanager@webstercity.com>, Doug Bailey <dbailey@hamiltoncounty.org>

Hi, Jeff

Doug asked me to send you some information about the Hamilton County Iowa-Welcome Home project for you to present to the council.

I have attached a brief overview for 2019. This shows Google Analytics Users, Pageviews, Top States and Devices. At the end of the report is the Facebook ad campaign for the same time period.

I believe the main talking points are;

- This campaign is a cooperative effort between The City of Webster City, Hamilton County and the Webster City Business & Industry group.
- The main purpose of the campaign is to create awareness and invite skilled labor to live and work in Hamilton County, Iowa
- The campaign began in late January 2018
- In 2019, over 33,000 unique users visited the website
- In 2019, over 840,000 people saw at least one of our Facebook ads
- In 2019, over 42,000 people clicked on a Facebook ad
- There are currently 6-sponsors on the website. All sponsorship money goes directly to the Facebook advertising budget

Please let me know if you have any questions, and thanks to the City for past and future support of this effort!

—
Kent Bailey
OHP Marketing Services
515-832-4484
Fax 1-866-762-9114
<https://ohpmarketingservices.com>
Facebook

This message (including any attachments) contains confidential information intended for a specific individual and purpose, and is protected by law. If you are not the intended recipient, you should delete this message immediately. Any disclosure, copying, or distribution of this message, or the taking of any action based on it, is strictly prohibited.

 2019 Analytics & Facebook HCWH.pdf
234K

2019 HCWH Website Activity

Jan 1, 2019 - Dec 31, 2019

All Users
100.00% Users

Report Tab

Campaign	Users	Pageviews
1. (not set)	33,324 % of Total: 99.74% (33,410)	54,145 % of Total: 100.00% (54,145)
	33,324 (100.00%)	54,145 (100.00%)

Rows 1 - 1 of 1

Aud Overview-Geo-Location-U.S.

Jan 1, 2019 - Dec 31, 2019

U.S. COUNTRY: United States

All Users
99.30% Sessions

Map Overlay

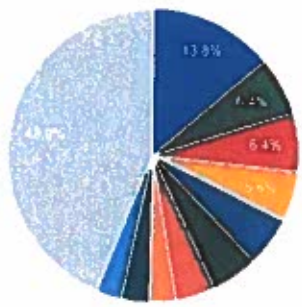
Summary



This data was filtered using an advanced filter.

Region	Sessions	% of Total
	37,772	99.30% (38,039)
1. Illinois	5,225	13.83%
2. Missouri	2,418	6.40%
3. California	2,412	6.39%
4. Texas	2,129	5.64%
5. Minnesota	2,036	5.39%
6. Iowa	1,958	5.18%
7. Florida	1,668	4.42%
8. Nebraska	1,156	3.06%
9. Tennessee	1,123	2.97%
0. Wisconsin	1,074	2.84%

Contribution to total: Sessions



Overview

All Users
100.00% Sessions

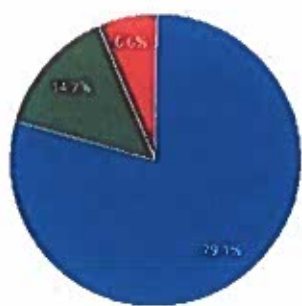
Jan 1, 2019 - Dec 31, 2019

Explorer

Summary

Device Category	Sessions	Sessions
	38,039 % of Total: 100.00% (38,039)	38,039 % of Total: 100.00% (38,039)
1. mobile	30,099	79.13%
2. tablet	5,419	14.25%
3. desktop	2,521	6.63%

Contribution to total: Sessions



2019 HCWH - Facebook - Campaign Results

Reach	Impressions	Link Clicks	Reporting Starts	Reporting Ends
840,017	2,335,736	42,333	1/1/2019	12/31/2019

Reach

The number of people who saw your ads at least once. Reach is different from impressions, which may include multiple views of your ads by the same people.

Impressions

The number of times your ads were on screen.

Link Clicks

The number of clicks on links within the ad that led to destinations or experiences, on or off Facebook.

Hamilton County, Iowa – Marketing Agreement

This agreement dated 5/1/17 is made between Hamilton County, the City of Webster City, Webster City ABI (Contractor) and OHP Marketing Services (Subcontractor). In consideration of mutual promises and covenants contained herein, the contractor and subcontractor agree as follows:

The Subcontractor shall provide the following services, completed during the 12-month period of 5/1/17 – 4/30/18.

Phase I – Construction

- **Website**
 - Website build/design
 - Content creation
- **Graphic Design**
 - Ad Creation
 - Social Media
 - Print
 - Video
- **Video**
 - Onsite filming & editing – each community
- **Photography**
 - Onsite photo shoot & editing – each community
- **Social Media Creation and Content**
- **Research**
 - SEO
 - Ad Targeting
- **Travel**
- **Meetings**

Phase II – Ongoing Management

- **Website**
 - Content Management
 - Updates
 - SEO
- **Social Media**
 - Content Management
 - Ad Creation & Tracking
- **Ads**
 - Social Media
 - Print
 - Video
- **Photography**
- **Business Video**
- **Research**
 - SEO
 - Ad Targeting
- **Travel**
- **Meetings**

OHP Marketing Services

The Contractor will:

- Assume responsibility for marketing, advertising and public relations direct expenses.
- Pay subcontractor \$3,000.00 per month invoiced on a monthly basis, shared equally between contractors.
- The WC ABI office will provide accounting services, including account receivables and payables for this project.

The initial term of the agreement shall be 12-months. Fees will be reviewed after the initial 12-month period, then annually if so requested by either party.

<u>Kurt Bailey</u>	<u>5/1/17</u>
For OHP Marketing Services	Date
<u>David Young</u>	<u>4/26/2017</u>
For Hamilton County	Date
<u>John Paul</u>	<u>4/17/2017</u>
For the City of Webster City	Date
<u>Joe Patton</u>	<u>5/1/2017</u>
For the Webster City ABI	Date

STATEMENT

April 1, 2020

**TO: City of Webster City
c/o City Clerk
400 Second Street
Webster City, Iowa 50595**

IN ACCOUNT WITH
HAMILTON COUNTY, IOWA

Hamilton County Iowa Welcome Home
Marketing Program April – June, 2020 \$ 1,500.00

TOTAL DUE \$ 1,500.00

**Make checks payable to: Hamilton County Auditor
Courthouse
2300 Superior Street, Suite 2
Webster City, IA 50595**

State of Iowa,
Hamilton County

I, the undersigned, do solemnly swear that the within account is just, reasonable and correct, and that no part thereof has been paid.



Hamilton County Auditor

MEMORANDUM

TO: D. Jeffrey Sheridan, City Manager
 Ken Wetzler, Public Works Director
 Mayor and Council

FROM: Brandon Bahrenfuss, Street Department Supervisor

DATE: April 15, 2020

RE: Digging/Trenching footing/foundation & pouring concrete for relocated East Shed

SUMMARY: We would like approval from council to accept low bid on the digging/trenching footings and pouring of concrete for the relocated east shed.

PREVIOUS COUNCIL ACTION: Council has approved the construction of our new Street Department building which will sit in very close proximity to our current east shed. Due to the location of this building we want to relocate it further south on our property. When approaching council on March 16, 2020 we were fully staffed and were able to assist with the project to keep costs down. Due to Covid-19 and staff rotations we are no longer able to assist as much as originally anticipated. With bids coming back over budget the first time and shortened staff we decided to send bids back out under different guidelines.

BACKGROUND/DISCUSSION: We were originally quoted at \$7,370 for the installation and forming a concrete footing/foundation with assistance from the Street Department for the relocated East Shed. With bids coming back over budget and shortened staff we decided to have the contractor take care of the entire project with little to no assistance from the Street Department. The original quote also asked for formed footings, we later found out this cost more than anticipated. Moving forward the quote states you can trench the footing; this should be faster and gain more interest as far as contractors bidding. This is also less labor intensive which in turn should save money. This was not the original plan, however with the recent changes due to Covid-19 we feel this is the best route moving forward. The contractor that currently has the east shed on wheels said he would leave the building on his rig until May 1 without charging us any more money. The timeline we created states the footings and walls must be completed by May 1, 2020 to eliminate additional fees from the building mover.

Bid deadline for this project was at 3:00 p.m. on Friday, April 17th. The following bids were received:

<u>Name and City, State of Contractor</u>	<u>Bid Amount</u>
Jensen Builders, Fort Dodge, Iowa	\$26,875.00
Habhab Construction Inc., Webster City, Iowa	\$17,750.00

FINANCIAL IMPLICATIONS: This will be absorbed through the operations budget of Road Use, Water Operations, and Sewer Operations. The cap from the original bid was \$10,000. The rough estimate I received from one contractor after these changes was \$15,000-\$16,000.

RECOMMENDATION: Council accept low bid for the digging/trenching of footings/foundation and pouring concrete for the relocated East Shed.

ALTERNATIVES: Council could reject any and all bids and rebid, or perform some of the service "in house". However, currently we don't have the staff to perform this service.

PUBLIC WORKS DIRECTOR COMMENTS: Recommend approval of the attached resolution to enter into an agreement with Habhab Construction Inc., 1221 3rd Street, Webster City, Iowa in the amount of \$17,750.00

CITY MANAGER COMMENTS: I concur with the recommendation of the Public Works Director.

RESOLUTION NO. 2020 - _____

**AWARDING CONTRACT FOR THE
STREET DEPARTMENT EAST SHED FOUNDATION PROJECT**

WHEREAS, pursuant to notice duly published in the manner and form prescribed by resolution of this Council and as required by law, bids and proposals were received by this Council for the Street Department East Shed Foundation Project: and,

WHEREAS, all of the said bids and proposals have been carefully considered, and it is necessary and advisable that provision be made for the award of the contract for the project.

NOW, THEREFORE, IT IS RESOLVED by the City Council of the City of Webster City, Iowa, as follows:

SECTION 1. The bid for the project submitted by the following contractor is fully responsive to the plans and specifications for the project, heretofore approved by the Council, and is the lowest responsible bid received, such bid being as follows:

<u>NAME AND ADDRESS OF CONTRACTOR</u>	<u>AMOUNT OF BID</u>
Habhab Construction Inc., 1221 3 rd Street, Webster City, Iowa	\$17,750.00

SECTION 2. The contract for the Project be and the same is hereby awarded to such contractor at the total estimated cost set out above, the final settlement to be made on the basis of the unit prices therein set out and the actual final quantities of each class of materials furnished, the said contract to be subject to the terms of the aforementioned resolution, the notice of hearing and letting, the plans and specifications and the terms of the bidder's written proposal.

SECTION 3. The Mayor and City Clerk are hereby authorized and directed to enter into a written contract with said contractor for the project.

BE IT FURTHER RESOLVED that said agreement is hereby approved upon being executed by both parties.

Passed and adopted this 20th day of April 2020.

John Hawkins, Mayor

ATTEST:

Karyl K. Bonjour, City Clerk

RESOLUTION NO. 2020 _____

RESOLUTION AUTHORIZING COUNCIL TO ESTABLISH A SMALL BUSINESS HARDSHIP LOAN PROGRAM WITH POSSIBLE FORGIVENESS AND TO AUTHORIZE THE ALLOCATION OF FUNDS TO SAID LOAN PROGRAM

WHEREAS, as a result of the COVID-19 pandemic that the world is currently facing, small businesses, including those located in Webster City, are currently facing unfortunate uncertainty.

WHEREAS, the City Council of Webster City, Iowa believes that all small businesses in Webster City are vital to all residents of the City and to the overall well-being of the community as a whole.

WHEREAS, to alleviate some of the hardships that local small businesses are currently facing, the City Council of Webster City, Iowa, believes that it is important for the City to provide said small businesses within the community who are facing hardships with the opportunity to obtain necessary funding sources to pay those necessary operating and employment expenses that they are currently facing.

WHEREAS, to provide said necessary funding sources, the City Council of Webster City, Iowa wishes to establish a Small Business Hardship Loan Program that can be provided to local small businesses who are currently facing a financial hardship as a result of the COVID-19 pandemic, with the possibility that all or a portion of said loan could be forgivable upon established criteria being met.

WHEREAS, the City Council of Webster City believes that the allocation of \$250,000.00 of City funds to said Small Business Hardship Loan Program will serve a public purpose of keeping those small businesses solvent during these uncertain times.

NOW THEREFORE BE IT RESOLVED by the City Council of Webster City, Iowa, that:

(1) A Small Business Hardship Loan Program shall be established by the City to provide small businesses within the City of Webster City whom are facing hardships with a necessary loan with the possibility that all or a portion of said loan could be forgivable upon established criteria being met as established by the below-described task force.

(2) A Small Business Hardship Loan Program task force shall be established to oversee the implementation and administration of said loan program.

(3) The City of Webster City shall allocate \$250,000.00 of necessary funds to said Small Business Hardship Loan Program, which shall serve a necessary public purpose.

Passed and adopted this 20th day of April, 2020.

CITY OF WEBSTER CITY, IOWA

John Hawkins, Mayor

ATTEST:

Karyl K. Bonjour, City Clerk

Webster City
February 2020 Financial Report
As of February 29, 2020

Fund Code	Fund Name	Beginning Cash Balance	Beginning Investment Balance	Monthly Revenues	Investments Cash	Transfers	Monthly Expenditures	Investments Purchased	Ending Cash Before Adjustments	Cash Proof	Balance Sheet Adjustments	Ending Cash Balance	Ending Investment Balance	Treasurer's Ending Balance
100	General	1,823,060.01	400,000.00	76,797.22	-	-	320,930.06	-	1,578,867.17	2,793,059.61	171,905.56	1,750,472.73	400,000.00	2,150,472.73
100A	Govern. Equip. Replacement	542,737.47	250,000.00	6,029.94	-	-	6,029.94	-	536,707.47	536,707.47	-	536,707.47	250,000.00	786,707.47
100B	Govern Economic Development	505,262.28	650,000.00	892.84	-	-	75.71	-	505,879.43	650,000.00	-	650,000.00	650,000.00	1,155,879.43
	Subtotal-General Fund	2,871,059.76	1,300,000.00	77,430.06	-	-	327,035.71	-	2,821,454.05	2,793,059.61	171,905.56	2,793,059.61	1,300,000.00	4,093,059.61
Special Revenue Funds														
200	200 FICA - IPERS	47,544.85	-	921.62	-	-	26,459.69	-	22,006.69	22,006.69	-	22,006.69	-	22,006.69
201	201 Workers Compensation	116,697.21	100,000.00	24,327.11	-	-	78,700.21	-	141,024.32	141,024.32	-	141,024.32	100,000.00	241,024.32
202	202 Medical/Flax Insurance	248,166.84	-	2,229.08	-	-	-	-	169,695.71	169,695.71	-	169,695.71	-	169,695.71
203	203 Unemployment Compensation	25,946.92	-	20.78	-	-	-	-	25,667.38	25,667.38	-	25,667.38	-	25,667.38
204	204 Road Use Tax	578,175.07	1,606,072.06	99,560.52	-	-	52,917.64	-	625,817.95	625,817.95	41.14	625,859.09	1,606,072.06	2,231,931.15
205	205 Airport Commission	488,886.26	-	25,797.23	-	-	27,601.22	-	487,082.27	487,082.27	(20,255.00)	463,827.27	-	463,827.27
206	206 Hotel/Motel Sales Tax	270,627.50	-	25,806.65	-	-	2,142.84	-	294,291.31	294,291.31	-	294,291.31	-	294,291.31
209	209 Emergency Levy Fund	34,824.17	-	228.01	-	-	-	-	35,052.18	35,052.18	-	35,052.18	-	35,052.18
210	210 Police/Fire Retirement Trust Fund	94,599.04	-	844.81	-	-	25,824.39	-	89,519.48	89,519.48	-	89,519.48	-	89,519.48
211	211 DARE Trust	-	-	-	-	-	-	-	-	-	-	-	-	-
212	212 Seized Property Trust	-	-	-	-	-	-	-	-	-	-	-	-	-
214	214 K9 Trust	74.26	-	-	-	-	-	-	74.26	74.26	-	74.26	-	74.26
216	216 Police Reserve Officers Fund	3,497.04	-	-	-	-	-	-	3,497.04	3,497.04	-	3,497.04	-	3,497.04
217	217 Wilson Brewer Park/Deeds Foundation	6,966.40	-	9.14	-	-	-	-	6,975.54	6,975.54	-	6,975.54	-	6,975.54
218	218 Webster City Pride Committee	4,251.69	-	-	-	-	-	-	4,251.69	4,251.69	-	4,251.69	-	4,251.69
219	219 Kencaid Young Scout Lodge	2,739.57	-	-	-	-	-	-	2,739.57	2,739.57	-	2,739.57	-	2,739.57
220	220 Economic Development Revolving	444,876.54	200,000.00	822.81	-	(125,510.69)	-	-	320,190.76	320,190.76	13,891.08	334,081.84	200,000.00	534,081.84
228	228 Low/Moderate Income Revolving	168,596.39	350,298.01	1,363.41	-	-	14.00	-	169,959.80	171,221.32	1,265.52	171,221.32	350,298.01	521,489.33
229	229 WC Commercial Rehab Rev Loan Program	72,704.63	75,000.00	99.68	-	-	-	-	72,804.31	72,804.31	-	72,804.31	75,000.00	147,804.31
231	231 CDBG Housing Rehab	16.90	-	-	-	-	-	-	16.90	16.90	-	16.90	-	16.90
232	232 B.L.U.E.	771.63	-	1.06	-	-	-	-	772.69	772.69	-	772.69	-	772.69
240	240 USDA Revolving Loan Fund	135,019.38	-	52.71	-	-	-	-	135,072.09	135,072.09	3,000.00	138,072.09	-	138,072.09
250	250 TIF - Riverview	502.82	-	0.69	-	-	-	-	503.31	503.31	-	503.31	-	503.31
251	251 TIF - HyVee	3,661.25	-	-	-	-	-	-	3,666.27	3,666.27	-	3,666.27	-	3,666.27
255	255 TIF - Brewer Creek Estates	61,302.53	-	84.05	-	-	-	-	61,387.58	61,387.58	-	61,387.58	-	61,387.58
260	260 SSMID	22,103.60	-	-	-	-	65.00	-	22,038.60	22,038.60	-	22,038.60	-	22,038.60
265	265 TIF - Struchen	(97,349.62)	75,000.00	-	-	-	-	-	(97,349.62)	(97,349.62)	-	(97,349.62)	75,000.00	(22,349.62)
268	268 TIF - SE Development Park Project	72.02	-	-	-	-	-	-	72.02	72.02	-	72.02	-	72.02
272	272 TIF - Mitchell Machine	3,379.77	-	-	-	-	-	-	3,379.77	3,379.77	-	3,379.77	-	3,379.77
282	282 TIF - Gounley Subdivision	1.96	-	-	-	-	-	-	1.96	1.96	-	1.96	-	1.96
283	283 TIF - SW Watermain Improvement	11,454.28	-	15.70	-	-	-	-	11,469.98	11,469.98	-	11,469.98	-	11,469.98
284	284 TIF - Town & Country (FSB)	5,946.34	-	8.15	-	-	-	-	5,954.49	5,954.49	-	5,954.49	-	5,954.49
285	285 TIF - Farway Store	11,063.43	-	15.17	-	-	-	-	11,078.60	11,078.60	-	11,078.60	-	11,078.60
286	286 TIF - First State Bank	4,170.44	-	5.72	-	-	-	-	4,176.16	4,176.16	-	4,176.16	-	4,176.16
287	287 TIF - Infinity Services LLC	15,908.42	45,000.00	21.81	-	-	-	-	15,930.23	15,930.23	-	15,930.23	45,000.00	60,930.23
288	288 TIF - Webster City Federal	(2,500.00)	-	-	-	-	-	-	(2,500.00)	(2,500.00)	-	(2,500.00)	-	(2,500.00)
289	289 TIF - 2013 Medical Complex URA-KTU (Shopto)	43,632.40	-	59.82	-	-	-	-	43,692.22	43,692.22	-	43,692.22	-	43,692.22
290	290 TIF - 3DK Enterprises	6,338.00	-	6.69	-	-	-	-	6,344.69	6,344.69	-	6,344.69	-	6,344.69
291	291 TIF - 2016 Industrial - WC Custom Meats	(1,387.17)	-	-	-	-	-	-	(1,387.17)	(1,387.17)	-	(1,387.17)	-	(1,387.17)
292	292 TIF - Mary Ann's	(1,500.00)	-	-	-	-	-	-	(1,500.00)	(1,500.00)	-	(1,500.00)	-	(1,500.00)
293	293 TIF - Traylor's	2,668.47	-	3.66	-	-	-	-	2,672.13	2,672.13	-	2,672.13	-	2,672.13
294	294 TIF - Ridge Development	2,632,942.93	2,451,340.07	182,333.08	-	(125,510.69)	213,724.99	-	2,675,940.33	2,670,893.07	(5,057.26)	2,670,835.81	2,451,340.07	5,122,223.14
	Subtotal - Special Revenue Funds	359,487.27	100,000.00	11,401.76	-	-	24,354.30	-	348,534.73	348,534.73	-	348,534.73	100,000.00	448,534.73
300	300 Debt Service	359,487.27	100,000.00	11,401.76	-	-	24,354.30	-	348,534.73	348,534.73	-	348,534.73	100,000.00	448,534.73
	Subtotal - Debt Service Fund	359,487.27	100,000.00	11,401.76	-	-	24,354.30	-	348,534.73	348,534.73	-	348,534.73	100,000.00	448,534.73
Fiduciary & Agency Funds														
400	400 Joe E. Barr Trust	1,697.03	-	-	-	-	-	-	1,697.03	1,697.03	-	1,697.03	-	1,697.03
401	401 Edgar Foster Trust	1,973.08	-	-	-	-	-	-	1,973.08	1,973.08	-	1,973.08	-	1,973.08
402	402 Cahany Cemetery Trust	5,112.28	-	-	-	-	-	-	5,112.28	5,112.28	-	5,112.28	-	5,112.28
403	403 Zella Shivers Trust	2,994.66	-	-	-	-	-	-	2,994.66	2,994.66	-	2,994.66	-	2,994.66
411	411 Mulberry Church	13,998.05	-	385.33	-	-	-	-	13,754.38	13,754.38	-	13,754.38	-	13,754.38
412	412 Youth Advisory	160.00	-	-	-	-	-	-	160.00	160.00	-	160.00	-	160.00
	Subtotal - Fiduciary & Agency Funds	25,295.10	-	385.33	-	-	-	-	25,680.43	25,680.43	-	25,680.43	-	25,680.43

Report Criteria:

Print Outstanding Checks and Deposits and Bank and Book Adjustments

GENERAL CHECKING (GENERAL CHECKING) (1)
February 29, 2020

Account: 00110000

Bank Account Number: 7021673

Bank Statement Balance:	11,630,570.45	Book Balance Previous Month:	11,981,739.97
Outstanding Deposits:	3,673.55	Total Receipts:	1,612,648.00
Outstanding Checks:	18,887.24	Total Disbursements:	1,908,787.23
Bank Adjustments:	70,243.98	Book Adjustments:	.00
Bank Balance:	11,685,600.74	Book Balance:	11,685,600.74

Outstanding Deposits

Deposit Number	Deposit Amount	Deposit Number	Deposit Amount	Deposit Number	Deposit Amount	Deposit Number	Deposit Amount	
1057	1,290.85	1058	35.50	1068	2,284.37	1069	62.83	
							Total:	3,673.55

Deposits cleared: 71 items Deposits Outstanding: 4 items

Outstanding Checks

Check Number	Check Amount	Check Number	Check Amount	Check Number	Check Amount	Check Number	Check Amount
4	79.98	1793	34.63	50350	58.63	51590	24.73
7	.01	1800	111.21	50419	80.15	51591	124.41
22	369.12	3754	55.41	50432	152.90	51592	48.15
1020	29.09	6804	28.63	50508	42.57	51594	50.00
1072	28.63	17532	247.00	50509	40.83	51595	10.11
1073	35.79	17542	97.12	50631	12.47	51596	10.90
1694	32.32	17791	64.67	50792	2.67	51598	88.81
1710	23.09	17939	1.86	50833	64.37	51601	18.75
1723	32.32	18050	71.73	50838	56.57	51604	114.56
1733	18.47	18333	49.48	50893	138.91	51634	125.00
1735	36.94	18616	2.25	50896	75.11	51666	24,029.41
1741	55.41	18738	39.35	50927	2.07	51682	64.72
1742	14.78	18760	44.22	51064	67.11	51691	16.30
1744	53.69	18862	68.08	51082	3,700.00	51713	74.81
1747	18.47	19009	377.00	51131	40.29	51714	45.00
1752	18.47	19329	11.93	51172	28.13	51734	64.03
1757	18.47	20274	62.14	51331	125.00	51735	70.00
1760	33.25	20489	274.07	51340	434.50	51737	250.00
1777	51.44	20538	31.15	51434	10.21	51739	37.50
1779	36.94	20570	71.91	51447	16.00	51740	79.00
1781	36.94	20579	75.00	51581	69.83	51742	270.00
1783	357.59	20909	69.01	51582	48.19	51756	6,317.53
1784	73.88	21362	21.47	51583	163.26	51761	269.10
1787	36.94	21368	1.82	51584	18.15	51780	2,476.50
1788	33.25	21796	46.03	51587	233.20	102419	3,000.00
1790	56.56	50049	44.27	51589	243.78	933000	22,241.00

Check Number	Check Amount	Check Number	Check Amount	Check Number	Check Amount	Check Number	Check Amount
Total:		18,887.24					

Checks cleared: 288 Items Checks Outstanding: 104 Items

Bank Adjustments

Description	Amount	Description	Amount
O/S CASH DEPOSIT	65,339.01	CB DD MISSED CITY	4,228.50-
F TRUST PYMT-CITY SIDE NOT BANK	9,154.30	CONG MEALS PYMT	20.83-
		Total:	70,243.98

Book Adjustments

No book adjustments found!

Report Criteria:

Print Outstanding Checks and Deposits and Bank and Book Adjustments

ADDRESS SERVICE REQUESTED

CITY OF WEBSTER CITY
400 SECOND ST
PO BOX 217
WEBSTER CITY IA 50595-0217

Managing Your Accounts

-  Customer Service (515)832-1133
-  Telephone Banking (800)260-8419
-  Mailing Address 635 1st Street
Webster City, IA 50595
-  Online Banking www.availa.bank

Summary of Accounts

Account Type	Account Number	Ending Balance
PUBLIC FUNDS CHECKING	7021673	\$500,198.09

PUBLIC FUNDS CHECKING-7021673

Account Summary

Date	Description	Amount
02/01/2020	Beginning Balance	\$500,211.75
	109 Credit(s) This Period	\$2,772,844.25
	293 Debit(s) This Period	\$2,772,857.91
02/29/2020	Ending Balance	\$500,198.09

Interest Summary

Description	Amount
Annual Percentage Yield Earned	0.50%
Interest Days	29
Interest Earned Not Paid	\$0.00
Interest Paid This Period	\$198.09
Interest Paid Year-to-Date	\$409.84
Minimum Balance	\$500,000.00

Deposits

Date	Description	Amount
02/03/2020	Deposit	\$46,876.95
02/03/2020	Transfer Deposit From DDA XXXXXX1682	\$5,158.53
02/04/2020	Deposit	\$125,435.49
02/05/2020	Deposit	\$16,351.98
02/06/2020	Deposit	\$27,162.26
02/06/2020	Transfer Deposit From DDA XXXXXX1682	\$86,943.27
02/07/2020	Deposit	\$81,586.70
02/07/2020	Transfer Deposit From DDA XXXXXX1682	\$94,935.63
02/10/2020	Deposit	\$146,170.61
02/11/2020	Deposit	\$144,768.10
02/11/2020	Transfer Deposit From DDA XXXXXX1682	\$57,558.24
02/12/2020	Deposit	\$21,243.87
02/12/2020	Transfer Deposit From DDA XXXXXX1682	\$16,602.59
02/13/2020	Deposit	\$15,896.14
02/14/2020	Deposit	\$37,544.68
02/18/2020	Deposit	\$147.59
02/18/2020	Deposit	\$57,476.13
02/18/2020	Deposit	\$12,649.99
02/19/2020	Deposit	\$29,242.75

635 1st Street
Webster City, IA 50595

PUBLIC FUNDS CHECKING-7021673 (continued)

Deposits (continued)

Date	Description	Amount
02/20/2020	Deposit	\$34,023.29
02/21/2020	Deposit	\$31,678.72
02/21/2020	Transfer Deposit From DDA XXXXXX1682	\$707,675.70
02/24/2020	Deposit	\$128,693.16
02/24/2020	Transfer Deposit From DDA XXXXXX1682	\$74,638.55
02/25/2020	Deposit	\$38,442.93
02/25/2020	Transfer Deposit From DDA XXXXXX1682	\$142,691.94
02/26/2020	Transfer Deposit From DDA XXXXXX1682	\$2,348.05
02/28/2020	Deposit	\$13,003.41
02/28/2020	Deposit	\$44.04
02/28/2020	Deposit	\$15,306.53
02/28/2020	Deposit	\$301.97
02/28/2020	Deposit	\$15,245.34
02/29/2020	Accr Earning Pymt Added to Account	\$198.09

Electronic Credits

Date	Description	Amount
02/03/2020	ACH Deposit FCSAMERICA FCSA AFCSA EXP CITY OF WEBSTER CI	\$1,219.71
02/03/2020	ACH Deposit GRAND TRUNK WEST PAYMENT CITY OF WEBSTER CIT	\$1,262.09
02/03/2020	ACH Deposit PAYMENTECH DEPOSIT Webster City Govt	\$1,579.56
02/03/2020	ACH Deposit PAYMENTECH DEPOSIT Webster Service Fee	\$43.44
02/04/2020	ACH Deposit GRAND TRUNK WEST PAYMENT CITY OF WEBSTER CIT	\$1,249.19
02/04/2020	ACH Deposit PAYMENTECH DEPOSIT Webster City Govt	\$2,240.80
02/04/2020	ACH Deposit PAYMENTECH DEPOSIT Webster Service Fee	\$61.66
02/04/2020	ACH Deposit PAYMENTECH DEPOSIT Webster City Govt	\$427.08
02/04/2020	ACH Deposit PAYMENTECH DEPOSIT Webster Service Fee	\$11.74
02/04/2020	ACH Deposit PAYMENTECH DEPOSIT Webster Service Fee	\$4.82
02/04/2020	ACH Deposit PAYMENTECH DEPOSIT Webster City Govt	\$175.33
02/05/2020	ACH Deposit CAPTURIS BILL PAY CITY OF WEBSTER	\$651.45
02/05/2020	ACH Deposit PAYMENTECH DEPOSIT Webster Service Fee	\$18.96
02/05/2020	ACH Deposit PAYMENTECH DEPOSIT Webster City Govt	\$689.16
02/06/2020	ACH Deposit PAYMENTECH DEPOSIT Webster Service Fee	\$13.96
02/06/2020	ACH Deposit PAYMENTECH DEPOSIT Webster City Govt	\$507.71
02/07/2020	ACH Deposit PAYMENTECH DEPOSIT Webster City Govt	\$613.60
02/07/2020	ACH Deposit PAYMENTECH DEPOSIT Webster Service Fee	\$16.87

PUBLIC FUNDS CHECKING-7021673 (continued)

Electronic Credits (continued)

Date	Description	Amount
02/10/2020	ACH Deposit Corn Belt Power AP CITY OF WEBSTER CITY	\$239.50
02/10/2020	ACH Deposit FIRST STATE BANK CASH TRANS CITY OF WEBSTER	\$20.83
02/10/2020	ACH Deposit PAYMENTECH DEPOSIT Webster Service Fee	\$18.35
02/10/2020	ACH Deposit PAYMENTECH DEPOSIT Webster City Govt	\$667.38
02/10/2020	ACH Deposit Webster City UTILITY CITY OF WEBSTER CITY U	\$120,838.34
02/11/2020	ACH Deposit PAYMENTECH DEPOSIT Webster City Govt	\$800.57
02/11/2020	ACH Deposit PAYMENTECH DEPOSIT Webster Service Fee	\$22.02
02/11/2020	ACH Deposit PAYMENTECH DEPOSIT Webster Service Fee	\$15.27
02/11/2020	ACH Deposit PAYMENTECH DEPOSIT Webster City Govt	\$555.52
02/11/2020	ACH Deposit PAYMENTECH DEPOSIT Webster Service Fee	\$14.17
02/11/2020	ACH Deposit PAYMENTECH DEPOSIT Webster City Govt	\$515.19
02/12/2020	ACH Deposit PAYMENTECH DEPOSIT Webster City Govt	\$3,060.66
02/12/2020	ACH Deposit PAYMENTECH DEPOSIT Webster Service Fee	\$79.37
02/12/2020	ACH Deposit ST OF IA-E.F.T. E.F.T. WEBSTER CITY CITY OF	\$1,310.00
02/13/2020	ACH Deposit PAYMENTECH DEPOSIT Webster Service Fee	\$22.36
02/13/2020	ACH Deposit PAYMENTECH DEPOSIT Webster City Govt	\$812.60
02/14/2020	ACH Deposit Corn Belt Power AP CITY OF WEBSTER CITY	\$4,228.50
02/14/2020	ACH Deposit FAB WM FAWMG City of Webster City	\$4,619.94
02/14/2020	ACH Deposit FAB WM FAWMG City of Webster City	\$4,534.36
02/14/2020	ACH Deposit HAMILTON COUNTY Treas Ord Webster City Corp.	\$13,720.90
02/14/2020	ACH Deposit MARY ANNS SPECIA USDA LOAN CITY OF WEBSTER C	\$8,403.36
02/14/2020	ACH Deposit PAYMENTECH DEPOSIT Webster Service Fee	\$8.28
02/14/2020	ACH Deposit PAYMENTECH DEPOSIT Webster City Govt	\$301.03
02/18/2020	ACH Deposit CAPTURIS BILL PAY CITY OF WEBSTER	\$11,549.79
02/18/2020	ACH Deposit PAYMENTECH DEPOSIT Webster City Govt	\$392.23
02/18/2020	ACH Deposit PAYMENTECH DEPOSIT Webster Service Fee	\$10.78
02/18/2020	ACH Deposit PAYMENTECH DEPOSIT Webster City Govt	\$2,272.22
02/18/2020	ACH Deposit PAYMENTECH DEPOSIT Webster Service Fee	\$62.49
02/18/2020	ACH Deposit PAYMENTECH DEPOSIT Webster City Govt	\$161.75

PUBLIC FUNDS CHECKING-7021673 (continued)

Electronic Credits (continued)

Date	Description	Amount
02/18/2020	ACH Deposit PAYMENTECH DEPOSIT Webster Service Fee	\$4.45
02/18/2020	ACH Deposit PAYMENTECH DEPOSIT Webster Service Fee	\$1.82
02/18/2020	ACH Deposit PAYMENTECH DEPOSIT Webster City Govt	\$66.00
02/19/2020	ACH Deposit PAYMENTECH DEPOSIT Webster Service Fee	\$15.24
02/19/2020	ACH Deposit PAYMENTECH DEPOSIT Webster City Govt	\$554.38
02/19/2020	ACH Deposit ST OF IA-E.F.T. E.F.T. WEBSTER CITY CITY OF	\$99,560.52
02/20/2020	ACH Deposit Com Belt Power AP CITY OF WEBSTER CITY	\$79,949.09
02/20/2020	ACH Deposit MARY ANNS SPECIA WC ECONOM WEBSTER CITY	\$14,104.05
02/20/2020	ACH Deposit PAYMENTECH DEPOSIT Webster City Govt	\$519.43
02/20/2020	ACH Deposit PAYMENTECH DEPOSIT Webster Service Fee	\$65.66
02/20/2020	ACH Deposit Webster City UTILITY CITY OF WEBSTER CITY U	\$62,614.18
02/21/2020	ACH Deposit PAYMENTECH DEPOSIT Webster Service Fee	\$50.14
02/21/2020	ACH Deposit PAYMENTECH DEPOSIT Webster City Govt	\$1,823.35
02/21/2020	ACH Deposit THE HANOR CO WI PAYABLES CITY OF WEBSTER CIT	\$710.01
02/24/2020	ACH Deposit PAYMENTECH DEPOSIT Webster City Govt	\$2,301.97
02/24/2020	ACH Deposit PAYMENTECH DEPOSIT Webster Service Fee	\$63.31
02/25/2020	ACH Deposit Com Belt Power AP CITY OF WEBSTER CITY	\$169.88
02/25/2020	ACH Deposit PAYMENTECH DEPOSIT Webster Service Fee	\$34.16
02/25/2020	ACH Deposit PAYMENTECH DEPOSIT Webster City Govt	\$1,241.93
02/25/2020	ACH Deposit PAYMENTECH DEPOSIT Webster Service Fee	\$5.54
02/25/2020	ACH Deposit PAYMENTECH DEPOSIT Webster City Govt	\$201.61
02/26/2020	ACH Deposit PAYMENTECH DEPOSIT Webster Service Fee	\$34.62
02/26/2020	ACH Deposit PAYMENTECH DEPOSIT Webster City Govt	\$1,258.85
02/27/2020	ACH Deposit PAYMENTECH DEPOSIT Webster City Govt	\$615.24
02/27/2020	ACH Deposit PAYMENTECH DEPOSIT Webster Service Fee	\$16.92
02/27/2020	ACH Deposit ST OF IA-E.F.T. E.F.T. WEBSTER CITY CITY OF	\$25,435.62
02/27/2020	ACH Deposit ST OF IA-E.F.T. E.F.T. WEBSTER CITY CITY OF	\$61,839.78
02/28/2020	ACH Deposit PAYMENTECH DEPOSIT Webster City Govt	\$1,458.28
02/28/2020	ACH Deposit PAYMENTECH DEPOSIT Webster Service Fee	\$40.11

PUBLIC FUNDS CHECKING-7021673 (continued)

Electronic Debits

Date	Description	Amount
02/03/2020	ACH Payment IA DEPT OF REV IA REV PAY WEBSTER CITY CITY	\$3,274.00
02/03/2020	ACH Payment RUAN INC DIR PAY WEBSTER CITY	\$3,990.33
02/04/2020	ACH Payment PAYMENTECH FEE Webster City Govt	\$519.66
02/04/2020	ACH Payment PAYMENTECH FEE Webster Service Fee	\$88.18
02/05/2020	ACH Payment Xpress Bill Pay BILLING Webster City	\$573.72
02/06/2020	ACH Payment Webster City PAYROLL CITY OF WEBSTER CITY	\$108,214.34
02/10/2020	ACH Payment IA CHILD SUPPORT CHILD SUPP CITY OF WEBSTER	\$683.98
02/10/2020	ACH Payment IA DEPT OF REV IA REV PAY WEBSTER CITY CITY	\$6,437.00
02/11/2020	ACH Payment IA DEPT OF REV IA REV PAY WEBSTER CITY CITY	\$11,862.00
02/11/2020	ACH Payment IA DEPT OF REV IA REV PAY WEBSTER CITY CITY	\$3,776.00
02/12/2020	ACH Payment IRS USATAXPYMT CITY OF WEBSTER CITY	\$33,714.11
02/20/2020	ACH Payment CITY OF WEBSTER USDA TRANS CHECKING * * * 1673	\$3,000.00
02/20/2020	ACH Payment Webster City PAYROLL CITY OF WEBSTER CITY	\$108,137.18
02/21/2020	ACH Payment NORTH IOWA MUNIC ACH Collec Webster City	\$659,710.01
02/24/2020	ACH Payment IA CHILD SUPPORT CHILD SUPP CITY OF WEBSTER	\$683.98
02/24/2020	ACH Payment IA DEPT OF REV IA REV PAY WEBSTER CITY CITY	\$6,838.00
02/24/2020	ACH Payment IPERS PAYROLL CITY OF WEBSTER CITY	\$38,206.23
02/25/2020	ACH Payment IA DEPT OF REV IA REV PAY WEBSTER CITY CITY	\$10,048.00
02/25/2020	ACH Payment IA DEPT OF REV IA REV PAY WEBSTER CITY CITY	\$3,574.00
02/25/2020	ACH Payment IRS USATAXPYMT CITY OF WEBSTER CITY	\$33,424.12
02/25/2020	ACH Payment USDA RD RUS PAYMENT WEBSTER CITY, CITY	\$16,806.72

Other Debits

Date	Description	Amount
02/01/2020	Transfer Withdrawal To DDA XXXXXX1682	\$211.75
02/04/2020	Deposit Item Ret CHARGE BACK CK-KIMBERLEE REINSEL-NSF	\$147.59
02/04/2020	Transfer Withdrawal To DDA XXXXXX1682	\$127,632.65
02/04/2020	Dep Item Ret Chrg	\$5.00
02/05/2020	Transfer Withdrawal To DDA XXXXXX1682	\$10,682.79
02/10/2020	Dep Item Rtn ACH Webster City UTILITY MC CONNELL, GREG-NSF	\$330.00
02/10/2020	Transfer Withdrawal To DDA XXXXXX1682	\$162,388.23

ADDRESS SERVICE REQUESTED

CITY OF WEBSTER CITY
SWEEP ACCOUNT
400 SECOND ST
PO BOX 217
WEBSTER CITY IA 50595-0217

Managing Your Accounts

-  Customer Service (515)832-1133
-  Telephone Banking (800)260-8419
-  Mailing Address 635 1st Street
Webster City, IA 50595
-  Online Banking www.availa.bank

Summary of Accounts

Account Type	Account Number	Ending Balance
PUBLIC FUNDS CHECKING	7021682	\$10,995,300.27

PUBLIC FUNDS CHECKING-7021682

Account Summary

Date	Description	Amount
02/01/2020	Beginning Balance	\$11,456,618.50
	12 Credit(s) This Period	\$727,234.27
	9 Debit(s) This Period	\$1,188,552.50
02/29/2020	Ending Balance	\$10,995,300.27

Interest Summary

Description	Amount
Annual Percentage Yield Earned	1.86%
Interest Days	29
Interest Earned Not Paid	\$0.00
Interest Paid This Period	\$16,696.55
Interest Paid Year-to-Date	\$32,749.62
Minimum Balance	\$10,936,041.65

Deposits

Date	Description	Amount
02/01/2020	Transfer Deposit From DDA XXXXXX1673	\$211.75
02/04/2020	Transfer Deposit From DDA XXXXXX1673	\$127,632.65
02/05/2020	Transfer Deposit From DDA XXXXXX1673	\$10,682.79
02/10/2020	Transfer Deposit From DDA XXXXXX1673	\$162,388.23
02/13/2020	Transfer Deposit From DDA XXXXXX1673	\$15,701.67
02/14/2020	Transfer Deposit From DDA XXXXXX1673	\$66,706.46
02/18/2020	Transfer Deposit From DDA XXXXXX1673	\$84,272.98
02/19/2020	Transfer Deposit From DDA XXXXXX1673	\$127,941.20
02/20/2020	Transfer Deposit From DDA XXXXXX1673	\$72,437.92
02/27/2020	Transfer Deposit From DDA XXXXXX1673	\$19,126.90
02/28/2020	Transfer Deposit From DDA XXXXXX1673	\$23,435.17

635 1st Street
Webster City, IA 50595

PUBLIC FUNDS CHECKING-7021682 (continued)

Deposits (continued)

Date	Description	Amount
02/29/2020	Accr Earning Pymt Added to Account	\$16,696.55

Other Debits

Date	Description	Amount
02/03/2020	Transfer Withdrawal To DDA XXXXXX1673	\$5,158.53
02/06/2020	Transfer Withdrawal To DDA XXXXXX1673	\$86,943.27
02/07/2020	Transfer Withdrawal To DDA XXXXXX1673	\$94,935.63
02/11/2020	Transfer Withdrawal To DDA XXXXXX1673	\$57,558.24
02/12/2020	Transfer Withdrawal To DDA XXXXXX1673	\$16,602.59
02/21/2020	Transfer Withdrawal To DDA XXXXXX1673	\$707,675.70
02/24/2020	Transfer Withdrawal To DDA XXXXXX1673	\$74,638.55
02/25/2020	Transfer Withdrawal To DDA XXXXXX1673	\$142,691.94
02/26/2020	Transfer Withdrawal To DDA XXXXXX1673	\$2,348.05

Daily Balances

Date	Amount	Date	Amount	Date	Amount
02/01/2020	\$11,456,830.25	02/11/2020	\$11,512,938.25	02/21/2020	\$11,155,720.19
02/03/2020	\$11,451,671.72	02/12/2020	\$11,496,335.66	02/24/2020	\$11,081,081.64
02/04/2020	\$11,579,304.37	02/13/2020	\$11,512,037.33	02/25/2020	\$10,938,389.70
02/05/2020	\$11,589,987.16	02/14/2020	\$11,578,743.79	02/26/2020	\$10,936,041.65
02/06/2020	\$11,503,043.89	02/18/2020	\$11,663,016.77	02/27/2020	\$10,955,168.55
02/07/2020	\$11,408,108.26	02/19/2020	\$11,790,957.97	02/28/2020	\$10,978,603.72
02/10/2020	\$11,570,496.49	02/20/2020	\$11,863,395.89	02/29/2020	\$10,995,300.27

Overdraft and Returned Item Fees

	Total for this period	Total year-to-date	Previous year-to-date
Total Overdraft Fees	\$0.00	\$0.00	\$0.00
Total Returned Item Fees	\$0.00	\$0.00	\$0.00

ADDRESS SERVICE REQUESTED

CITY OF WEBSTER CITY
WC USDA REVOLVING LOAN
400 SECOND ST
PO BOX 217
WEBSTER CITY IA 50595-0217

Managing Your Accounts

-  Customer Service (515)832-1133
-  Telephone Banking (800)260-8419
-  Mailing Address 635 1st Street
Webster City, IA 50595
-  Online Banking www.availa.bank

Summary of Accounts

Account Type	Account Number	Ending Balance
PUBLIC FUNDS CHECKING	7025498	\$135,072.09

PUBLIC FUNDS CHECKING-7025498

Account Summary

Date	Description	Amount
02/01/2020	Beginning Balance	\$132,019.38
	2 Credit(s) This Period	\$3,052.71
	0 Debit(s) This Period	\$0.00
02/29/2020	Ending Balance	\$135,072.09

Interest Summary

Description	Amount
Annual Percentage Yield Earned	0.50%
Interest Days	29
Interest Earned Not Paid	\$0.00
Interest Paid This Period	\$52.71
Interest Paid Year-to-Date	\$107.57
Minimum Balance	\$132,019.38

Deposits

Date	Description	Amount
02/29/2020	Accr Earning Pymt Added to Account	\$52.71

Electronic Credits

Date	Description	Amount
02/20/2020	ACH Deposit CITY OF WEBSTER USDA TRANS USDA TRANSFER	\$3,000.00

Daily Balances

Date	Amount	Date	Amount	Date	Amount
02/01/2020	\$132,019.38	02/20/2020	\$135,019.38	02/29/2020	\$135,072.09

Overdraft and Returned Item Fees

	Total for this period	Total year-to-date	Previous year-to-date
Total Overdraft Fees	\$0.00	\$0.00	\$0.00
Total Returned Item Fees	\$0.00	\$0.00	\$0.00

**City of Webster City - Receipts
FEBRUARY, 2020**

<u>FUND</u>	<u>AMOUNT</u>
GENERAL FUND	\$77,430.06
ROAD USE TAX FUND	\$99,560.52
TIF	\$228.48
SSMID	\$0.00
SPECIAL REVENUE FUNDS	\$82,544.08
DEBT SERVICE FUND	\$11,401.76
FIDUCIARY FUNDS	\$385.33
PERMANENT FUND	\$319.20
IMPROVEMENT FUNDS	\$66,807.02
ELECTRIC UTILITY FUND	\$1,116,080.52
WATER UTILITY FUND	\$149,312.01
SEWER UTILITY FUND	<u>\$170,027.13</u>
TOTAL	<u>\$1,774,096.11</u>

City of Webster City
Summary of Investments - February 2020

<u>Financial Institution</u>	<u>Investment</u>	<u>Int Rate</u>	<u>Begin Balance</u>	<u>Purchased</u>	<u>Redeemed</u>	<u>Ending Balance</u>	<u>Interest Received</u>	<u>Interest YTD</u>
WCF Financial Bank	CD-9 mo-redeemed Sept 2019	2.75%	-	-	-	-	-	53,802.37
WCF Financial Bank	CD-12 mo-redeemed Nov 2019	3.00%	-	-	-	-	-	74,753.43
WCF Financial Bank	CD-3 mo-redeemed Jan 2020	2.00%	-	-	-	-	-	2,459.43
WCF Financial Bank	CD-6 mo-purch Oct 2019	1.95%	500,000.00	-	-	500,000.00	-	
First State Bank	CD-3 mo-redeemed Aug 2019	2.65%	-	-	-	-	-	13,358.90
First State Bank	CD-12 mo-purch Aug 2019	2.12%	2,000,000.00	-	-	2,000,000.00	-	
First State Bank	CD-6 mo-redeemed Nov 2019	2.65%	-	-	-	-	-	26,717.81
First State Bank	CD-9 mo-purch May 2019	2.65%	2,000,000.00	-	-	2,000,000.00	-	
First State Bank	CD-12 mo-purch May 2019	2.85%	2,000,000.00	-	-	2,000,000.00	-	
First State Bank	CD-9 mo-purch June 2019	2.40%	1,000,000.00	-	-	1,000,000.00	-	
First State Bank	CD-12 mo-purch June 2019	2.45%	1,000,000.00	-	-	1,000,000.00	-	
Availa Bank	CD-3 mo-redeemed Oct 2019	2.30%	-	-	-	-	-	5,852.12
Availa Bank	CD-6 mo-purch June 2019	2.41%	-	-	-	-	-	12,083.01
Availa Bank	CD-9 mo-purch-Oct 2019	2.03%	500,000.00	-	-	500,000.00	-	
Peoples Credit Union	CD-3 mo redeemed Dec 2019	2.15%	-	-	-	-	-	2,680.14
Peoples Credit Union	CD-6 mo purch Sept 2019	2.20%	500,000.00	-	-	500,000.00	-	
Peoples Credit Union	CD-12 mo purch Sept 2019	2.35%	1,000,000.00	-	-	1,000,000.00	-	
Peoples Credit Union	CD-12 mo purch Dec 2019	1.95%	500,000.00	-	-	500,000.00	-	
Peoples Credit Union	CD-12 mo purch Dec 2019	1.95%	502,680.14	-	-	502,680.14	-	
Availa Bank	Sweep Account	1.85%	-	-	-	-	16,696.55	99,276.58
Availa Bank	Checking Account	0.50%	-	-	-	-	198.08	1,670.11
			11,502,680.14	-	-	11,502,680.14	16,894.63	292,653.90

NO CD BIDS THIS MONTH

Webster City
March 2020 Financial Report
As of March 31, 2020

Fund Code	Fund Name	Beginning Cash Balance	Beginning Investment Balance	Monthly Revenues	Investments Cashied	Transfers	Monthly Expenditures	Investments Purchased	Ending Cash Balance Before Adjustments	Cash Proof	Balance Sheet Adjustments	Ending Cash Balance	Ending Investment Balance	Treasurer's Ending Balance
100	100-General	1,750,472.73	400,000.00	142,207.36	-	-	247,904.79	-	1,644,775.36	2,719,284.92	41,279.31	1,686,054.67	400,000.00	2,086,054.67
100A	100A-Govern. Equip. Replacement	506,707.47	250,000.00	-	-	-	9,948.17	-	506,759.30	506,759.30	-	506,759.30	250,000.00	756,759.30
100B	100B-Govern Economic Development	505,879.41	650,000.00	722.79	-	-	130.25	-	506,471.95	506,471.95	-	506,471.95	650,000.00	1,156,471.95
	Subtotal-General Fund	2,763,059.61	1,300,000.00	142,930.15	-	-	257,984.15	-	2,678,005.61	2,719,284.92	41,279.31	2,719,284.92	1,300,000.00	4,019,284.92
Special Revenue Funds														
200	200-FICA - IPERS	22,006.68	-	6,117.97	-	-	17,085.44	-	11,039.21	11,039.21	-	11,039.21	-	11,039.21
201	201-Workers Compensation	141,024.32	100,000.00	1,661.60	900,000.00	-	-	-	1,043,006.92	1,043,006.92	-	1,043,006.92	600,000.00	243,006.92
202	202-Medical/Fire Insurance	169,655.71	-	14,867.97	-	-	52,975.90	-	131,407.88	131,407.88	-	131,407.88	-	131,407.88
203	203-Unemployment Compensation	25,867.38	-	138.21	-	-	-	-	25,805.59	25,805.59	-	25,805.59	-	25,805.59
204	204-Road Use Tax	625,959.09	1,606,072.06	40,906.96	-	-	50,587.68	-	616,178.37	616,178.37	(41.14)	616,137.23	1,606,072.06	2,222,209.29
205	205-Airport Commission	463,827.27	-	(8,123.46)	-	-	11,139.31	-	444,564.51	444,564.51	21,590.00	466,144.51	-	466,144.51
206	206-Hotel/Motel Sales Tax	294,291.31	-	420.48	-	-	-	-	294,711.79	294,711.79	-	294,711.79	-	294,711.79
209	209-Emergency Levy Tax	35,052.18	-	1,503.85	-	-	-	-	36,556.03	36,556.03	-	36,556.03	-	36,556.03
210	210-Police/Fire Retirement Trust Fund	69,619.46	-	5,549.04	-	-	17,727.23	-	57,441.27	57,441.27	-	57,441.27	-	57,441.27
211	211-DARE Trust	-	-	-	-	-	-	-	-	-	-	-	-	-
212	212-Seized Property Trust	-	-	-	-	-	-	-	-	-	-	-	-	-
214	214-K9 Trust	74.26	-	-	-	-	-	-	74.26	74.26	-	74.26	-	74.26
216	216-Police Reserve Officers Fund	3,497.04	-	-	-	-	-	-	3,497.04	3,497.04	-	3,497.04	-	3,497.04
217	217-Wilson Brewer Fund/Deport Foundation	6,673.34	-	9.54	-	-	-	-	6,685.08	6,685.08	-	6,685.08	-	6,685.08
218	218-Webster City Pride Committee	4,251.69	-	-	-	-	-	-	4,251.69	4,251.69	-	4,251.69	-	4,251.69
219	219-Kenneth Young Scout Lodge	2,738.57	-	-	-	-	-	-	2,738.57	2,738.57	-	2,738.57	-	2,738.57
220	220-Economic Development Revolving	334,081.84	200,000.00	679.36	-	-	-	-	334,761.20	348,663.22	13,902.02	348,663.22	200,000.00	548,663.22
228	228-Low/Moderate Income Revolving	171,221.32	350,268.01	471.50	150,000.00	-	-	-	322,536.36	322,536.36	843.54	322,536.36	200,268.01	522,804.37
229	229-WC Commercial Rehab Rev Loan Program	72,804.31	75,000.00	1,455.25	-	-	-	-	74,259.56	74,259.56	-	74,259.56	75,000.00	149,259.56
231	231-CDBG Housing Rehab	16.90	-	-	-	-	-	-	16.90	16.90	-	16.90	-	16.90
232	232-B.L.U.E.	772.89	-	1.10	-	-	-	-	773.99	773.99	-	773.99	-	773.99
240	240-USDA Revolving Loan Fund	138,072.09	-	57.69	-	-	-	-	138,129.78	141,129.78	3,000.00	141,129.78	-	141,129.78
250	250-TIF - Riverview	503.31	-	39.09	-	-	-	-	542.40	542.40	-	542.40	-	542.40
251	251-TIF - HyVie	3,666.27	-	5.24	-	-	-	-	3,671.51	3,671.51	-	3,671.51	-	3,671.51
255	255-TIF - Brewer Creek Estates	61,387.58	-	87.70	-	-	-	-	61,475.28	61,475.28	-	61,475.28	-	61,475.28
260	260-SSMID	22,038.60	-	875.76	-	-	65.00	-	22,849.36	22,849.36	-	22,849.36	-	22,849.36
265	265-TIF - Struchen	-	-	-	-	-	-	-	-	-	-	-	-	-
268	268-TIF - SE Development Park Project	(97,349.62)	75,000.00	1,351.23	-	-	-	-	(95,998.39)	(95,998.39)	-	(95,998.39)	75,000.00	(20,998.39)
272	272-TIF - Mitchell Machine	72.02	-	-	-	-	-	-	72.02	72.02	-	72.02	-	72.02
281	281-TIF - Gouley Subdivision	3,379.77	-	1,991.49	-	-	-	-	5,371.26	5,371.26	-	5,371.26	-	5,371.26
282	282-TIF - SW Watermain Improvement	1.98	-	-	-	-	-	-	1.98	1.98	-	1.98	-	1.98
283	283-TIF - Town & Country (F&B)	11,469.98	-	16.39	-	-	-	-	11,486.37	11,486.37	-	11,486.37	-	11,486.37
284	284-TIF - Fairway Stores	5,964.49	-	8.50	-	-	-	-	5,962.99	5,962.99	-	5,962.99	-	5,962.99
285	285-TIF - First State Bank	11,076.60	-	13.63	-	-	-	-	11,094.43	11,094.43	-	11,094.43	-	11,094.43
286	286-TIF - Unity Services LLC	4,176.16	45,000.00	816.71	-	-	-	-	4,992.87	4,992.87	-	4,992.87	45,000.00	49,992.87
287	287-TIF - Webster City Federal	15,900.23	-	22.76	-	-	-	-	15,922.99	15,922.99	-	15,922.99	-	15,922.99
288	288-TIF - Van Diest Medical Center	(2,500.00)	-	-	-	-	-	-	(2,500.00)	(2,500.00)	-	(2,500.00)	-	(2,500.00)
289	289-TIF - 2013 Medical Complex-URA-CTJ (Shapiro)	43,692.22	-	62.43	-	-	-	-	43,754.65	43,754.65	-	43,754.65	-	43,754.65
290	290-TIF - 30K Enterprises	6,346.68	-	9.07	-	-	-	-	6,355.76	6,355.76	-	6,355.76	-	6,355.76
291	291-TIF - 2016 Industrial - WC Custom Meats	(1,387.17)	-	-	-	-	-	-	(1,387.17)	(1,387.17)	-	(1,387.17)	-	(1,387.17)
292	292-TIF - Mary Ann's	-	-	-	-	-	-	-	-	-	-	-	-	-
293	293-TIF - Tasker's	(1,500.00)	-	-	-	-	-	-	(1,500.00)	(1,500.00)	-	(1,500.00)	-	(1,500.00)
294	294-TIF - Ridge Development	2,673.13	-	3.82	-	-	-	-	2,675.95	2,675.95	-	2,675.95	-	2,675.95
	Subtotal - Special Revenue Funds	2,670,953.07	2,451,340.07	71,186.09	1,050,000.00	-	149,580.46	-	3,642,468.70	3,681,753.12	99,294.42	3,681,753.12	1,401,340.07	5,083,093.19
Debt Service Fund														
300	300-Debt Service	346,534.73	100,000.00	21,341.25	-	-	9,154.30	-	358,721.68	358,721.68	-	358,721.68	100,000.00	458,721.68
	Subtotal - Debt Service Fund	346,534.73	100,000.00	21,341.25	-	-	9,154.30	-	358,721.68	358,721.68	-	358,721.68	100,000.00	458,721.68
Fiduciary & Agency Funds														
400	400-Joe E. Barr Trust	1,687.03	-	-	-	-	-	-	1,687.03	1,687.03	-	1,687.03	-	1,687.03
401	401-Edgar Foster Trust	1,973.08	-	-	-	-	-	-	1,973.08	1,973.08	-	1,973.08	-	1,973.08
402	402-Cahaly Cemetery Trust	5,112.28	-	-	-	-	-	-	5,112.28	5,112.28	-	5,112.28	-	5,112.28
403	403-Zella Silvers Trust	2,994.66	-	-	-	-	-	-	2,994.66	2,994.66	-	2,994.66	-	2,994.66
411	411-Mulberry Church	13,754.38	-	6,519.65	-	-	-	-	20,274.03	20,274.03	-	20,274.03	-	20,274.03
412	412-Youth Advisory	160.00	-	-	-	-	-	-	160.00	160.00	-	160.00	-	160.00
	Subtotal - Fiduciary & Agency Funds	25,681.43	-	6,519.65	-	-	-	-	32,201.08	32,201.08	-	32,201.08	-	32,201.08

Webster City
March 2020 Financial Report
As of March 31, 2020

Fund Code	Fund Name	Beginning Cash Balance	Beginning Investment Balance	Monthly Revenues	Investments Cashied	Transfers	Monthly Expenditures	Investments Purchased	Ending Cash Balance Before Adjustments	Cash Proof	Balance Sheet Adjustments	Ending Cash Balance	Ending Investment Balance	Treasurer's Ending Balance
-----------	-----------	------------------------	------------------------------	------------------	---------------------	-----------	----------------------	-----------------------	--	------------	---------------------------	---------------------	---------------------------	----------------------------

0404	Perpetual Care Trust (Non-imp.)	41,574.73	400,000.00	638.40	400,000.00	-	-	-	442,213.13	442,213.13	-	442,213.13	-	442,213.13
	Subtotal - Permanent Fund	41,574.73	400,000.00	638.40	400,000.00	-	-	-	442,213.13	442,213.13	-	442,213.13	-	442,213.13
Capital Project Funds														
500	500 Capital Improvement Reserve	1,208,039.28	800,000.00	63,631.31	500,000.00	-	-	-	1,771,669.59	1,771,669.59	-	1,771,669.59	300,000.00	2,071,669.59
502	502 Brewer Creek Estates	(62,207.80)	50,000.00	-	-	-	-	-	(62,207.80)	(62,207.80)	-	(62,207.80)	50,000.00	(12,207.80)
503	503 Boone River Trail	(2,165.00)	-	-	-	-	-	-	(2,165.00)	(2,165.00)	-	(2,165.00)	-	(2,165.00)
504	504 Second Street Reconstruction	(573,746.72)	-	-	-	-	-	-	(573,746.72)	(573,746.72)	-	(573,746.72)	-	(573,746.72)
506	506 Sidewalk Improvement Fund	45,703.38	-	-	-	-	-	-	45,703.38	45,703.38	-	45,703.38	-	45,703.38
525	525 Annual Street Maintenance	(1,373,876.07)	750,000.00	-	-	-	(332,000.30)	-	(1,041,845.77)	(1,041,845.77)	-	(1,041,845.77)	750,000.00	(291,845.77)
527	527 Public Railroad Crossings	149.30	-	-	-	-	-	-	149.30	149.30	-	149.30	-	149.30
528	528 Bridge Improvements	(253,792.94)	300,000.00	-	-	-	-	-	(253,792.94)	(253,792.94)	-	(253,792.94)	300,000.00	46,207.06
531	531E Second St Sidewalk/Street Improvements	-	-	-	-	-	-	-	-	-	-	-	-	-
532	532 James Street (Old Hwy 20) Project	-	-	-	-	-	-	-	-	-	-	-	-	-
533	533 Superior Street Sidewalk	-	-	-	-	-	-	-	-	-	-	-	-	-
534	534 Wilson-Brewer Park Improvement Project	(16,819.18)	-	-	-	-	15,088.82	-	(31,908.00)	(31,908.00)	-	(31,908.00)	-	(31,908.00)
535	535 W Twin Park Shelter Project	(1,340.00)	-	-	-	-	-	-	(1,340.00)	(1,340.00)	-	(1,340.00)	-	(1,340.00)
536	536 2020 2nd Street Reconstruction	(211,600.03)	-	-	-	-	361,388.07	-	(572,998.10)	(572,998.10)	-	(572,998.10)	-	(572,998.10)
538	538 2020 2nd Street Reconstruction	(1,241,864.78)	1,900,000.00	63,651.31	500,000.00	-	44,446.59	-	(722,480.06)	(722,480.06)	-	(722,480.06)	1,400,000.00	677,519.94
	Subtotal - Capital Project Funds	(1,241,864.78)	1,900,000.00	63,651.31	500,000.00	-	44,446.59	-	(722,480.06)	(722,480.06)	-	(722,480.06)	1,400,000.00	677,519.94
Enterprise Funds														
601	601 Electric Utility	490,816.53	1,900,000.00	1,353,242.54	-	-	1,071,450.23	-	712,810.84	4,707,956.07	46,039.30	4,753,895.37	1,900,000.00	2,853,895.37
601D	601D Electric Improvement Reserve	2,771,197.89	200,000.00	-	-	-	-	-	2,771,197.89	2,771,197.89	-	2,771,197.89	200,000.00	2,971,197.89
601E	601E Project Share Donations	1,304.01	-	579.00	-	-	-	-	1,883.01	1,883.01	-	1,883.01	-	1,883.01
601F	601F Green City Energy Donations	2,563.00	-	10.00	-	-	-	-	2,573.00	2,573.00	-	2,573.00	-	2,573.00
601G	601G Green City Energy Donations - Pleasant	510.00	-	-	-	-	-	-	510.00	510.00	-	510.00	-	510.00
601M	601M Electric Equipment Replacement	677,460.67	200,000.00	-	-	-	2,719.22	-	674,741.45	674,741.45	-	674,741.45	200,000.00	874,741.45
601N	601N Customer Deposit Trust	337,822.77	-	8,339.17	-	-	-	-	346,161.94	346,161.94	-	346,161.94	-	346,161.94
601P	601P Electric Economic Development	144,335.28	1,100,000.00	16,806.72	-	-	16,806.72	-	144,335.28	144,335.28	-	144,335.28	1,100,000.00	1,244,335.28
601Q	601Q USDA Elect Revenue Loan	8,403.36	-	-	-	-	16,806.72	-	8,403.36	8,403.36	-	8,403.36	-	8,403.36
	Subtotal - Electric Utility Fund	4,393,915.51	3,400,000.00	1,359,977.43	-	-	1,090,976.17	-	4,861,916.77	4,707,956.07	46,039.30	4,753,895.37	3,400,000.00	8,107,956.07
602	602 Water Utility	320,212.46	1,150,000.00	139,624.51	50,000.00	-	92,156.70	-	417,690.27	1,152,025.31	4,733.43	1,156,753.74	1,100,000.00	2,256,753.74
602A	602A Water Plant Improvements	54,811.94	-	-	-	-	-	-	54,811.94	54,811.94	-	54,811.94	-	54,811.94
602B	602B Water Bond Sinking	(207,142.50)	-	-	-	-	-	-	(207,142.50)	(207,142.50)	-	(207,142.50)	-	(207,142.50)
602D	602D Water Improvement Reserve	571,785.29	-	-	-	-	-	-	571,785.29	571,785.29	-	571,785.29	-	571,785.29
602E	602E Water Equipment Replacement	310,898.49	-	-	-	-	741.61	-	310,156.88	310,156.88	-	310,156.88	-	310,156.88
	Subtotal - Water Utility Fund	1,050,665.68	1,150,000.00	139,624.51	50,000.00	-	92,898.31	-	1,147,291.88	1,152,025.31	4,733.43	1,156,753.74	1,100,000.00	2,256,753.74
603	603 Sewer Utility	991,564.75	600,000.00	147,087.69	-	-	71,440.03	-	1,067,212.41	1,777,809.15	21,135.41	1,088,347.82	600,000.00	1,688,347.82
603A	603A Sewer Bond Sinking	(3,414.96)	-	-	-	-	-	-	(3,414.96)	(3,414.96)	-	(3,414.96)	-	(3,414.96)
603B	603B Sewer Bond Reserve	162,453.30	-	-	-	-	-	-	162,453.30	162,453.30	-	162,453.30	-	162,453.30
603D	603D Sewer Improvement Reserve	335,022.24	50,000.00	-	-	-	-	-	335,022.24	335,022.24	-	335,022.24	50,000.00	385,022.24
603E	603E Interceptor Sewer Trust	23,626.00	100,000.00	-	-	-	-	-	23,626.00	23,626.00	-	23,626.00	100,000.00	123,626.00
603F	603F Sewer Equipment Replacement	172,516.38	50,268.01	-	-	-	741.61	-	171,774.77	171,774.77	-	171,774.77	50,268.01	222,042.78
603F	603F Sewer Equipment Replacement	1,681,767.69	801,340.07	147,087.69	-	-	72,181.64	-	1,758,673.74	1,777,608.15	21,135.41	1,777,608.15	801,340.07	2,578,148.22
	Subtotal - Sewer Utility Fund	7,128,240.88	5,351,340.07	1,645,689.63	50,000.00	-	1,256,056.12	-	7,655,882.39	7,637,790.53	21,135.41	7,658,920.06	5,301,340.07	12,959,190.60
	Subtotal - Enterprise Funds	11,769,322.72	11,502,690.14	1,967,076.68	2,000,000.00	-	1,717,221.62	-	14,029,177.78	14,029,177.78	(7,025.09)	14,022,152.69	9,502,680.14	23,524,832.79
902	902 Medical/Flex Trust	27,005.05	-	5,160.20	-	-	-	-	32,165.25	25,140.16	(7,025.09)	25,140.16	-	25,140.16
	Subtotal - Internal Service Funds	27,005.05	-	5,160.20	-	-	-	-	32,165.25	25,140.16	(7,025.09)	25,140.16	-	25,140.16
	Total	11,796,327.72	11,502,690.14	1,967,076.68	2,000,000.00	-	1,717,221.62	-	14,029,177.78	14,029,177.78	(7,025.09)	14,022,152.69	9,502,680.14	23,524,832.79
							Less Petty Cash & Cash Req. Change					(1,000.00)		
							Computer Cash Balance					14,173,624.56		

Report Criteria:

Print Outstanding Checks and Deposits and Bank and Book Adjustments

GENERAL CHECKING (GENERAL CHECKING) (1)
March 31, 2020

Account: 00110000

Bank Account Number: 7021673

Bank Statement Balance:	14,194,611.12	Book Balance Previous Month:	11,685,600.74
Outstanding Deposits:	12,332.75	Total Receipts:	4,305,798.39
Outstanding Checks:	53,764.44	Total Disbursements:	1,830,427.15
Bank Adjustments:	7,792.55	Book Adjustments:	.00
Bank Balance:	14,160,971.98	Book Balance:	14,160,971.98

Outstanding Deposits

Deposit Number	Deposit Amount	Deposit Number	Deposit Amount	Deposit Number	Deposit Amount	Deposit Number	Deposit Amount	
1221	692.46	1229	10,635.11	1230	1,005.18			
							Total:	12,332.75

Deposits cleared: 70 Items Deposits Outstanding: 3 Items

Outstanding Checks

Check Number	Check Amount	Check Number	Check Amount	Check Number	Check Amount	Check Number	Check Amount
7	.01	1856	151.52	50049	44.27	51590	24.73
9	477.71	1866	18.47	50350	58.63	51592	48.15
10	379.09	3754	55.41	50419	80.15	51595	10.11
11	46.49	6804	28.63	50432	152.90	51596	10.90
1020	29.09	17532	247.00	50508	42.57	51601	18.75
1072	28.63	17542	97.12	50509	40.83	51666	24,029.41
1073	35.79	17791	64.67	50631	12.47	51682	64.72
1694	32.32	17939	1.86	50792	2.67	51691	16.30
1710	23.09	18050	71.73	50833	64.37	51734	64.03
1723	32.32	18333	49.48	50838	56.57	51756	6,317.53
1733	18.47	18616	2.25	50893	138.91	51808	7.01
1741	55.41	18738	39.35	50896	75.11	51811	9,165.39
1742	14.78	18760	44.22	50927	2.07	51833	15.00
1807	182.70	18862	68.08	51064	67.11	51842	45.58
1810	18.47	19009	377.00	51082	3,700.00	51850	2,480.00
1814	24.00	19329	11.93	51131	40.29	51894	9.00
1818	62.33	20274	62.14	51172	28.13	51895	105.00
1824	43.86	20489	274.07	51331	125.00	51914	65.39
1830	174.75	20538	31.15	51340	434.50	51919	21,730.95
1838	68.59	20570	71.91	51434	10.21	51943	36.00
1839	92.35	20579	75.00	51447	16.00	51945	714.26
1843	119.04	20909	69.01	51582	46.19	102419	3,000.00
1844	55.41	21362	21.47	51583	163.26	933000	22,241.00
1850	52.53	21368	1.82	51584	18.15		
1852	119.98	21796	46.03	51587	233.20	Total:	53,764.44
1853	28.29	32720	3,990.33	51589	243.78		

Check Number	Check Amount	Check Number	Check Amount	Check Number	Check Amount	Check Number	Check Amount
--------------	--------------	--------------	--------------	--------------	--------------	--------------	--------------

Checks cleared: 260 items Checks Outstanding: 101 items

Bank Adjustments

Description	Amount	Description	Amount
FULLER TRUST LOAN PYMT-CITY	9,154.30	MISSED DD UTIL PYMT	1,538.61-
RETURNED CHECK	197.69	CONG MEALS	20.83-
		Total:	7,792.55

Book Adjustments

No book adjustments found!

Report Criteria:

Print Outstanding Checks and Deposits and Bank and Book Adjustments

ADDRESS SERVICE REQUESTED

CITY OF WEBSTER CITY
400 SECOND ST
PO BOX 217
WEBSTER CITY IA 50595-0217

Managing Your Accounts

-  Customer Service (515)832-1133
-  Telephone Banking (800)260-8419
-  Mailing Address 635 1st Street
Webster City, IA 50595
-  Online Banking www.availa.bank

Summary of Accounts

Account Type	Account Number	Ending Balance
PUBLIC FUNDS CHECKING	7021673	\$500,211.75

PUBLIC FUNDS CHECKING-7021673

Account Summary

Date	Description	Amount
03/01/2020	Beginning Balance	\$500,198.09
	112 Credit(s) This Period	\$5,539,357.61
	276 Debit(s) This Period	\$5,539,343.95
03/31/2020	Ending Balance	\$500,211.75

Interest Summary

Description	Amount
Annual Percentage Yield Earned	0.50%
Interest Days	31
Interest Earned Not Paid	\$0.00
Interest Paid This Period	\$211.75
Interest Paid Year-to-Date	\$621.59
Minimum Balance	\$500,000.00

Deposits

Date	Description	Amount
03/02/2020	Transfer Deposit From DDA XXXXXX1682	\$3,227.80
03/04/2020	Deposit	\$22,359.71
03/04/2020	Deposit	\$97,008.09
03/04/2020	Deposit	\$65,339.01
03/05/2020	Transfer Deposit From DDA XXXXXX1682	\$110,031.34
03/06/2020	Deposit	\$30,346.18
03/06/2020	Deposit	\$60,621.86
03/09/2020	Deposit	\$125,655.49
03/11/2020	Deposit	\$58,891.28
03/11/2020	Transfer Deposit From DDA XXXXXX1682	\$13,679.29
03/12/2020	Deposit	\$141,978.14
03/12/2020	Deposit	\$2,024,834.76
03/13/2020	Deposit	\$108,632.19
03/16/2020	Deposit	\$92,299.60
03/17/2020	Deposit	\$49,410.97
03/18/2020	Deposit	\$10,270.75
03/19/2020	Transfer Deposit From DDA XXXXXX1682	\$107,662.41
03/20/2020	Deposit	\$20,056.88
03/20/2020	Deposit	\$89,765.28

635 1st Street
 Webster City, IA 50595

PUBLIC FUNDS CHECKING-7021673 (continued)
Deposits (continued)

Date	Description	Amount
03/23/2020	Transfer Deposit From DDA XXXXXX1682	\$734,046.78
03/24/2020	Deposit	\$185.21
03/24/2020	Deposit	\$37,732.72
03/24/2020	Deposit	\$47,743.57
03/24/2020	Transfer Deposit From DDA XXXXXX1682	\$66,958.50
03/25/2020	Deposit	\$22,800.75
03/25/2020	Transfer Deposit From DDA XXXXXX1682	\$111,347.61
03/26/2020	Deposit	\$13,330.81
03/26/2020	Transfer Deposit From DDA XXXXXX1682	\$18,024.05
03/27/2020	Deposit	\$23,179.28
03/30/2020	Transfer Deposit From DDA XXXXXX1682	\$33,050.12
03/31/2020	Deposit	\$412.30
03/31/2020	Deposit	\$18,765.55
03/31/2020	Deposit	\$71,503.61
03/31/2020	Accr Earning Pymt Added to Account	\$211.75

Electronic Credits

Date	Description	Amount
03/02/2020	ACH Deposit PAYMENTECH DEPOSIT Webster Service Fee	\$35.50
03/02/2020	ACH Deposit PAYMENTECH DEPOSIT Webster City Govt	\$1,290.85
03/03/2020	ACH Deposit GRAND TRUNK WEST PAYMENT CITY OF WEBSTER CIT	\$1,538.61
03/03/2020	ACH Deposit PAYMENTECH DEPOSIT Webster City Govt	\$1,666.85
03/03/2020	ACH Deposit PAYMENTECH DEPOSIT Webster Service Fee	\$45.84
03/03/2020	ACH Deposit PAYMENTECH DEPOSIT Webster City Govt	\$134.28
03/03/2020	ACH Deposit PAYMENTECH DEPOSIT Webster Service Fee	\$3.69
03/03/2020	ACH Deposit PAYMENTECH DEPOSIT Webster City Govt	\$483.24
03/03/2020	ACH Deposit PAYMENTECH DEPOSIT Webster Service Fee	\$13.30
03/04/2020	ACH Deposit PAYMENTECH DEPOSIT Webster Service Fee	\$17.21
03/04/2020	ACH Deposit PAYMENTECH DEPOSIT Webster City Govt	\$625.78
03/05/2020	ACH Deposit CAPTURIS BILL PAY CITY OF WEBSTER	\$650.05
03/05/2020	ACH Deposit PAYMENTECH DEPOSIT Webster City Govt	\$1,220.36
03/05/2020	ACH Deposit PAYMENTECH DEPOSIT Webster Service Fee	\$33.58
03/05/2020	ACH Deposit ST OF IA-E.F.T. E.F.T. WEBSTER CITY CITY OF	\$206.47
03/06/2020	ACH Deposit PAYMENTECH DEPOSIT Webster Service Fee	\$26.87
03/06/2020	ACH Deposit PAYMENTECH DEPOSIT Webster City Govt	\$976.62

PUBLIC FUNDS CHECKING-7021673 (continued)

Electronic Credits (continued)

Date	Description	Amount
03/06/2020	ACH Deposit THE HANOR CO WI PAYABLES CITY OF WEBSTER CIT	\$73.75
03/09/2020	ACH Deposit FIRST STATE BANK CASH TRANS CITY OF WEBSTER	\$20.83
03/09/2020	ACH Deposit PAYMENTECH DEPOSIT Webster City Govt	\$1,144.41
03/09/2020	ACH Deposit PAYMENTECH DEPOSIT Webster Service Fee	\$31.48
03/10/2020	ACH Deposit Corn Belt Power AP CITY OF WEBSTER CITY	\$248.81
03/10/2020	ACH Deposit PAYMENTECH DEPOSIT Webster Service Fee	\$40.47
03/10/2020	ACH Deposit PAYMENTECH DEPOSIT Webster City Govt	\$1,471.07
03/10/2020	ACH Deposit PAYMENTECH DEPOSIT Webster Service Fee	\$6.28
03/10/2020	ACH Deposit PAYMENTECH DEPOSIT Webster City Govt	\$228.40
03/10/2020	ACH Deposit PAYMENTECH DEPOSIT Webster Service Fee	\$20.63
03/10/2020	ACH Deposit PAYMENTECH DEPOSIT Webster City Govt	\$950.36
03/10/2020	ACH Deposit ST OF IA-E.F.T. E.F.T. WEBSTER CITY CITY OF	\$400.00
03/10/2020	ACH Deposit Webster City UTILITY CITY OF WEBSTER CITY U	\$122,073.05
03/11/2020	ACH Deposit CAPTURIS BILL PAY CITY OF WEBSTER	\$500.00
03/11/2020	ACH Deposit PAYMENTECH DEPOSIT Webster City Govt	\$2,101.72
03/11/2020	ACH Deposit PAYMENTECH DEPOSIT Webster Service Fee	\$57.81
03/12/2020	ACH Deposit FAB WM FAWMG City of Webster City	\$4,632.11
03/12/2020	ACH Deposit FAB WM FAWMG City of Webster City	\$4,522.19
03/12/2020	ACH Deposit FCSAMERICA FCSA AFCSA EXP CITY OF WEBSTER CI	\$1,187.35
03/12/2020	ACH Deposit PAYMENTECH DEPOSIT Webster Service Fee	\$50.65
03/12/2020	ACH Deposit PAYMENTECH DEPOSIT Webster City Govt	\$1,840.97
03/12/2020	ACH Deposit ST OF IA-E.F.T. E.F.T. WEBSTER CITY CITY OF	\$202.41
03/13/2020	ACH Deposit FAREWAY STORES ACH CITY OF WEBSTER CITY U	\$9,803.53
03/13/2020	ACH Deposit GRAND TRUNK WEST PAYMENT CITY OF WEBSTER CIT	\$1,311.63
03/13/2020	ACH Deposit HAMILTON COUNTY Treas Ord Webster City Corp.	\$93,689.77
03/13/2020	ACH Deposit MARY ANNS SPECIA USDA CITY OF WEBSTER CITY	\$8,403.36
03/13/2020	ACH Deposit PAYMENTECH DEPOSIT Webster Service Fee	\$59.09
03/13/2020	ACH Deposit PAYMENTECH DEPOSIT Webster City Govt	\$2,148.37
03/16/2020	ACH Deposit PAYMENTECH DEPOSIT Webster Service Fee	\$78.63

PUBLIC FUNDS CHECKING-7021673 (continued)

Electronic Credits (continued)

Date	Description	Amount
03/16/2020	ACH Deposit PAYMENTECH DEPOSIT Webster City Govt	\$617.39
03/17/2020	ACH Deposit CAPTURIS BILL PAY CITY OF WEBSTER	\$9,894.29
03/17/2020	ACH Deposit PAYMENTECH DEPOSIT Webster City Govt	\$2,079.50
03/17/2020	ACH Deposit PAYMENTECH DEPOSIT Webster Service Fee	\$57.18
03/17/2020	ACH Deposit PAYMENTECH DEPOSIT Webster City Govt	\$146.74
03/17/2020	ACH Deposit PAYMENTECH DEPOSIT Webster Service Fee	\$4.04
03/17/2020	ACH Deposit ST OF IA-E.F.T. E.F.T. WEBSTER CITY CITY OF	\$40,906.96
03/18/2020	ACH Deposit PAYMENTECH DEPOSIT Webster City Govt	\$832.05
03/18/2020	ACH Deposit PAYMENTECH DEPOSIT Webster Service Fee	\$74.26
03/19/2020	ACH Deposit PAYMENTECH DEPOSIT Webster City Govt	\$738.82
03/20/2020	ACH Deposit Com Belt Power AP CITY OF WEBSTER CITY	\$90,262.79
03/20/2020	ACH Deposit MARY ANNS SPECIA WC ECONOM WEBSTER CITY	\$14,104.05
03/20/2020	ACH Deposit PAYMENTECH DEPOSIT Webster City Govt	\$1,058.84
03/20/2020	ACH Deposit THE HANOR CO WI PAYABLES CITY OF WEBSTER CIT	\$687.75
03/20/2020	ACH Deposit Webster City UTILITY CITY OF WEBSTER CITY U	\$61,938.79
03/23/2020	ACH Deposit PAYMENTECH DEPOSIT Webster City Govt	\$1,126.20
03/24/2020	ACH Deposit PAYMENTECH DEPOSIT Webster Service Fee	\$3.16
03/24/2020	ACH Deposit PAYMENTECH DEPOSIT Webster City Govt	\$3,133.11
03/24/2020	ACH Deposit PAYMENTECH DEPOSIT Webster City Govt	\$322.44
03/24/2020	ACH Deposit PAYMENTECH DEPOSIT Webster City Govt	\$435.92
03/25/2020	ACH Deposit Com Belt Power AP CITY OF WEBSTER CITY	\$2,057.00
03/25/2020	ACH Deposit PAYMENTECH DEPOSIT Webster City Govt	\$1,335.41
03/26/2020	ACH Deposit PAYMENTECH DEPOSIT Webster City Govt	\$474.41
03/27/2020	ACH Deposit FAREWAY STORES ACH CITY OF WEBSTER CITY U	\$8,603.66
03/27/2020	ACH Deposit NORTH IOWA MUNIC ACH Paymen Webster City	\$329,829.00
03/27/2020	ACH Deposit PAYMENTECH DEPOSIT Webster City Govt	\$1,621.67
03/27/2020	ACH Deposit ST OF IA-E.F.T. E.F.T. WEBSTER CITY CITY OF	\$61,839.78
03/30/2020	ACH Deposit PAYMENTECH DEPOSIT Webster City Govt	\$554.78
03/31/2020	ACH Deposit Com Belt Power AP CITY OF WEBSTER CITY	\$32,923.00

635 1st Street
Webster City, IA 50595

PUBLIC FUNDS CHECKING-7021673 (continued)

Electronic Credits (continued)

Date	Description	Amount
03/31/2020	ACH Deposit PAYMENTECH DEPOSIT Webster City Govt	\$1,259.63
03/31/2020	ACH Deposit PAYMENTECH DEPOSIT Webster City Govt	\$393.20
03/31/2020	ACH Deposit WEBSTER CITY CREDITS Webster City	\$172,409.92

Electronic Debits

Date	Description	Amount
03/02/2020	ACH Payment RUAN INC DIR PAY WEBSTER CITY	\$3,990.33
03/03/2020	ACH Payment PAYMENTECH FEE Webster City Govt	\$369.12
03/03/2020	ACH Payment PAYMENTECH FEE Webster Service Fee	\$79.98
03/05/2020	ACH Payment Webster City PAYROLL CITY OF WEBSTER CITY	\$109,146.73
03/05/2020	ACH Payment Xpress Bill Pay BILLING Webster City	\$483.94
03/09/2020	ACH Payment IA CHILD SUPPORT CHILD SUPP CITY OF WEBSTER	\$683.98
03/09/2020	ACH Payment IA DEPT OF REV IA REV PAY WEBSTER CITY CITY	\$6,918.00
03/09/2020	ACH Payment IRS USATAXPYMT CITY OF WEBSTER CITY	\$33,534.51
03/10/2020	ACH Payment IA DEPT OF REV IA REV PAY WEBSTER CITY CITY	\$11,173.00
03/10/2020	ACH Payment IA DEPT OF REV IA REV PAY WEBSTER CITY CITY	\$3,532.00
03/19/2020	ACH Payment Webster City PAYROLL CITY OF WEBSTER CITY	\$108,401.23
03/20/2020	ACH Payment CITY OF WEBSTER USDA TRANS CHECKING * * * 1673	\$3,000.00
03/23/2020	ACH Payment IA CHILD SUPPORT CHILD SUPP CITY OF WEBSTER	\$683.98
03/23/2020	ACH Payment IA DEPT OF REV IA REV PAY WEBSTER CITY CITY	\$6,854.00
03/23/2020	ACH Payment IPERS PAYROLL CITY OF WEBSTER CITY	\$38,046.99
03/23/2020	ACH Payment IRS USATAXPYMT CITY OF WEBSTER CITY	\$33,495.45
03/23/2020	ACH Payment NORTH IOWA MUNIC ACH Collec Webster City	\$599,532.16
03/24/2020	ACH Payment IA DEPT OF REV IA REV PAY WEBSTER CITY CITY	\$10,048.00
03/24/2020	ACH Payment IA DEPT OF REV IA REV PAY WEBSTER CITY CITY	\$3,574.00
03/25/2020	ACH Payment USDA RD RUS PAYMENT WEBSTER CITY, CITY	\$16,806.72

Other Debits

Date	Description	Amount
03/01/2020	Transfer Withdrawal To DDA XXXXXX1682	\$198.09
03/03/2020	Transfer Withdrawal To DDA XXXXXX1682	\$1,636.33
03/04/2020	Transfer Withdrawal To DDA XXXXXX1682	\$147,516.47

635 1st Street
Webster City, IA 50595

PUBLIC FUNDS CHECKING-7021673 (continued)

Other Debits (continued)

Date	Description	Amount
03/06/2020	Transfer Withdrawal To DDA XXXXXX1682	\$88,588.84
03/09/2020	Transfer Withdrawal To DDA XXXXXX1682	\$12,102.07
03/10/2020	Transfer Withdrawal To DDA XXXXXX1682	\$27,124.68
03/11/2020	Dep Item Rtn ACH Webster City UTILITY WEBSTER THEATRE-AcctClo	\$793.21
03/11/2020	Dep Item Ret Chrg	\$5.00
03/12/2020	Transfer Withdrawal To DDA XXXXXX1682	\$2,174,313.40
03/13/2020	Transfer Withdrawal To DDA XXXXXX1682	\$222,019.76
03/16/2020	Deposit Item Ret RTN CHECK- NSF- STEVE JOHNSON	\$185.21
03/16/2020	Transfer Withdrawal To DDA XXXXXX1682	\$89,246.12
03/16/2020	Dep Item Ret Chrg	\$5.00
03/17/2020	Transfer Withdrawal To DDA XXXXXX1682	\$102,481.21
03/18/2020	Transfer Withdrawal To DDA XXXXXX1682	\$10,700.41
03/20/2020	Transfer Withdrawal To DDA XXXXXX1682	\$257,957.43
03/24/2020	Dep Item Rtn ACH Webster City UTILITY GROAT, DAVE- ACCT CLOSE	\$197.69
03/24/2020	Dep Item Ret Chrg	\$5.00
03/25/2020	Deposit Item Ret RETURN CHECK-CHAD SCHNELL-NSF	\$412.30
03/25/2020	Dep Item Ret Chrg	\$5.00
03/27/2020	Transfer Withdrawal To DDA XXXXXX1682	\$416,732.71
03/31/2020	Transfer Withdrawal To DDA XXXXXX1682	\$188,588.07

Checks Cleared

Check Nbr	Date	Amount	Check Nbr	Date	Amount	Check Nbr	Date	Amount
1735	03/09/2020	\$36.94	1811*	03/10/2020	\$51.72	1834	03/30/2020	\$364.60
1744*	03/23/2020	\$53.69	1812	03/17/2020	\$18.47	1835	03/11/2020	\$33.00
1747*	03/02/2020	\$18.47	1813	03/10/2020	\$51.44	1836	03/11/2020	\$140.00
1752*	03/03/2020	\$18.47	1815*	03/11/2020	\$73.88	1837	03/24/2020	\$68.59
1757*	03/02/2020	\$18.47	1816	03/10/2020	\$51.44	1840*	03/31/2020	\$73.88
1760*	03/02/2020	\$33.25	1817	03/10/2020	\$51.44	1841	03/24/2020	\$73.88
1777*	03/06/2020	\$51.44	1819*	03/11/2020	\$88.88	1842	03/26/2020	\$68.59
1779*	03/03/2020	\$36.94	1820	03/16/2020	\$44.45	1845*	03/25/2020	\$119.04
1781*	03/03/2020	\$36.94	1821	03/09/2020	\$150.19	1846	03/24/2020	\$119.04
1783*	03/31/2020	\$357.59	1822	03/13/2020	\$110.75	1847	03/30/2020	\$73.88
1784	03/02/2020	\$73.88	1823	03/13/2020	\$49.58	1848	03/24/2020	\$204.32
1787*	03/12/2020	\$36.94	1825*	03/16/2020	\$24.94	1849	03/25/2020	\$112.12
1788	03/02/2020	\$33.25	1826	03/09/2020	\$348.38	1851*	03/25/2020	\$165.48
1790*	03/16/2020	\$56.56	1827	03/10/2020	\$88.88	1854*	03/26/2020	\$16.62
1793*	03/05/2020	\$34.63	1828	03/11/2020	\$17.08	1855	03/26/2020	\$389.13
1800*	03/03/2020	\$111.21	1829	03/09/2020	\$287.50	1857*	03/24/2020	\$68.34
1806*	03/31/2020	\$182.52	1831*	03/09/2020	\$139.61	1858	03/24/2020	\$254.64
1808*	03/24/2020	\$34.30	1832	03/16/2020	\$197.32	1859	03/31/2020	\$185.79
1809	03/10/2020	\$51.44	1833	03/11/2020	\$50.00	1860	03/24/2020	\$122.75

ADDRESS SERVICE REQUESTED

CITY OF WEBSTER CITY
SWEEP ACCOUNT
400 SECOND ST
PO BOX 217
WEBSTER CITY IA 50595-0217

Managing Your Accounts

-  Customer Service (515)832-1133
-  Telephone Banking (800)260-8419
-  Mailing Address 635 1st Street
Webster City, IA 50595
-  Online Banking www.availa.bank

Summary of Accounts

Account Type	Account Number	Ending Balance
PUBLIC FUNDS CHECKING	7021682	\$13,556,269.59

PUBLIC FUNDS CHECKING-7021682

Account Summary

Date	Description	Amount
03/01/2020	Beginning Balance	\$10,995,300.27
	15 Credit(s) This Period	\$3,758,997.22
	9 Debit(s) This Period	\$1,198,027.90
03/31/2020	Ending Balance	\$13,556,269.59

Interest Summary

Description	Amount
Annual Percentage Yield Earned	1.86%
Interest Days	31
Interest Earned Not Paid	\$0.00
Interest Paid This Period	\$19,791.63
Interest Paid Year-to-Date	\$52,541.25
Minimum Balance	\$10,992,270.56

Deposits

Date	Description	Amount
03/01/2020	Transfer Deposit From DDA XXXXXX1673	\$198.09
03/03/2020	Transfer Deposit From DDA XXXXXX1673	\$1,636.33
03/04/2020	Transfer Deposit From DDA XXXXXX1673	\$147,516.47
03/06/2020	Transfer Deposit From DDA XXXXXX1673	\$88,588.84
03/09/2020	Transfer Deposit From DDA XXXXXX1673	\$12,102.07
03/10/2020	Transfer Deposit From DDA XXXXXX1673	\$27,124.68
03/12/2020	Transfer Deposit From DDA XXXXXX1673	\$2,174,313.40
03/13/2020	Transfer Deposit From DDA XXXXXX1673	\$222,019.76
03/16/2020	Transfer Deposit From DDA XXXXXX1673	\$89,246.12
03/17/2020	Transfer Deposit From DDA XXXXXX1673	\$102,481.21
03/18/2020	Transfer Deposit From DDA XXXXXX1673	\$10,700.41

635 1st Street
Webster City, IA 50595

PUBLIC FUNDS CHECKING-7021682 (continued)

Deposits (continued)

Date	Description	Amount
03/20/2020	Transfer Deposit From DDA XXXXXX1673	\$257,957.43
03/27/2020	Transfer Deposit From DDA XXXXXX1673	\$416,732.71
03/31/2020	Transfer Deposit From DDA XXXXXX1673	\$188,588.07
03/31/2020	Accr Earning Pymt Added to Account	\$19,791.63

Other Debits

Date	Description	Amount
03/02/2020	Transfer Withdrawal To DDA XXXXXX1673	\$3,227.80
03/05/2020	Transfer Withdrawal To DDA XXXXXX1673	\$110,031.34
03/11/2020	Transfer Withdrawal To DDA XXXXXX1673	\$13,679.29
03/19/2020	Transfer Withdrawal To DDA XXXXXX1673	\$107,662.41
03/23/2020	Transfer Withdrawal To DDA XXXXXX1673	\$734,046.78
03/24/2020	Transfer Withdrawal To DDA XXXXXX1673	\$66,958.50
03/25/2020	Transfer Withdrawal To DDA XXXXXX1673	\$111,347.61
03/26/2020	Transfer Withdrawal To DDA XXXXXX1673	\$18,024.05
03/30/2020	Transfer Withdrawal To DDA XXXXXX1673	\$33,050.12

Daily Balances

Date	Amount	Date	Amount	Date	Amount
03/01/2020	\$10,995,498.36	03/11/2020	\$11,145,528.32	03/23/2020	\$13,160,537.46
03/02/2020	\$10,992,270.56	03/12/2020	\$13,319,841.72	03/24/2020	\$13,093,578.96
03/03/2020	\$10,993,906.89	03/13/2020	\$13,541,861.48	03/25/2020	\$12,982,231.35
03/04/2020	\$11,141,423.36	03/16/2020	\$13,631,107.60	03/26/2020	\$12,964,207.30
03/05/2020	\$11,031,392.02	03/17/2020	\$13,733,588.81	03/27/2020	\$13,380,940.01
03/08/2020	\$11,119,980.86	03/18/2020	\$13,744,289.22	03/30/2020	\$13,347,889.89
03/09/2020	\$11,132,082.93	03/19/2020	\$13,636,626.81	03/31/2020	\$13,556,269.59
03/10/2020	\$11,159,207.61	03/20/2020	\$13,894,584.24		

Overdraft and Returned Item Fees

	Total for this period	Total year-to-date
Total Overdraft Fees	\$0.00	\$0.00
Total Returned Item Fees	\$0.00	\$0.00

635 1st Street
Webster City, IA 50595

ADDRESS SERVICE REQUESTED

CITY OF WEBSTER CITY
WC USDA REVOLVING LOAN
400 SECOND ST
PO BOX 217
WEBSTER CITY IA 50595-0217

Managing Your Accounts

-  Customer Service (515)832-1133
-  Telephone Banking (800)260-8419
-  Mailing Address 635 1st Street
Webster City, IA 50595
-  Online Banking www.availa.bank

Summary of Accounts

Account Type	Account Number	Ending Balance
PUBLIC FUNDS CHECKING	7025498	\$138,129.78

PUBLIC FUNDS CHECKING-7025498

Account Summary

Date	Description	Amount
03/01/2020	Beginning Balance	\$135,072.09
	2 Credit(s) This Period	\$3,057.69
	0 Debit(s) This Period	\$0.00
03/31/2020	Ending Balance	\$138,129.78

Interest Summary

Description	Amount
Annual Percentage Yield Earned	0.50%
Interest Days	31
Interest Earned Not Paid	\$0.00
Interest Paid This Period	\$57.69
Interest Paid Year-to-Date	\$165.26
Minimum Balance	\$135,072.09

Deposits

Date	Description	Amount
03/31/2020	Accr Earning Pymt Added to Account	\$57.69

Electronic Credits

Date	Description	Amount
03/20/2020	ACH Deposit CITY OF WEBSTER USDA TRANS USDA TRANSFER	\$3,000.00

Daily Balances

Date	Amount	Date	Amount	Date	Amount
03/01/2020	\$135,072.09	03/20/2020	\$138,072.09	03/31/2020	\$138,129.78

Overdraft and Returned Item Fees

	Total for this period	Total year-to-date
Total Overdraft Fees	\$0.00	\$0.00
Total Returned Item Fees	\$0.00	\$0.00

**City of Webster City - Receipts
MARCH, 2020**

<u>FUND</u>	<u>AMOUNT</u>
GENERAL FUND	\$142,930.15
ROAD USE TAX FUND	\$40,906.96
TIF	\$4,430.26
SSMID	\$875.76
SPECIAL REVENUE FUNDS	\$24,953.11
DEBT SERVICE FUND	\$21,341.25
FIDUCIARY FUNDS	\$6,519.65
PERMANENT FUND	\$638.40
IMPROVEMENT FUNDS	\$63,631.31
ELECTRIC UTILITY FUND	\$1,358,977.43
WATER UTILITY FUND	\$139,624.51
SEWER UTILITY FUND	<u>\$147,087.69</u>
TOTAL	<u>\$1,951,916.48</u>

City of Webster City
Summary of Investments - March 2020

<u>Financial Institution</u>	<u>Investment</u>	<u>Int Rate</u>	<u>Begin Balance</u>	<u>Purchased</u>	<u>Redeemed</u>	<u>Ending Balance</u>	<u>Interest Received</u>	<u>Interest YTD</u>
WCF Financial Bank	CD-9 mo--redeemed Sept 2019	2.75%	-	-	-	-	-	53,802.37
WCF Financial Bank	CD-12 mo--redeemed Nov 2019	3.00%	-	-	-	-	-	74,753.43
WCF Financial Bank	CD-3 mo--redeemed Jan 2020	2.00%	-	-	-	-	-	2,459.43
WCF Financial Bank	CD-6 mo-purch Oct 2019	1.95%	500,000.00	-	-	500,000.00	-	
First State Bank	CD-3 mo--redeemed Aug 2019	2.65%	-	-	-	-	-	13,358.90
First State Bank	CD-12 mo-purch Aug 2019	2.12%	2,000,000.00	-	-	2,000,000.00	-	
First State Bank	CD-6 mo--redeemed Nov 2019	2.65%	-	-	-	-	-	26,717.81
First State Bank	CD-9 mo--redeemed March 2020	2.65%	2,000,000.00	-	2,000,000	-	13,358.90	
First State Bank	CD-12 mo-purch May 2019	2.85%	2,000,000.00	-	-	2,000,000.00	-	
First State Bank	CD-9 mo-purch June 2019	2.40%	1,000,000.00	-	-	1,000,000.00	-	
First State Bank	CD-12 mo-purch June 2019	2.45%	1,000,000.00	-	-	1,000,000.00	-	
Availa Bank	CD-3 mo--redeemed Oct 2019	2.30%	-	-	-	-	-	5,852.12
Availa Bank	CD-6 mo-purch June 2019	2.41%	-	-	-	-	-	12,083.01
Availa Bank	CD-9 mo-purch-Oct 2019	2.03%	500,000.00	-	-	500,000.00	-	
Peoples Credit Union	CD-3 mo redeemed Dec 2019	2.15%	-	-	-	-	-	2,680.14
Peoples Credit Union	CD-6 mo purch Sept 2019	2.20%	500,000.00	-	-	500,000.00	-	
Peoples Credit Union	CD-12 mo purch Sept 2019	2.35%	1,000,000.00	-	-	1,000,000.00	-	
Peoples Credit Union	CD-12 mo purch Dec 2019	1.95%	500,000.00	-	-	500,000.00	-	
Peoples Credit Union	CD-12 mo purch Dec 2019	1.95%	502,680.14	-	-	502,680.14	-	
Availa Bank	Sweep Account	1.85%	-	-	-	-	16,696.55	99,276.58
Availa Bank	Checking Account	0.50%	-	-	-	-	198.08	1,670.11
			11,502,680.14	-	2,000,000	9,502,680.14	30,253.53	306,012.80

NO FORMAL BID REQUEST - EMAIL ASKING FOR OPTIONS

FSB - 1 YEAR - 1.75%

UBA (Ft Dodge) - 1 year - 1.61%

WCF - 1 year - .90%

Sweep account earning 1.85% - chose to not purchase any new CD's in March

ELECTRIC REPORT FOR THE MONTH OF MARCH 2020

(Production Month-February 2020; Billing Month (Due) - March 2020)

	<u>MONTH</u> <u>March</u>	<u>Year to</u> <u>Date 2020</u>	<u>MONTH</u> <u>March</u>	<u>Year to</u> <u>Date 2019</u>
TOTAL PURCHASED POWER K.W.	8,262,298	26,553,678	8,609,317	27,027,109
Gross K.W. Generated For Maint. For Corn Belt	29,610 0	29,610 0	0 0	0 0
Station Power K.W.	23,979	67,173	34,432	97,474
NET K.W. TO BOARD	8,238,319	26,486,505	8,574,885	26,929,635
Billed by Clerk's Office to Customers K.W:				
Commercial Sales	2,051,608	6,476,934	2,035,774	6,617,603
Industrial Sales	2,245,300	7,305,967	2,300,346	7,367,690
Residential Sales	2,295,540	7,911,232	2,628,087	8,423,433
Sales for Resale-Wholesale	650,300	2,248,400	699,900	2,151,800
City Departments & Street Lights	444,820	1,435,422	445,301	1,479,868
KILOWATTS UNACCOUNTED	550,751	1,108,550	465,477	889,241
Percentage of Unaccounted for	6.69%	4.19%	5.43%	3.30%

LOAD COMPARISON	<u>2020</u>	<u>2019</u>
Peak K.W. Demand	17,058	17,342
Purchased Power	8,262,298	8,609,317
Net to Board	8,238,319	8,574,885

REMARKS:

WASTEWATER TREATMENT PLANT REPORT FOR THE MONTH OF MARCH 2020

	MONTH March	Year to Date 2020	MONTH March	Year to Date 2019	
Total gallons flow	71,468,000	156,332,000	67,000,000	144,387,000	gal
Average daily flow	2,305,419		2,161,290		gal/da
Percentage treated	100		99		%
Total gallons raw sludge	148,209	402,545	127,381	299,494	gal
Total gallons digested sludge out	0		0		gal
Total gallons sludge transferred to storage tank	172,020		108,100		gal
Total gallons supernatant returned	221,160		112,000		gal
Methane gas produced	174,920		97,094		cu.ft.
Average effluent CBOD (25 mg/l aver. 40 mg/l max.)	7.25		10.35		mg/l
Number of days max. limit was exceeded	0		0		da
Average % removal	96.3		95.1		%
Average effluent suspended solids (30 mg/l aver. 45 mg/l max.)	6.7		10.37		mg/l
Number of days max. limit was exceeded	0		0		da
Average percent removal	95.3		96.7		%
Average effluent ammonia nitrogen "March" (4.5 mg/l average, 14.7 mg/l max. limitation)	0		0.28		mg/l
Number of days max. limit was exceeded	0		0		da

WATER PLANT REPORT FOR THE MONTH OF MARCH 2020

(Production Month- February 2020 Billing Month (Due) - March 2020)

	MONTH	Year to Date 2020	MONTH	Year to Date 2019
Total Gallons Pumped from Wells	21,293,000	67,451,000	20,428,000	61,338,000
Average Gallons Pumped	(734,241)			(657,774)
Gallons for Sludge	58,750	119,850	54,050	108,100
Total Gallons to Water Plant	21,234,250	67,331,150	20,373,950	61,229,900
Gallons to Distribution System From From Water Plant (Effluent reading)	22,792,000	70,849,000	23,069,000	68,896,000
TOTAL TO SYSTEM - CUBIC FEET	3,046,847	9,471,133	3,083,877	9,210,055
Billed by Clerk's Office to Customers Cubic Feet	2,135,900	6,841,200	1,967,300	6,565,200
Billed by City Departments Cubic Feet	126,000	362,400	80,200	223,600
Used by City Departments, but not billed-estimated Cubic Feet				
Fire	0	0	0	0
Meter	0	0	0	0
Sew. Disp.	0	0	0	0
Street,Water,SewerDistribution,Line <i>(main breaks,hydrant flush,sewer, valve rpr,w.tower, line dept</i>	65,049	125,606	13,368	272,227
Water Plant filter backwash	127,050	381,150	127,050	381,150
Ground storage tank loss				
Recreation-Drink.Fount.	0	0	0	0
Cemetery	0	0	0	0
Change in Distribution System	0	0	0	0
Used by Contractor	0	0	0	0
CUBIC FEET UNACCOUNTED FOR	592,848	1,760,777	895,959	1,767,878
Percentage of Unaccounted for	19.46%	18.59%	29.05%	19.20%

NOTE: 25 loads of lime sludge
hailed to farm ground

NOTE: 23 loads of lime sludge
hailed to farm ground

REMARKS:
122 of 132

**CITY OF WEBSTER CITY, IOWA - UTILITY REPORT
ELECTRIC UTILITY PURCHASES & SALES - 2020**

Purch. Power Period	Billing Month (Due)	Month Purch. Power kWh	Pur Pwr lessStaPwr = Net to Board kWh	Month Billed KWh less StaPwr	Col D Net to Board		Month Unaccounted For %	Yr To Date Purch. Power less sta pwrkWh	Yr To Date Billed & SPwr kWh	Yr To Date Unaccounted kWh	Yr To Date Unaccounted For %
					Mo Unaccountec For	Mo billed					
Dec	Jan 2020	9,094,812	9,076,434	8,870,578	205,856		2.27%	9,076,434	8,870,578	205,856	2.27%
Jan	Feb 2020	9,196,568	9,171,752	8,819,809	351,943		3.84%	18,248,186	17,690,387	557,799	3.06%
Feb	Mar 2020	8,262,298	8,238,319	7,687,568	550,751		6.69%	26,486,505	25,377,955	1,108,550	4.19%
Mar	Apr 2020										
Apr	May 2020										
May	Jun 2020										
Jun	July 2020										
July	Aug 2020										
Aug	Sept 2020										
Sep	Oct 2020										
Oct	Nov 2020										
Nov	Dec 2020										
TOTALS		26,553,678	26,486,505	25,377,955	1,108,550						

Billings

By Type of

By Type of Serv-kWh	Commercial	Industrial	City Depts & Street Lights	Residential	Wholesale	Station Power-N/C	Billed & Sta. Pwr Total	Previous Year Bill&Sta.Pwr Tot
Jan 2020	2,232,709	2,429,255	509,686	2,853,028	845,900	18,378	8,888,956	8,494,312
Feb 2020	2,192,617	2,631,412	480,916	2,762,664	752,200	24,816	8,844,625	9,499,716
Mar 2020	2,051,608	2,245,300	444,820	2,295,540	650,300	23,979	7,711,547	8,143,850
Apr 2020								
May 2020								
Jun 2020								
July 2020								
Aug 2020								
Sep 2020								
Oct 2020								
Nov 2020								
Dec 2020								
TOTALS	6,476,934	7,305,967	1,435,422	7,911,232	2,248,400	67,173	25,445,128	26,137,878

BILLING AMOUNT

	Commercial Sales	Industrial Sales	City Depts. & St. Light Sales	Residential Sales	Wholesale Sales	Station Power	TOTAL SALES	PREVIOUS YEAR
Jan 2020	\$261,181.61	\$207,916.57	\$51,937.47	\$366,235.46	\$76,776.60	N/C	\$964,047.71	\$957,971.18
Feb 2020	\$257,023.58	\$250,460.38	\$49,498.70	\$357,250.02	\$72,848.91		\$987,081.59	\$1,007,360.53
Mar 2020	\$244,102.48	\$224,974.97	\$46,656.07	\$313,465.16	\$67,271.75		\$896,470.43	\$882,252.67
Apr 2020								
May 2020								
Jun 2020								
July 2020								
Aug 2020								
Sep 2020								
Oct 2020								
Nov 2020								
Dec 2020								
TOTALS	\$762,307.67	\$683,351.92	\$148,092.24	\$1,036,950.64	\$216,897.26		\$2,847,599.73	\$2,847,584.38

Number of Customers

	Commercial	Industrial	City Depts & St. Lights	Residential	Wholesale	Total	Previous Year
Jan 2020	523	8	45	3,862	3	4,441	4,409
Feb 2020	520	8	45	3,850	3	4,426	4,410
Mar 2020	520	8	45	3,884	3	4,460	4,404
Apr 2020							
May 2020							
Jun 2020							
July 2020							
Aug 2020							
Sep 2020							
Oct 2020							
Nov 2020							
Dec 2020							

WATER UTILITY PRODUCTION SALES & USAGE 2019

Prod Mo.	Billing Month (Due)	Month to Distribution System C/F	Month Billed & Unbilled Usage C/F	Month Unaccounted For C/F	Month Unaccounted For %	Yr to Date To Distribution System C/F	Yr to Date Billed & Unbilled C/F	Yr To Date Unaccounted For C/F	Yr To Date Unaccounted For %
Dec	Jan 2020	3,201,248	2,720,638	480,610	15.01%	3,201,248	2,720,638	480,610	15.01%
Jan	Feb 2020	3,223,038	2,535,719	687,319	21.33%	6,424,286	5,256,357	1,167,929	18.18%
Feb	Mar 2020	3,046,847	2,453,999	592,848	19.46%	9,471,133	7,710,356	1,760,777	18.59%
Mar	Apr 2020	3,333,333	2,222,222	1,111,111	33.33%	12,804,466	9,932,578	2,871,888	22.43%
Apr	May 2020								
May	Jun 2020								
June	July 2020								
July	Aug 2020								
Aug	Sep 2020								
Sep	Oct 2020								
Oct	Nov 2020								
Nov	Dec 2020								
TOTALS		12,804,466	9,932,578	2,871,888					

Billings & Usage

By Type of Service-C/F	Commercial	Industrial	City Depts.	Residential	Used by City Dep. i.e. water breaks flush, etc. Not metered	Total	Previous Year	Previous Year Produced
Jan 2020	710,500	408,600	126,000	1,301,700	173,838	2,720,638	2,791,049	3,021,849
Feb 2020	665,200	368,100	110,400	1,251,200	140,819	2,535,719	2,463,210	3,104,330
Mar 2020	689,600	315,100	126,000	1,131,200	192,099	2,453,999	2,187,918	3,083,877
Apr 2020								
May 2020								
Jun 2020								
July 2020								
Aug 2020								
Sep 2020								
Oct 2020								
Nov 2020								
Dec 2020								
TOTALS	2,065,300	1,091,800	362,400	3,684,100	506,756	7,710,356	7,442,177	9,210,056

BILLING AMOUNT

	Commercial Sales	Industrial Sales	City Depts. Sales	Residential Sales	City Depts Not Sold	TOTAL SALES	PREVIOUS YEAR
Jan 2020	\$32,707.58	\$13,919.32	\$4,596.40	\$98,605.46	N/C	\$149,828.76	\$ 145,015.83
Feb 2020	\$31,227.04	\$12,705.97	\$4,090.18	\$95,392.41	N/C	\$143,415.60	\$ 141,314.24
Mar 2020	\$32,293.75	\$11,051.57	\$4,557.10	\$89,874.36	N/C	\$137,776.78	\$ 129,265.34
Apr 2020							
May 2020							
Jun 2020							
July 2020							
Aug 2020							
Sep 2020							
Oct 2020							
Nov 2020							
Dec 2020							
TOTALS	\$96,228.37	\$37,676.86	\$13,243.68	\$283,872.23		\$431,021.14	\$ 415,595.41

Number of Customers

	Commercial	Industrial	City Depts.	Residential	Previous Year
Jan 2019	342	8	13	3,169	3,532
Feb 2019	342	8	13	3,153	3,516
Mar 2019	345	8	13	3,157	3,523
Apr 2019					3,491
May 2019					
Jun 2019					
July 2019					
Aug 2019					
Sept 2019					
Oct 2019					
Nov 2019					
Dec 2019					

DATE	TIME	REASON	ACTIVITY	FINDING	ACTION	REASON:		
3/2/2020	9:17 AM	1 1693 210th Street (NEW Const., 2Mile)	Site Visit, Zoning Permit (2Mile, Territorial)	5	13	30	40	01 Routine Inspection 02 Complaint Inspection
		2 709 Oakwood Driver (NEW Const.)						
3/2/2020	1:49 PM	2 709 Oakwood Driver (NEW Const.)	Insulation Inspection, Second (PASSED)	3	13(c)	30	40	03 Routine re-Inspection 04 Complaint Re-Insp.
		3 1206 Second Street (Garbage in Yard)						
3/2/2020	2:05 PM	3 1206 Second Street (Garbage in Yard)	Compliance	4	27	30	40	05 Permit Research
		4 726 Second Street (Kitchen Remodel)						
3/3/2020	8:08 AM	4 726 Second Street (Kitchen Remodel)	Site Visit	3	13(c) & 12(b)	30	40	10 Mechanical 11 Plumbing
		5 1403 Superior Street (Dairy Queen)						
3/3/2020	11:29 AM	5 1403 Superior Street (Dairy Queen)	Meeting w/NEW Maintenance Manager	1	22	30	40	a. Service-Sewer-Water b. Rough In
		6 1308 Walnut St. (NEW Accessory Blding)						
3/3/2020	1:53 PM	6 1308 Walnut St. (NEW Accessory Blding)	Final Inspection (Outside Only)(PASSED)	3	13(e)	30	40	c. Under Slab d. Final
		7 701 Division Street (Sign Removal)						
3/3/2020	2:13 PM	7 701 Division Street (Sign Removal)	Compliance	4	19	30	40	12 Electrical a. Service
		8 801 Des Moines Street (Fire Alarm)						
3/3/2020	2:55 PM	8 801 Des Moines Street (Fire Alarm)	Site Visit, Question on IPMC (Fire Code)	1	22	30	40	b. Rough In c. Final
		9 1035 Bluff Street (Complaint)						
3/3/2020	4:23 PM	9 1035 Bluff Street (Complaint)	Fence/Property Questions/Addition????	2	28	30	40	13 Building a. Zoning
		10 1037 Bluff Street (UNSAFE Blding(s))						
3/3/2020	4:25 PM	10 1037 Bluff Street (UNSAFE Blding(s))	Send Letter	2	13	31	41	b. Footing c. Framing
		11 Re-Fuel, Truck						
3/4/2020	9:38 AM	11 Re-Fuel, Truck	Gal. 20.2 Mils. 9709					d. Sheet Rock e. Final
		12 801 Des Moines Street (Fire Alarm)						
3/4/2020	10:52 AM	12 801 Des Moines Street (Fire Alarm)	Re-Locate Fire Alarms, Rental Property	3	22	30	40	14 Entrance 15 Demolition
		13 1113 Hamilton Rd. (Sewer Repair)						
3/4/2020	1:17 AM	13 1113 Hamilton Rd. (Sewer Repair)	Compliance	3	11(b)	30	40	16 Moving 17 Excavation
		14 3003 Aldrich Drive (UNSAFE Blding)						
3/4/2020	1:49 PM	14 3003 Aldrich Drive (UNSAFE Blding)	Site Visit, Update Photos	1	13	30	40	18 Mobile Home 19 Sign
		15 Empty Lot (Near Cloz Dr.)						
3/4/2020	1:56 PM	15 Empty Lot (Near Cloz Dr.)	Site Visit, Update Photos	1	13	30	40	20 Unsafe Building 21 Property Maintenance
		16 200 Red Bull Division Dr. (Remodel)						
3/4/2020	1:59 PM	16 200 Red Bull Division Dr. (Remodel)	Site Visit, Awning Construction, Drywall	3	13	30	40	22 Other
		17 806 Stockdale St. (Rehab House)						
3/4/2020	2:56 PM	17 806 Stockdale St. (Rehab House)	Walk-Through, Update Photos	3	22	30	40	26 Weeds or Grass 27 Rubbish &/or Debris
		18 403 Broadway Street (Junk in Yard)						
3/4/2020	3:13 PM	18 403 Broadway Street (Junk in Yard)	Send Letter	2	27	31	41	28 Other
		19 1425 Burgess Street (Plumbing)						
3/5/2020	9:30 AM	19 1425 Burgess Street (Plumbing)	Update on Plumbing	1	11(a)	30	40	30 Satisfactory 31 Unsatisfactory
		20 102 Mackinlay Kantor Dr. (Remodel)						
3/5/2020	12:05 PM	20 102 Mackinlay Kantor Dr. (Remodel)	Site Visit, OLD Farm Journal	5	13	30	40	32 Continued Unsatisfactory 33 Permit Needed
		21 1112 Third Street (Camper)						
3/6/2020	11:02 AM	21 1112 Third Street (Camper)	Follow-UP (Timeline, Progress Visit)	3	22	31	41	34 City Not Involved 35 Not Home
		22 712 Willson Ave. (Recall, STOP ORDER)						
3/6/2020	12:05 PM	22 712 Willson Ave. (Recall, STOP ORDER)	Compliance (Sent Letter)	4	12(c)	30	40	36 Other
		23 1013 Funk Street (NEW HVAC & Air)						
3/6/2020	2:20 PM	23 1013 Funk Street (NEW HVAC & Air)	PASSED	1	10	30	40	40 No Cause for Action 41 Abatement
		24 822 Second Street						
3/6/2020	2:43 PM	24 822 Second Street	Compliance	4	27	30	40	42 Condemnation 43 Demolition
		25 846 First Street (Garbage in Yard)						
3/6/2020	2:45 PM	25 846 First Street (Garbage in Yard)	Send Letter (Reoffended)	2	27	31	41	44 Vacate Order Issued 45 Office Hearing
		26 1202 Willson Ave. (Accessory Blding)						
3*6	2:51 PM	26 1202 Willson Ave. (Accessory Blding)	Update on Trusses (PASSED)	3	13(c)	30	40	46 Show Cause Action 47 Other

REASON:

ACTIVITY:

NUISANCE:

FINDINGS:

ACTION:

Red Triangle refers to a Comment in that event. See: shared (\\MASTER); Zoning Inspection; Cory S; Daily Field Log 2019; Look Up Month // Date(s)

DATE	TIME	REASON	ACTIVITY	FINDING	ACTION	REASON:		
3/6/2020	3:06 PM	1 1135 Division St. (UNSAFE Blding)		4	20	31	41	01 Routine Inspection
		30 Day Walk-Through (Clean-Out-Property)						02 Complaint Inspection
3/6/2020	3:28 PM	2 1133 Bank Street (UNSAFE Garage)		4	20	31	41	03 Routine re-Inspection
		Send Letter						04 Complaint Re-Insp.
3/6/2020	3:33 PM	3 1118 Division Street (Garbage in Yard)		2	27	31	41	05 Permit Research
		Send Letter						ACTIVITY:
3/11/2020	3:59 PM	4 1123 First Street (NEW Accessory Blding)		5	13	30	40	10 Mechanical
		Site Visit						11 Plumbing
3/11/2020	3:52 PM	5 132 Second Street (Structure Damage)		2	20	34	40	a. Service-Sewer-Water
		Walk-Around (NOT Unsafe)						b. Rough In
3/12/2020	9:30 AM	6 641 Second Street (UNSAFE, Concrete)		4	20	30	40	c. Under Slab
		Compliance						d. Final
3/12/2020	3:05 PM	7 1605 Second Street (County Shed)		3	11(b)	30	40	12 Electrical
		Concrete Sand Grease Interceptor						a. Service
3/12/2020	3:51 PM	8 620 Park Ave. (Garbage in Yard)		2	27	31	41	b. Rough In
		Send Letter						c. Final
3/16/2020	8:43 AM	9 1425 Burgess St. (NEW Plumbing)		3	11(b)	30	40	13 Building
		Rough-In, Plumbing (PASSED)						a. Zoning
3/16/2020	1:19 PM	10 1612 Grove St. (NEW Furnace)		1	10	30	40	b. Footing
		PASSED						c. Framing
3/16/2020	2:14 PM	11 610 N. White Fox Rd. (NEW Home/Garage)		3	13	30	40	d. Sheet Rock
		Site Visit (Complaint on Shed)(PASSED)						e. Final
3/16/2020	2:28 PM	12 546 Second Street (Garbage in Alley)		2	27	31	41	14 Entrance
		Send Letter						15 Demolition
3/16/2020	2:33 PM	13 1328 First St. (Garbage in Yard)		4	27	30	40	16 Moving
		Compliance						17 Excavation
3/16/2020	2:36 PM	14 1532 Division St. (Garbage in Yard)		4	27	31	41	18 Mobile Home
		Owner & Tenant working on it (Amber)						19 Sign
3/16/2020	2:42 PM	15 526 Division St. (Garbage in Yard)		4	27	31	42	20 Unsafe Building
		Owner working on clean-up (Amber)						21 Property Maintenance
3/16/2020	2:47 PM	16 1309 Seneca St. (Junk Vehicle)		4	28	30	40	22 Other
		Compliance						NUISANCE:
3/16/2020	2:55 PM	17 1100 Elm St. (Garbage in Yard)		2	27	31	41	26 Weeds or Grass
		Sent Letter:						27 Rubbish &/or Debris
3/16/2020	3:10 PM	18 1112 Third Street (Camper)		4	28	31	41	28 Other
		Site Visit (NO-GO)						FINDINGS:
3/16/2020	3:20 PM	19 413 W. Curve Dr. (Parking in Yard)		4	28	30	40	30 Satisfactory
		Compliance						31 Unsatisfactory
3/16/2020	3:21 PM	20 409 E. Curve Dr. (Parking in Yard)		4	28	31	41	32 Continued Unsatisfactory
		Extending ONE Week (3/24/2020@15:00)						33 Permit Needed
3/16/2020	3:23 PM	21 1347 James St. (Parking in City ROW)		4	28	31	41	34 City Not Involved
		Extending ONE Week (3/24/2020@15:00)						35 Not Home
3/17/2020	2:38 PM	22 200 Red Bull Division Dr. (Remodel)		3	13	30	40	36 Other
		Site Visit (Window Frames)						ACTION:
3/17/2020	3:06 PM	23 814 Superior St. (Abate Dollar General)		3	28	31	41	40 No Cause for Action
		Follow-UP (Extending 30 Days)						41 Abatement
3/17/2020	4:50 PM	24 1106 Division St. NEW Garage)		5	13	30	40	42 Condemnation
		Site Visit						43 Demolition
3/18/2020	9:48 AM	25 1610 Collins St. (Shashi Station)		3	13	30	40	44 Vacate Order Issued
		Walk-Through w/Engineer						45 Office Hearing
3/18/2020	2:16 PM	26 2405 N. Terrace Dr. (NEW Construction)		5	13	30	40	46 Show Cause Action
		Site Visit (First Photos)						47 Other

Red Triangle refers to a Comment in that event. See: shared (\\MASTER); Zoning Inspection; Cory S; Daily Field Log 2019; Look Up Month // Date(s)

INSPECTOR: *Cory S. Simpson*

DATE	TIME	REASON	ACTIVITY	FINDING	ACTION	REASON:	
3/18/2020	2:27 PM	1 100 Ohio St. (NEW City Shed)	5	13	30	40	01 Routine Inspection 02 Complaint Inspection
		Site Visit (First Photos)					
3/18/2020	2:48 PM	2 1415 Division Street (Garbage in Yard)	2	27	31	41	03 Routine re-Inspection 04 Complaint Re-Insp.
		Send Letter					
3/18/2020	3:12 PM	3 1228 Division St. (Garbage&Junk in Yard)	2	27	31	41	05 Permit Research
		Send Letter					
3/18/2020	3:15 PM	4 1222 Bank St. (Junk in Yard)	2	28	31	41	10 Mechanical 11 Plumbing
		send Letter					
3/18/2020	3:24 PM	5 1425 Burgess St. (NEW Plumbing)	3	11(b)	30	40	a. Service-Sewer-Water b. Rough In
		Follow-UP (Rough-In Plumbing)					
3/20/2020	1:37 PM	6 102 Mackinlay Kantor Dr. (Remodel)	3	13	30	40	c. Under Slab d. Final
		Site Visit (Steel Wall)					
3/20/2020	2:05 PM	7 709 Oakwood Dr. (NEW Construction)	1	13	30	40	12 Electrical a. Service
		Site Visit (NEW Deck)(Drywall)					
3/23/2020	2:23 PM	8 200 Red Bull Division Dr. (Remodel)	3	13	30	40	b. Rough In c. Final
		Site Visit (Ceiling Tile)					
3/23/2020	2:34 PM	9 225 Commerce Dr. (NEW BHE Blding)	1	13	30	40	13 Building a. Zoning
		Site Visit (First Photos)					
3/23/2020	2:41 PM	10 Land Development Project (Lot)	1	13	30	40	b. Footing c. Framing
		Site Visit (First Photos)					
3/23/2020	2:51 PM	11 1112 Third St. (Garbage in Yard)	2	27	31	41	d. Sheet Rock e. Final
		Send Letter					
3/23/2020	2:52 PM	12 1111 Second St. (Junk in Yard)	2	27	31	41	14 Entrance 15 Demolition
		Messaged Owner					
3/23/2020	3:07 PM	13 1112 First St. (Replace Sewer Line)	1	11(a)	30	40	16 Moving 17 Excavation
		Site Visit (Pre Dig)					
3/23/2020	3:13 PM	14 605 Brewer St. (Entrance, Remodel)	3	14	30	40	18 Mobile Home 19 Sign
		Widing Entrance (16' MAX)					
3/23/2020	3:24 PM	15 529 Pleasant St. (Water Main Repair)	2	26	31	41	20 Unsafe Building 21 Property Maintenance
		Q's, returning front yard to grass no weeds					
3/24/2020	8:00 AM	16 304 E. Curve Dr. (NEW Fence)	1	5	30	40	22 Other
		Site Visit (Set Back Q's)					
3/24/2020	8:01 AM	17 314 E. Curve Dr. (NEW Accessory Blding)	2	5	31	41	26 Weeds or Grass 27 Rubbish &/or Debris
		Send Letter (NO Permit Pulled)					
3/24/2020	8:24 AM	18 1513 First St. (NEW Accessory Blding)	2	5	31	41	28 Other
		Send Letter (NO Permit Pulled)					
3/24/2020	8:25 AM	19 1531 First Str. (NEW Accessory Blding)	2	5	31	41	30 Satisfactory 31 Unsatisfactory
		Send Letter (NO Permit Pulled)					
3/24/2020	8:41 AM	20 102 Mackinlay Kantor Dr. (Remodel)	3	11(b)	30	40	32 Continued Unsatisfactory 33 Permit Needed
		Rough-In-Plumbing (Part #1)(PASSED)					
3/24/2020	1:45 PM	21 409 E. Curve Dr. (Parking in Yard)	4	28	30	40	34 City Not Involved 35 Not Home
		Compliance					
3/24/2020	1:47 PM	22 1347 James St. (Parking in Yard)	4	28	30	40	36 Other
		Compliance					
3/24/2020	1:50 PM	23 816 William St. (Foundation Forms)	2	13	31	41	40 No Cause for Action 41 Abatement
		Q's on the Accessory/Garage Footings...					
3/25/2020	9:04 AM	24 102 Mackinlay Kantor Dr. (Remodel)	3	11(b)	30	40	42 Condemnation 43 Demolition
		rough-In-Plumbing (Part #2)(PASSED)					
3/25/2020	2:14 PM	25 846 First St. (Garbage in Yard)	4	27	30	40	44 Vacate Order Issued 45 Office Hearing
		Compliance (Second Complaint)					
3/25/2020	2:32 PM	26 927 First St. (NEW Construction)	1	13	31	41	46 Show Cause Action 47 Other
		I-Joist & Safety Glazing Repairs					

Red Triangle refers to a Comment in that event. See: shared (\\MASTER); Zoning Inspection; Cory S; Daily Field Log 2019; Look Up Month // Date(s)

INSPECTOR: *Cory S. Simpson*

DATE	TIME	REASON	ACTIVITY	FINDING	ACTION	REASON:		
3/25/2020	2:48 PM	1 1118 Division St. (Garbage in Yard)				01 Routine Inspection		
		Send Follow-UP Letter (AMBER)		4	27	31	41	02 Complaint Inspection
3/25/2020	3:07 PM	2 Cherry Street Proerty (Sold)				03 Routine re-Inspection		
		Follow-UP (AMBER)		4	28	31	41	04 Complaint Re-Inspection
3/26/2020	11:38 AM	3 1137 Second St. (Parking Barriers)				05 Permit Research		
		Second St. Project		2	28	30	40	ACTIVITY:
3/30/2020	7:38 AM	4 Working from home (Calls)				10 Mechanical		
		18 calls and contacts		1	22	30	40	11 Plumbing
3/31/2020	8:06 AM	5 808 West Ave. (Sidewalk/St. Patch)				a. Service-Sewer-Water		
		Black Hills Energy (Sub. Contractor)		1	22	30	40	b. Rough In
3/31/2020	8:10 AM	6 1605 W. Second St. (NEW County Shed)				c. Under Slab		
		Work has Started (Permit Pulled)		1	13	30	40	d. Final
3/31/2020	8:12 AM	7 1605 W. Second St. (Interceptor)				12 Electrical		
		Risers on Interceptor		3	11(c)	30	40	a. Service
3/31/2020	2:48 PM	8 620 Park Ave. (Junk in Yard)				b. Rough In		
		Compliance		4	27	30	40	c. Final
3/31/2020	2:53 PM	9 927 First St. (NEW Construction)				13 Building		
		Drop off Paperwork...		3	13(c)	31	41	a. Zoning
3/31/2020	3:02 PM	10 906 First St. (Water Leak)				b. Footing		
		Follow-UP (Found the Problem)		4	22	30	40	c. Framing
3/31/2020	3:14 PM	11 1961 James St. (NEW Accessory Blding)				d. Sheet Rock		
		Water & Sewer Line Rough-In (PASSED)		1	11(b)	30	40	e. Final
3/31/2020	3:36 PM	12 1032 Third St. (NEW Roof)				14 Entrance		
		Neighborhood Wellness Group		1	22	31	41	15 Demolition
3/31/2020	3:49 PM	13 1014 Second St. (Alley Gravel)				16 Moving		
		Street Dept. will fix driveway		2	22	30	40	17 Excavation
3/31/2020	4:03 PM	14 109 Parkview Dr. (Water Drainage)				18 Mobile Home		
		Neighbor water drainage onto her property		2	22	30	40	19 Sign
3/31/2020	16L18	15 2307 Superior St. (OLD K-Mart)(Bollard)				20 Unsafe Building		
		Sent Letter (2nd Follow-UP Letter)		4	22	31	41	21 Property Maintenance
		16						22 Other
		17						NUISANCE:
		18						26 Weeds or Grass
		19						27 Rubbish &/or Debris
		20						28 Other
		21						FINDINGS:
		22						30 Satisfactory
		23						31 Unsatisfactory
		24						32 Continued Unsatisfactory
		25						33 Permit Needed
		26						34 City Not Involved
								35 Not Home
								36 Other
								ACTION:
								40 No Cause for Action
								41 Abatement
								42 Condemnation
								43 Demolition
								44 Vacate Order Issued
								45 Office Hearing
								46 Show Cause Action
								47 Other

Red Triangle refers to a Comment in that event. See: shared (\\MASTER); Zoning Inspection; Cory S; Daily Field Log 2019; Look Up Month // Date(s)



Webster City Police Department

March 2020 Activity Report

Description	Number	Year to Date
911 Calls	77	242
Arrests	11	77
Alarm	12	34
All Other Offenses	15	27
Animal Complaint	30	90
Assault	2	10
Assist Public	152	437
Assist Other Agency	23	58
Burglary/BE	12	19
Burning Complaint	6	7
Civil Dispute	6	12
Commercial/Residential Patrol	206	597
Criminal Trespass	3	7
Death Investigation	2	3
Debris/Street Problems	6	17
Directed Assignment	3	13
Disorderly Conduct	2	4
Domestic Disturbance	11	22
Driving Complaint	20	37
Drug/Narcotics/Equipment	3	5
Drug Test Kits	2	4
Fire	5	10
Fireworks	1	1
Funeral Escort	8	17
Follow Up Investigation	36	107
Foot Patrol	2	6
Fraud	2	15
Harassment	10	25
Incident Reports	38	140
Intoxication	1	4
Lost/Found Property	16	37
Missing Person	4	6
Motor Vehicle Theft	2	6
Motorist Assist	8	28
Noise Complaint	5	9
Open Door/Window	0	10
Parking Violation	38	117
Public Window Assist	50	188
School Foot Patrol	5	39
Sexual Abuse	0	1
Sex Offender Registry Compliance Check	3	27
Shoplifting	0	1
Signs/Signals	3	7

April 14, 2020

Suspicious Activity	48	124
Theft	13	35
Tips	3	10
Traffic Control/Schools	13	676
Traffic Stops	65	216
Transient	2	7
Trees/Wires Down	0	1
Utility Problem	15	40
Vacation House Watch	2	15
Vandalism	7	8
Vehicle Unlock	9	46
Violation Restraining Order	1	4
Warrant Served	9	29
Welfare Check	19	55

Items of Interest:

- Officers Luft and Richardson are working on Field Training.
- Chief participated in a COVID-19 Webinar aimed at Law Enforcement.
- Staff was equipped with PPE.
- Vehicles were equipped with PPE
- COVID-19 policy created for public access to the Police Department.
- Chief met with staff on proposed RAGBRAI event.

Training:

- Officers and Chief started online training in Death Investigations and Responding to Secondary Stress.
- Officers completed the monthly Police Legal Sciences course.
- Dispatchers completed the monthly Police Legal Sciences course.

Respectfully submitted,

Shiloh B. Mork

Shiloh B. Mork, Chief of Police
Webster City Police Department

FIRE DEPARTMENT REPORT

March 2020

ALARMS

<u>DATE</u>	<u>TIME</u>	<u>ADDRESS</u>	<u>TYPE OF SITUATION FOUND</u>
3-1	1938	1577 270 th Street	Vehicle Fire
3-4	1711	407 Webster Street	Assist PD and EMS with lifting pt.
3-7	1620	405 Homer 2 nd Street.	Wildland fire
3-11	2028	610 White Fox Road	Outside trash fire
3-13	2034	1200 E Second Street	Smoke or odor removal
3-15	2235	Boone St. and Des Moines St.	Vehicle accident and clean up
3-23	0912	1301 Second Street	False alarm, Dispatched and cancelled
3-28	1600	1020 Creek Street	Smell of Gas

Year to Date Total = 23

March Total = 8

TRAINING

<u>DATE</u>	<u>TIME</u>	<u>TYPE OF TRAINING</u>	<u>HOURS</u>	<u>PERSONNEL</u>
3-9	1600	Pump ops, Vehicle lifting, hose and appliances	2	25

Year to Date Total = 190

March Total =50

INSPECTIONS

<u>DATE</u>	<u>BUSINESS</u>	<u>REASON FOR INSPECTION</u>
3-16	General Inspect County Shed	Fire Alarm

Year to Date Total = 9

March Total =1

MISCELLANEOUS

<u>DATE</u>	<u>TIME</u>	<u>EVENT</u>
3-26		Flush for street dept.

MEETING ROOM

<u>DATE</u>	<u>TIME</u>	<u>USED BY</u>
-------------	-------------	----------------



WEBSTER CITY AREA
Chamber of Commerce

March 26th, 2020

Dear Mr. John Hawkins and Members of the City Council:

The Webster City Area Chamber of Commerce is requesting the 2nd Half allocation of City Funding for fiscal year 2020 in the amount of \$10,000. These funds will be used to further our mission of enhancing the relationship between business and community for a vibrant future.

We had planned to have our Annual Meeting on April 27th, and have now postponed until a later date. We would be honored to have you all attend. There are twelve local establishments preparing "A taste of Webster City" for attendees to sample. We are encouraging them to use this opportunity to showcase their talents and businesses.

The Covid-19 virus has kept us busy the last two weeks. We are sharing current information with business on our Facebook page about loans and grants available to local businesses during these tough times. We are here for them now and will continue to be after the worst has passed.

We are continuing to support our local merchants with a coupon/sales booklet to distribute to all JunqueFest attendees in May. JunqueFest is on track and we are well on our way to more spaces being filled than last year. Many vendors have expressed interest in staying over and enjoying some local eateries. We are currently working on a new event that may happen monthly over the summer and early fall months. We hope to be sharing that information as soon as possible. The Chamber staff is also excited to be a part of the RAGBRAI festivities in July. We are currently waiting to have a meeting with Chuck and Brandon to make some plans for food and sales vendors. This is right up our alley.

The Chamber is putting our best foot forward to promote and support local businesses. We have recently begun building relationships within other Hamilton County Communities to help all our towns remain viable and strong. The Board and Chamber staff appreciate your enthusiasm and support for our events and Members. The collaboration between our two entities will keep Webster City moving forward and reaching its potential far into the future.

Thank you for being a valued partner in our efforts to promote and enhance the community and its businesses.

Please feel free to call or email us if you have any questions.

Sincerely,

Jennifer Peterman
Kumm DC
Executive Director
President

Melissa Miller
Membership Director

James
Board

Webster City Area Chamber of Commerce
628 2nd St. Box 310. Webster City, Iowa 50595 515-832-2564
webstercitychamber@gmail.com www.VisitWebsterCityIowa.com