

AGENDA
Regular City Council Meeting
CITY HALL
Webster City, Iowa
October 21, 2019
6:00 p.m.

ROLL CALL

Approval of Agenda

Pledge of Allegiance

A. PETITIONS – COMMUNICATIONS – REQUESTS

This is the time of the meeting that a citizen may address the Council on a matter not on the Agenda **(no more than five minutes per person)**

Except in cases of emergency, the City Council will not take any action at this meeting, but may ask the City Staff to research the matter or have the matter placed on the Agenda for a future meeting

1. Public Information

B. MINUTES AND CLAIMS

The following items have been deemed to be non-controversial, routine actions to be approved by the Council in a single motion.

If a Council member, or a member of the audience wishes to have an item removed from this list, it will be considered in its normal sequence on the Agenda.

1. Minutes of October 7, 2019
2. Resolution on Payroll for the period ending October 12, 2019 and paid on October 18, 2019.
3. Resolution on Bills Fund List

C. GENERAL AGENDA

1. Recommend approval for issuance of Beer and Liquor Licenses by the Iowa Department of Commerce for the following:
 - a. NEW Class C Beer Permit and Sunday Sales –
AA Tobacco Outlet - 641 Second Street
2. Planning & Zoning Commission Minutes of October 14, 2019.
3. Motion on request from Arts R Alive to approve locating the Dan Perry sculpture labeled "Nexus" at the Northeast corner of West Twin Park. PICTURES

4. **COUNCIL MEMORANDUM:** Resolution accepting and executing of the Easement from 909 Seneca Street, Mark R. Trueblood and Sara L. Trueblood, to consent to Webster City crossing 909 Seneca Street with Electrical lines to 905 Seneca Street, Webster City, Iowa. EASEMENT
5. **COUNCIL MEMORANDUM:** First Reading of a proposed Ordinance, an ordinance amending the Code of Ordinances of the City of Webster City, Iowa, 2019, by Modifying Division 4 of Chapter 50, Section 50-243, Pertaining to Flood Plain Areas by Adding the Definitions of "Factory-Built Home" and "Factory-Built Home Park". ORDINANCE
6. **COUNCIL MEMORANDUM:** Resolution accepting work, approving Change Order No. 3 and Pay Request No. 5 in the amount of \$38,162.83 and retainage of \$27,700.64 in 30 days to Heartland Asphalt Inc., Mason City, Iowa for completion of contract for the 2019 Street Improvements Project. ENGR LTR
7. **COUNCIL MEMORANDUM:** Motion on request to purchase a 3M Dynatel Cable Locator & Fault Finder from WESCO Distribution, Des Moines, Iowa for the Line Department. QUOTES

D. REPORTS AND RECOMMENDATIONS OF OFFICERS, BOARDS AND COMMISSIONS:

The following items have been deemed to be non-controversial, routine actions to be approved by the Council in a single motion. If a Council member, or a member of the audience wishes to have an item removed from this list, it will be considered in its normal sequence on the Agenda.

1. Motion to accept and place on file the September Financial Reports:
Finance-Treasurer Report Bank Reconciliation Report
Investment Summary Receipts
Availa Public Fund 1054791
Availa Public Funds Checking7021682 Availa Public Funds Checking7021673
2. Motion to accept and place on file the City Manager September Reports: Electric Wastewater Water ElectricYTD WaterYTD
Inspection
3. Motion to accept and place on file the Police Department September Report.
4. Motion to accept and place on file the Fire Department September Report.
5. Motion to accept and place on file the Hamilton County Solid Waste Commission October Agenda Packet.
6. Council Committee Reports
7. Other reports and recommendations.

E. ADJOURN

NOTE: The Council may act by motion, resolution or ordinance on items listed on the Agenda.

CITY COUNCIL MEETING MINUTES
Webster City, Iowa October 7, 2019

The City Council met in regular session at the City Hall, Webster City, Iowa at 6:00 p.m. on October 7, 2019 upon call of the Mayor and the advance agenda. The meeting was called to order by Mayor John Hawkins and roll being called there were present John Hawkins, Mayor in the chair, and the following Council Members: Matt McKinney, Brian Miller, Jim Talbot and Logan Welch.

It was moved by Talbot and seconded by Miller to approve the agenda.

ROLL CALL: Hawkins, McKinney, Miller, Talbot and Welch voting aye.

Mayor John Hawkins led the Pledge of Allegiance

A moment of silence was held in remembrance of Kent Harfst

PETITIONS – COMMUNICATIONS – REQUESTS

None brought forth.

PUBLIC INFORMATION

Mayor Hawkins thanked all who attended the LIFT WC Taste of Fall event held at the Briggs Woods Conference Center on Sunday, October 6, 2019.

MINUTES AND CLAIMS

It was moved by Welch and seconded by McKinney that the following motion and Resolutions be approved and adopted collectively:

1. That the September 16, 2019 Regular Meeting Minutes be approved.
2. That Resolution No. 2019-165 approving Payroll for the period ending September 14, 2019, and paid on September 20, 2019 in the amount of \$169,170.62 be passed and adopted.
3. That Resolution No. 2019-166 approving Payroll for the period ending September 28, 2019 and paid on October 4, 2019 in the amount of \$176,223.50 be passed and adopted.
4. That Resolution No. 2019-167 approving Bills paid in the amount of \$939,431.67 be passed and adopted and the Fund List be approved.

ROLL CALL: McKinney, Miller, Talbot, Welch and Hawkins voting aye.

GENERAL AGENDA

1. An update was given by Brian Hubbard and Matt Hubbard, owners of the property at 411 Prospect Street on repairs and improvements made to the property over the past six months. Cory Simpson, City Inspector, also spoke on the current and future plans the owners have for the building. The improvements and repairs have met the satisfaction of Council at this time. The owners thanked the Council for working with them in providing the extended time to make the improvements.

2. It was moved by Welch and seconded by Talbot that the issuance of Beer and Liquor Licenses by the Iowa Department of Commerce for the following be approved:

- a. Change from Class B Native Wine Permit to **Class B Wine Permit**

Casey's General Store #3054, 700 Superior Street

(All other classifications: Class E Liquor License, Class B Beer Permit and Sunday Sales, of this license will remain the same as approved previously).

ROLL CALL: Miller, Talbot, Welch, Hawkins and McKinney voting aye

3. It was moved by Welch and seconded by McKinney that Resolution No. 2019-168 authorizing Cigarette/Tobacco/Nicotine/Vapor Permit for AA Tobacco Outlet, 641 Second Street be passed and adopted.

ROLL CALL: Talbot, Welch, Hawkins, McKinney and Miller voting aye.

City Council Meeting Minutes, October 7, 2019

4. It was moved by Talbot and seconded by Miller that the Second Reading of a proposed Ordinance, an ordinance amending the Code of Ordinances of the City of Webster City, Iowa, 2019, by amending Chapter 46, Article V, Section 46-206, by adding (101) be approved.

ROLL CALL: Welch, Hawkins, McKinney, Miller and Talbot voting aye.

It was moved by McKinney and seconded by Welch that the Third Reading of a proposed Ordinance, an ordinance amending the Code of Ordinances of the City of Webster City, Iowa, 2019, by amending Chapter 46, Article V, Section 46-206, by adding (101) be waived.

ROLL CALL: Hawkins, McKinney, Miller, Talbot and Welch voting aye.

It was moved by Welch and seconded by Talbot that Ordinance No. 2019-1831 an ordinance amending the Code of Ordinances of the City of Webster City, Iowa, 2019, by amending Chapter 46, Article V, Section 46-206, by adding (101) be passed and adopted.

ROLL CALL: McKinney, Miller, Talbot, Welch and Hawkins voting aye.

This amendment will add the following: No parking on the East Side of Des Moines Street from Fair Meadow Drive to Lewis Drive.

5. It was moved by Miller and seconded by Talbot that Resolution No. 2019-169 authorizing the Mayor and City Clerk to enter into a Pole Attachment Agreement with Woolstock Mutual Telephone Association, Woolstock, Iowa, to serve Fiber to 1620 Superior Street, Webster City, Iowa be passed and adopted.

ROLL CALL: Miller, Talbot, Welch, Hawkins and McKinney voting aye.

6. It was moved by Miller and seconded by McKinney that Resolution No. 2019-170 authorizing execution of a Warranty Deed conveying City Owned Property in Southeast Development Park #4, to Black Hills/Iowa Gas Utility Co., LLC be passed and adopted.

ROLL CALL: Talbot, Welch, Hawkins, McKinney and Miller voting aye.

Karla Wetzler, Planning and Zoning Director, informed Council that the closing has already been completed on this property.

7. It was moved by Talbot and seconded by McKinney that Resolution No. 2019-171 authorizing and approving execution of a Subordination and Intercreditor Agreement including the Promissory Note(s), Mortgages(s) and Warranty Deed(s) between the City of Webster City and DJD Development, LLC, Des Moines, Iowa be passed and adopted.

ROLL CALL: Welch, Hawkins, McKinney, Miller and Talbot voting aye.

Karla Wetzler, Planning and Zoning Director summarized the Agreement for Council.

8. It was moved by Miller and seconded by Welch that Resolution No. 2019-172 authorizing and approving execution of an Offer for Real Estate Agreement between the City of Webster City, Iowa and Gloria G. Oliver, Webster City, Iowa in the amount of \$93,000.00, be passed and adopted.

ROLL CALL: Hawkins, McKinney, Miller, Talbot and Welch voting aye.

Ken Wetzler, Public Works Director, spoke to the Council on the acquisition of this property located on the corner of Second Street and Beach Street for the possible 2020 Second Street Reconstruction Project.

9. It was moved by McKinney and seconded by Miller that Resolution No. 2019-173 authorizing entering into Amendment No. 11 to the On-Call Paving Specialist Agreement of February 6, 2017 with Snyder and Associates, Inc., Ankeny, Iowa be passed and adopted.

ROLL CALL: McKinney, Miller, Talbot, Welch and Hawkins voting aye.

Ken Wetzler, Public Works Director, informed Council that this amendment is for the Traffic Study to be conducted at the intersections of Webster, Cedar and Boone Streets along Prospect Street, as recommended by the Traffic Study Committee

City Council Meeting Minutes, October 7, 2019

10. It was moved by Miller and seconded by Talbot that Resolution No. 2019-174 accepting work, authorizing payment of retainage in the amount of \$30,000.00 to Wicks Construction Inc., Decorah, Iowa for completion of contract for the Brewer Creek Estates 5th and 6th Additions be passed and adopted.

ROLL CALL: Miller, Talbot, Welch, Hawkins and McKinney voting aye.

11. A report/update was given by City Manager Jeff Sheridan and the City Financial Advisor (Northland Securities) on proposed 2020 Second Street Reconstruction Project. Chip Schultz, representative of Northland Securities, provided a review of the bonding for this project and impact on taxes during the timeframe of paying the bond back. Dodie Wolfram, Finance Director, was also present to answer any questions Council may have. Council Members Welch and Talbot expressed concern for those on fixed budgets and the limited budgets of households in Webster City and the impact this could have, especially if the Wastewater Treatment Plant Project is done concurrently with the Second Street Reconstruction Project. Council Member McKinney noted that with the interest rates low right now and the thought that each passing year, construction costs seem to rise, that this may be the right time to proceed.

a. It was moved by McKinney and seconded by Welch to authorize the Engineer and Staff to complete plans and specs and proceed with bidding process for the 2020 Second Street Reconstruction Project.

ROLL CALL: Welch, Hawkins, McKinney and Miller voting aye.
Talbot voting nay.

**REPORTS AND RECOMMENDATIONS OF OFFICERS,
BOARDS AND COMMISSIONS**

1. It was moved by Talbot and seconded by Welch to accept and place on file the following Financial Reports: July and August 2019 Finance-Treasurer Report, Investment Summary, Availa Public Fund, Availa Public Funds Checking (2), Bank Reconciliation Report and Receipts.

ROLL CALL: Welch, Hawkins, McKinney, Miller and Talbot voting aye.

COUNCIL COMMITTEE REPORTS

Council Member Logan Welch informed Council that he is still looking to fill one Middle School and one High School vacancy on the Youth Advisory Commission.

OTHER REPORTS AND RECOMMENDATIONS

City Clerk Karyl Bonjour informed Council Members of a request from the Webster City High School Honor Society to hold the Homecoming Parade on Friday, October 18, 2019 at approximately 2:30 p.m. Once approval is obtained from the City Departments involved, a permit will be issued to hold the parade.


OTHER ITEMS SENT TO COUNCIL

1. The City Attorney Update/Report dated October 2, 2019 was previously given to Council for review.

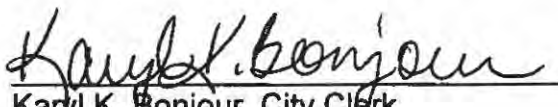
It was moved by Talbot and seconded by McKinney that the Council adjourn.

ROLL CALL: Hawkins, McKinney, Miller, Talbot and Welch voting aye.

The October 7, 2019 Regular City Council Meeting stood adjourned at 6:36 p.m.



John Hawkins, Mayor



Karyl K. Bonjour, City Clerk

RESOLUTION NO. 2019 -

BE IT RESOLVED BY THE CITY COUNCIL OF THE CITY OF WEBSTER CITY,
IOWA:

That the payroll for the 80 hour period ending October 12, 2019 and paid on
October 18, 2019 aggregating the sum of \$182,762.37 herewith presented,
be and the same is hereby approved.

Passed and adopted this 21st day of October, 2019.

John Hawkins, Mayor

ATTEST:

Karyl K. Bonjour, City Clerk

Employee Number	Name	Total Gross Amount	Total Gross Hours	3-00 OT no pen Emp Amt	4-00 OT pension Emp Amt	5-00 DBL OT np Emp Amt	6-00 DBL OT pen Emp Amt	23-00 OTHER pen Emp Amt	24-00 OTHER np Emp Amt	85-00 NET PAY Emp Amt	86-00 DIRECT DEP Emp Amt
61171	ROE, DONALD J.	1,458.41	80.00	.00	.00	.00	.00	.00	.00	.00	606.02
Total BUILDING:											
		1	1,458.41	80.00	.00	.00	.00	.00	.00	.00	606.02
60722	CHELESVIG, BETH A.	2,886.40	80.00	.00	.00	.00	.00	.00	.00	.00	1,881.19
61220	HENDERSON, LINDSAY E.	2,352.80	80.00	.00	.00	.00	.00	.00	.00	.00	1,730.39
20030	SHERIDAN, DAVID JEFFREY	4,598.20	80.00	.00	.00	.00	.00	.00	175.00	.00	3,155.46
60003	SMITH, ELIZABETH A.	2,034.40	80.00	.00	.00	.00	.00	.00	.00	.00	1,357.34
Total CITY MANAGER:											
		4	11,871.80	320.00	.00	.00	.00	.00	175.00	.00	8,124.38
30980	STRONER, BRIAN M.	2,607.20	80.00	.00	.00	.00	.00	.00	.00	.00	1,818.20
Total ENVIRONMENTAL/SAFETY:											
		1	2,607.20	80.00	.00	.00	.00	.00	.00	.00	1,818.20
61164	BONJOUR, KARYL K.	2,092.01	80.00	.00	.00	.00	.00	.00	.00	.00	1,370.33
61180	GRIMSHAW, STACY M.	1,500.01	80.00	.00	.00	.00	.00	.00	.00	.00	912.62
61190	NERLAND, DEORA R.	1,540.80	80.00	.00	.00	.00	.00	.00	.00	.00	1,076.10
61163	PEVESTORF, ELIZABETH J.	1,770.40	80.00	.00	.00	.00	.00	.00	.00	.00	1,282.98
30329	WOLFGAM, DOREEN A.	2,880.00	80.00	.00	.00	.00	.00	.00	.00	.00	1,979.72
Total FINANCE OFFICE:											
		5	9,783.22	400.00	.00	.00	.00	.00	.00	.00	6,621.75
40857	DOOLITTLE, KENDALL J.	60.00	.00	.00	.00	.00	.00	60.00	.00	51.44	.00
41263	ESTLUND, JEROMY J.	2,150.40	112.00	.00	.00	.00	.00	.00	.00	.00	1,446.12
41410	FEICKERT, BRENT R.	80.00	.00	.00	.00	.00	.00	80.00	.00	.00	73.88
41395	FEICKERT, DAKOTA L.	406.00	25.00	.00	.00	.00	.00	56.00	.00	.00	315.80
41038	FERGUSON, WILLIAM M.	20.00	.00	.00	.00	.00	.00	20.00	.00	17.15	.00
41438	FRAKES, JUSTIN M.	20.00	.00	.00	.00	.00	.00	20.00	.00	.00	18.47
41431	HARTNETT, JORDAN T.	60.00	.00	.00	.00	.00	.00	60.00	.00	55.41	.00
40971	HAYES, BRANDON W.	2,443.78	118.00	.00	.00	.00	.00	.00	.00	.00	1,737.13
41445	HAYES, HARRISON W.	40.00	.00	.00	.00	.00	.00	40.00	.00	36.94	.00
41441	HAYES, HUNTER W.	60.00	.00	.00	.00	.00	.00	60.00	.00	55.41	.00
40031	HOLST, RONALD W.	40.00	.00	.00	.00	.00	.00	40.00	.00	34.30	.00
41192	JESSEN, PHILLIP N.	690.00	39.00	.00	.00	.00	.00	144.00	.00	518.27	.00
41460	LEHMAN, MICHAEL L.	100.00	.00	.00	.00	.00	.00	100.00	.00	.00	87.35
41200	MADSEN, TODD M.	80.00	.00	.00	.00	.00	.00	80.00	.00	.00	68.59
41377	RATCLIFF, BRETT D.	20.00	.00	.00	.00	.00	.00	20.00	.00	.00	18.47
41219	SOWLE JR., ANDREW W.	2,464.80	112.00	.00	.00	.00	.00	.00	164.32	.00	1,660.30
41400	STANSFIELD, CHARLES T.	2,842.40	80.00	.00	.00	.00	.00	.00	.00	.00	1,941.10
41436	STENSLAND, CALEB W.	60.00	.00	.00	.00	.00	.00	60.00	.00	55.41	.00
41088	TOLLE, PAUL A.	40.00	.00	.00	.00	.00	.00	40.00	.00	34.30	.00
41216	WEINSCHENK, KENRIC J.	40.00	.00	.00	.00	.00	.00	40.00	.00	.00	36.94
41213	WILLIAMS, ZACHARY W.	60.00	.00	.00	.00	.00	.00	60.00	.00	.00	51.44
40815	WILLS, DON H.	20.00	.00	.00	.00	.00	.00	20.00	.00	17.15	.00
41270	ZEHNER, DONALD F.	20.00	.00	.00	.00	.00	.00	20.00	.00	.00	18.47
Total FIRE DEPARTMENT:											
		23	11,817.38	486.00	.00	.00	.00	1,020.00	164.32	875.78	7,474.06
61235	SIMPSON, CORY L.	1,680.00	80.00	.00	.00	.00	.00	.00	.00	.00	1,169.39

Employee Number	Name	Total Gross Amount	Total Gross Hours	3-00 OT no pen Emp Amt	4-00 OT pension Emp Amt	5-00 DBL OT np Emp Amt	6-00 DBL OT pen Emp Amt	23-00 OTHER pen Emp Amt	24-00 OTHER np Emp Amt	85-00 NET PAY Emp Amt	86-00 DIRECT DEP Emp Amt
Total INSPECTION:											
		1	1,680.00	80.00	.00	.00	.00	.00	.00	.00	1,169.39
31210	BARNES, DERRICK S.	2,237.20	85.00	.00	.00	.00	.00	.00	.00	.00	1,517.96
31185	CASEY, DANA R.	2,608.00	80.00	.00	.00	.00	.00	.00	.00	.00	1,779.61
31190	DAYTON, BRYAN K.	2,589.62	80.00	.00	.00	.00	.00	.00	.00	.00	1,802.35
30678	DICKINSON, ADAM L.	3,396.80	88.00	.00	.00	.00	.00	.00	.00	.00	2,277.40
31208	HUGHES, NATHAN R.	2,500.40	90.00	.00	394.80	.00	.00	.00	.00	.00	1,699.84
31184	MOURTON, RUSSELL E.	2,608.00	80.00	.00	.00	.00	.00	.00	.00	.00	1,463.69
31186	ORTON, RYAN D.	3,064.40	92.00	.00	195.60	.00	.00	.00	.00	.00	1,998.37
30918	PARKHILL, MARTY E.	2,840.80	80.00	.00	.00	.00	.00	.00	.00	.00	1,943.92
31077	PETERSBURG, RYAN W.	2,640.81	80.00	.00	.00	.00	.00	.00	.00	.00	1,622.16
Total LINE DEPARTMENT:											
		9	24,686.03	755.00	.00	590.40	.00	.00	.00	.00	16,105.30
30976	MADSEN, TODD M.	1,640.00	80.00	.00	.00	.00	.00	.00	.00	.00	1,183.46
31188	PASCHKE, RODNEY A.	1,577.60	80.00	.00	.00	.00	.00	.00	.00	.00	1,131.48
Total METER DEPARTMENT:											
		2	3,217.60	160.00	.00	.00	.00	.00	.00	.00	2,314.94
60421	WETZLER, KARLA J.	2,669.60	80.00	.00	.00	.00	.00	.00	.00	.00	1,924.31
Total PLANNING/ZONING:											
		1	2,669.60	80.00	.00	.00	.00	.00	.00	.00	1,924.31
40540	ARENDS, PEGGY J.	2,266.40	80.00	.00	.00	.00	.00	.00	.00	.00	1,398.89
41435	ARONSON, ALISSA A.	1,770.87	86.75	.00	.00	.00	254.07	.00	.00	.00	1,274.37
41360	DURNELL, KAYCE J.	1,509.60	80.00	.00	.00	.00	.00	.00	.00	.00	1,073.10
41390	NOWELL, TANNER J.	1,950.49	95.75	.00	208.09	.00	286.40	.00	.00	.00	1,383.42
41074	SCHULZ, RHONDA F.	2,232.90	93.50	.00	127.32	.00	403.18	.00	.00	.00	1,424.71
41207	WINDSCHITL, JOAN E.	2,001.73	88.25	.00	134.13	.00	168.32	.00	.00	.00	1,270.17
Total POLICE DEPARTMENT-D:											
		6	11,731.99	524.25	.00	469.54	.00	1,111.97	.00	.00	7,824.66
41430	BASINGER, RYAN A.	2,624.34	96.50	475.50	.00	.00	.00	.00	.00	.00	1,920.08
41191	HOUGE, CLINTON J.	2,408.76	84.00	.00	.00	.00	.00	.00	.00	.00	1,676.42
41453	LEHMAN, MICHEAL L.	2,208.51	86.00	75.99	.00	.00	.00	.00	.00	.00	1,626.20
41465	LOWE, ANDREW T.	3,573.37	120.50	901.11	.00	588.48	.00	.00	.00	.00	2,622.54
41230	MCKINLEY, ERIC K.	2,473.16	84.00	.00	.00	.00	.00	.00	.00	.00	1,788.85
41110	MORK, SHILOH B.	3,019.20	80.00	.00	.00	.00	.00	.00	.00	.00	2,000.97
41225	PRITCHARD, BRANDON D.	3,419.40	108.00	995.04	.00	.00	.00	.00	.00	.00	2,399.27
41426	ROSE, DYLAN M.	2,701.32	96.00	456.48	.00	.00	.00	.00	.00	.00	1,902.40
41450	THUMMA, STEVEN L.	2,515.88	96.00	441.72	.00	.00	.00	.00	.00	.00	1,511.11
Total POLICE DEPARTMENT-O:											
		9	24,943.94	851.00	3,345.84	.00	588.48	.00	.00	.00	17,447.84
81291	ASKLUND, ANTHONY T.	644.00	46.00	.00	.00	.00	.00	.00	.00	.00	533.22
50891	BAUER, LANNY R.	2,287.21	80.00	.00	.00	.00	.00	.00	.00	.00	1,551.48
81672	CRYSTAL, EVERETT T.	933.00	77.75	.00	.00	.00	.00	.00	.00	.00	806.01
70980	HARMS, BRIAN K.	1,546.44	80.00	.00	.00	.00	.00	.00	.00	.00	1,124.20
81670	HILPIPRE, CHRIS D.	555.00	46.25	.00	.00	.00	.00	.00	.00	.00	484.42

Employee Number	Name	Total Gross Amount	Total Gross Hours	3-00 OT no pen Emp Amt	4-00 OT pension Emp Amt	5-00 DBL OT np Emp Amt	6-00 DBL OT pen Emp Amt	23-00 OTHER pen Emp Amt	24-00 OTHER np Emp Amt	85-00 NET PAY Emp Amt	86-00 DIRECT DEP Emp Amt
70975	LESHER, BREANNE M.	1,797.61	80.00	.00	.00	.00	.00	.00	.00	.00	1,229.20
81617	OLSON, NICHOLAS L.	735.00	60.00	.00	.00	.00	.00	.00	.00	551.89	.00
81662	VASQUEZ, MICHAEL R.	670.69	54.75	.00	.00	.00	.00	.00	.00	.00	541.90
Total PUBLIC GROUNDS:											
8		9,168.95	524.75	.00	.00	.00	.00	.00	.00	551.89	6,270.43
61200	ALCAZAR, MATTHEW D.	1,957.61	80.00	.00	.00	.00	.00	.00	.00	.00	1,369.26
61068	HISLER, KATHY J.	705.00	47.00	.00	.00	.00	.00	.00	.00	.00	516.45
20025	WETZLER, KENNETH L.	3,268.80	80.00	.00	.00	.00	.00	.00	.00	.00	1,989.16
Total PUBLIC WORKS:											
3		5,931.41	207.00	.00	.00	.00	.00	.00	.00	.00	3,874.87
81679	CROY, BRYNNA N.	52.00	6.00	.00	.00	.00	.00	.00	.00	48.03	.00
81674	CRUTCHER, JACIE M.	86.50	10.00	.00	.00	.00	.00	.00	.00	79.89	.00
81488	DINGMAN, DARLENE L.	357.00	34.00	.00	.00	.00	.00	.00	.00	307.23	.00
81669	DRAEGER, MAKAYLEE M.	52.50	6.00	.00	.00	.00	.00	.00	.00	.00	48.48
81684	DRAEGER, MALLORY L.	72.19	8.75	.00	.00	.00	.00	.00	.00	66.66	.00
70100	FLAWS, LARRY J.	2,120.00	80.00	.00	.00	.00	.00	.00	.00	.00	1,387.82
81649	GALLENLINE, MORGAN R.	106.00	12.00	.00	.00	.00	.00	.00	.00	96.89	.00
81688	GARDALEN, ALEXIS R.	85.94	10.25	.00	.00	.00	.00	.00	.00	79.36	.00
70107	GLASCOCK, MARK A.	1,545.60	80.00	.00	.00	.00	.00	.00	.00	.00	1,039.58
81359	HARFST, BRADY M.	260.00	20.00	.00	.00	.00	.00	.00	.00	.00	210.01
70111	HARFST, KENT E.	18,210.91	.00	.00	.00	.00	.00	.00	18,210.91	.00	11,800.30
81604	JUDKINS, TUCKER O.	92.25	10.00	.00	.00	.00	.00	.00	.00	85.19	.00
81667	LAMB, MITCHELL S.	25.00	2.50	.00	.00	.00	.00	.00	.00	.00	21.52
81637	LASOURD, LINCOLN P.	55.50	6.00	.00	.00	.00	.00	.00	.00	51.26	.00
81376	LEHMAN, ESTHER L.	82.00	8.00	.00	.00	.00	.00	.00	.00	75.73	.00
81651	LINDSTROM, SARAH J.	18.00	2.00	.00	.00	.00	.00	.00	.00	16.62	.00
81479	MC KENZIE, JERRY L.	700.00	56.00	.00	.00	.00	.00	.00	.00	.00	445.43
81594	MCBURNIE, SONYA L.	391.88	31.50	.00	.00	.00	.00	.00	.00	306.14	.00
81648	MCCOLLOUGH, JENNIFER K.	156.00	16.00	.00	.00	.00	.00	.00	.00	142.07	.00
81673	MCKEE, BRONWYN E.	159.25	19.00	.00	.00	.00	.00	.00	.00	145.76	.00
81585	MITCHELL, MCKENNA K.	284.06	25.25	.00	.00	.00	.00	.00	.00	262.33	.00
81689	NELSEN, DENISE L.	732.25	50.50	.00	.00	.00	.00	.00	.00	.00	581.94
81642	PETERSON, TAYLOR C.	251.13	24.50	.00	.00	.00	.00	.00	.00	226.92	.00
81665	PRUISMANN, LINDA A.	590.96	38.25	.00	.00	.00	.00	.00	.00	.00	451.13
81641	SIGNORIN, BREANNA M.	353.63	34.50	.00	.00	.00	.00	.00	.00	317.57	.00
81470	SPELLMEYER, WILLIAM C.	280.13	20.75	.00	.00	.00	.00	.00	.00	212.08	.00
81675	STANLEY, KYZER R.	104.19	12.25	.00	.00	.00	.00	.00	.00	95.22	.00
81601	WAGONER, CHELSEY D.	205.00	20.00	.00	.00	.00	.00	.00	.00	.00	189.32
81643	WHITEHILL, AUDRIANA G.	180.00	20.00	.00	.00	.00	.00	.00	.00	160.85	.00
81650	WILLSON, JACOB B.	27.00	3.00	.00	.00	.00	.00	.00	.00	24.94	.00
Total RECREATION:											
30		27,636.87	667.00	.00	.00	.00	.00	.00	18,210.91	2,800.74	16,175.53
51187	BAHRENFUSS, BRANDON D.	2,855.77	85.50	.00	266.97	.00	.00	.00	.00	.00	1,960.21
51178	DOOLITTLE, DAN L.	990.00	45.00	.00	.00	.00	.00	.00	.00	.00	767.60
51189	MACRANNEL, MATTHEW A.	1,833.65	83.00	.00	97.65	.00	.00	.00	.00	.00	1,299.48
51200	MCKIBBAN, JACOB D.	2,035.10	92.00	.00	129.90	.00	.00	.00	.00	.00	1,417.07
31195	PETERSON, RICK E.	1,906.63	85.00	.00	163.43	.00	.00	.00	.00	.00	1,313.56
51190	RATCLIFF, BRETT D.	1,900.80	80.00	.00	.00	.00	.00	.00	.00	.00	1,251.11
51195	RODEN, JACOB J.	1,732.00	80.00	.00	.00	.00	.00	.00	.00	.00	1,184.33
51184	WILLIAMS, ZACHARY W.	2,080.00	80.00	.00	.00	.00	.00	.00	.00	.00	1,418.34

Employee Number	Name	Total Gross Amount	Total Gross Hours	3-00 OT no pen Emp Amt	4-00 OT pension Emp Amt	5-00 DBL OT np Emp Amt	6-00 DBL OT pen Emp Amt	23-00 OTHER pen Emp Amt	24-00 OTHER np Emp Amt	85-00 NET PAY Emp Amt	86-00 DIRECT DEP Emp Amt
51124	ZIEGENBEIN, TIMOTHY L.	2,180.80	80.00	.00	.00	.00	.00	.00	.00	.00	1,441.30
Total STREET DEPARTMENT:											
		9	17,514.75	710.50	.00	657.95	.00	.00	.00	.00	12,053.00
30772	DINGMAN, CHAD M.	2,101.60	80.00	.00	.00	.00	.00	.00	.00	.00	1,553.76
30977	JACKSON, JEFFREY S.	1,876.00	80.00	.00	.00	.00	.00	.00	.00	.00	1,280.79
31179	WEST, JOHN A.	2,082.60	89.00	.00	.00	.00	.00	.00	.00	.00	1,480.93
Total WASTEWATER:											
		3	6,060.20	249.00	.00	.00	.00	.00	.00	.00	4,315.48
31189	CHAMBERS, TODD A.	2,172.79	81.50	.00	.00	.00	.00	.00	.00	.00	1,445.23
31191	DANIELSON, TIMOTHY E.	3,759.03	98.00	.00	113.91	.00	.00	.00	.00	.00	2,562.87
30358	JOHNSTON, GEORGE A.	1,891.20	80.00	.00	.00	.00	.00	.00	.00	.00	1,189.08
31215	KNOWLES, NICHOLAS A.	2,160.00	80.00	.00	.00	.00	.00	.00	.00	.00	1,473.53
Total WATER PLANT:											
		4	9,983.02	339.50	.00	113.91	.00	.00	.00	.00	6,670.71
Grand Totals:											
		119	182,762.37	6,514.00	3,345.84	1,831.80	588.48	1,111.97	1,020.00	18,550.23	4,228.41
											120,790.87

RESOLUTION NO. 2019 -

BE IT RESOLVED BY THE CITY COUNCIL OF THE CITY OF WEBSTER CITY,
IOWA:

That we, the City Council of the City of Webster City, Iowa, having examined bills aggregating the sum of \$3,006,678.64 presented herewith, hereby approve said bills, and the City Clerk is hereby authorized to issue warrants in payment of the same.

Passed and adopted this 21st day of October, 2019.

John Hawkins, Mayor

ATTEST:

Karyl K. Bonjour, City Clerk

Invoice	Seq	Type	Description	Invoice Date	Total Cost	Period	GL Account
LEGISLATIVE SERVICES AGENCY (3650)							
012519	5	Adjustmen	2019 IOWA CODE/2018 IOWA ACTS/OFF REG	01/25/2019	21.60-	04/20	100-24-14-5435-316
012519	6	Adjustmen	2019 IOWA CODE/2018 IOWA ACTS/OFF REG	01/25/2019	156.00-	04/20	601-23-80-5921-316
012519	7	Adjustmen	2019 IOWA CODE/2018 IOWA ACTS/OFF REG	01/25/2019	48.00-	04/20	602-23-80-5921-316
012519	8	Adjustmen	2019 IOWA CODE/2018 IOWA ACTS/OFF REG	01/25/2019	14.40-	04/20	603-23-80-5921-316
Total 012519:					240.00-		
Total LEGISLATIVE SERVICES AGENCY (3650):					240.00-		
Total 02/04/2019:					240.00-		

Invoice	Seq	Type	Description	Invoice Date	Total Cost	Period	GL Account
HAMILTON COUNTY (366)							
091019	9	Adjustmen	IT SERVICES/AUGUST 2019	09/10/2019	3,020.94-	04/20	100-24-16-5420-212
091019	10	Adjustmen	IT SERVICES/AUGUST 2019	09/10/2019	823.89-	04/20	601-24-16-5923-212
091019	11	Adjustmen	IT SERVICES/AUGUST 2019	09/10/2019	823.89-	04/20	602-24-16-5923-212
091019	12	Adjustmen	IT SERVICES/AUGUST 2019	09/10/2019	823.89-	04/20	603-24-16-5923-212
091019	13	Adjustmen	TRAVEL EXPENSES	09/10/2019	113.64-	04/20	100-24-16-5420-232
091019	14	Adjustmen	TRAVEL EXPENSES	09/10/2019	30.99-	04/20	601-24-16-5926-232
091019	15	Adjustmen	TRAVEL EXPENSES	09/10/2019	30.99-	04/20	602-24-16-5926-232
091019	16	Adjustmen	TRAVEL EXPENSES	09/10/2019	30.99-	04/20	603-24-16-5926-232
Total 091019:					5,699.22-		
Total HAMILTON COUNTY (366):					5,699.22-		
Total 09/16/2019:					5,699.22-		

Invoice	Seq	Type	Description	Invoice Date	Total Cost	Period	GL Account
IOWA LAW ENFORCEMENT (2362)							
313210	2	Adjustmen	PRE-EMPLOYMENT TESTING	09/06/2019	600.00-	04/20	100-21-21-5110-319
Total 313210:					600.00-		
Total IOWA LAW ENFORCEMENT (2362):					600.00-		
Total 10/07/2019:					600.00-		

Invoice	Seq	Type	Description	Invoice Date	Total Cost	Period	GL Account
AVAILA BANK (6318)							
100719	1	Invoice	9 MO CD PURCHASE - AVAILA BANK	10/07/2019	300,000.00	04/20	601-11003
100719	2	Invoice	9 MO CD PURCHASE - AVAILA BANK	10/07/2019	200,000.00	04/20	603-11003
Total 100719:					500,000.00		
Total AVAILA BANK (6318):					500,000.00		
CITY OF WEBSTER CITY (176)							
100819	1	Invoice	OPEN CKG ACCT/USDA REV LOAN FUND	10/08/2019	118,635.00	04/20	240-23-36-5393-213
Total 100819:					118,635.00		
Total CITY OF WEBSTER CITY (176):					118,635.00		
WCF FINANCIAL BANK (5526)							
100719	1	Invoice	3 MO CD - PURCHASE - WCF	10/07/2019	100,000.00	04/20	205-11003
100719	2	Invoice	3 MO CD - PURCHASE - WCF	10/07/2019	300,000.00	04/20	601-11107
100719	3	Invoice	3 MO CD - PURCHASE - WCF	10/07/2019	100,000.00	04/20	601-11113
100719	4	Invoice	6 MO CD - PURCHASE - WCF	10/07/2019	200,000.00	04/20	601-11113
100719	5	Invoice	6 MO CD - PURCHASE - WCF	10/07/2019	300,000.00	04/20	601-11120
Total 100719:					1,000,000.00		
Total WCF FINANCIAL BANK (5526):					1,000,000.00		
Total 10/08/2019:					1,618,635.00		

Invoice	Seq	Type	Description	Invoice Date	Total Cost	Period	GL Account
ABENS REALTY TRUST ACCOUNT (6912)							
100919	1	Invoice	EARNEST MONEY/1236 2ND STREET	10/09/2019	500.00	04/20	525-23-30-5310-299
Total 100919:					500.00		
Total ABENS REALTY TRUST ACCOUNT (6912):					500.00		
WICKS CONSTRUCTION, INC. (6107)							
092519 FINA	1	Invoice	BREWER CREEK ESTATES - RETAINAGE	09/25/2019	30,000.00	04/20	502-23-30-5310-299
Total 092519 FINAL:					30,000.00		
Total WICKS CONSTRUCTION, INC. (6107):					30,000.00		
Total 10/10/2019:					30,500.00		

Invoice	Seq	Type	Description	Invoice Date	Total Cost	Period	GL Account
NORTH IOWA MUNICIPAL ELECTRIC (705)							
100719	1	Invoice	PURCHASED POWER - SEPT 2019	10/07/2019	759,024.68	04/20	601-23-50-5555-233
Total 100719:					759,024.68		
Total NORTH IOWA MUNICIPAL ELECTRIC (705):					759,024.68		
RUAN, INCORPORATED (6862)							
37231	1	Invoice	LEASE T10612/22 DAYS	10/11/2019	902.45	04/20	100-41-21-5110-515
Total 37231:					902.45		
Total RUAN, INCORPORATED (6862):					902.45		
Total 10/16/2019:					759,927.13		

Invoice	Seq	Type	Description	Invoice Date	Total Cost	Period	GL Account
A & T AUTO TRUCK CENTER, INC. (5801)							
090419	1	Invoice	REPLACE U-JOINTS/SHOCKS-2008 CHEVY	09/04/2019	183.64	04/20	601-23-80-5935-227
090419	2	Invoice	REPLACE U-JOINTS/SHOCKS-2008 CHEVY	09/04/2019	183.63	04/20	602-23-80-5935-227
Total 090419:					367.27		
Total A & T AUTO TRUCK CENTER, INC. (5801):					367.27		
AFLAC, INC. (20)							
837336	1	Invoice	AFLAC PREMIUMS	10/11/2019	2,445.98	04/20	902-11215
Total 837336:					2,445.98		
Total AFLAC, INC. (20):					2,445.98		
AGSOURCE LABORATORIES (4458)							
2019091210	1	Invoice	INDOOR POOL WATER TESTING	09/30/2019	25.50	04/20	100-22-42-5233-318
Total 2019091210839:					25.50		
Total AGSOURCE LABORATORIES (4458):					25.50		
ARENDS, PEGGY (64)							
101019	1	Invoice	MILEAGE EXP/MANAGING POLICE RECORD	10/10/2019	151.80	04/20	100-21-21-5180-231
Total 101019:					151.80		
Total ARENDS, PEGGY (64):					151.80		
ARNOLD MOTOR SUPPLY (68)							
26NVO21187	1	Invoice	DOOR HANDLE #69	10/01/2019	13.77	04/20	100-22-42-5210-315
Total 26NVO21187:					13.77		
26NVO21558	1	Invoice	PARTS FOR TRUCK #25	10/08/2019	67.91	04/20	100-22-42-5210-315
Total 26NVO21558:					67.91		
Total ARNOLD MOTOR SUPPLY (68):					81.68		
ASTRA SECURITY (6495)							
24575	1	Invoice	ACCESS 10-1-19 TO 9-30-20	10/01/2019	125.00	04/20	100-21-21-5110-299
24575	2	Invoice	ACCESS 10-1-19 TO 9-30-20	10/01/2019	549.99	04/20	100-24-36-5480-299
24575	3	Invoice	ACCESS 10-1-19 TO 9-30-20	10/01/2019	481.25	04/20	601-23-36-5480-299
24575	4	Invoice	ACCESS 10-1-19 TO 9-30-20	10/01/2019	171.88	04/20	602-23-36-5480-299
24575	5	Invoice	ACCESS 10-1-19 TO 9-30-20	10/01/2019	171.88	04/20	603-23-36-5480-299
Total 24575:					1,500.00		
Total ASTRA SECURITY (6495):					1,500.00		
AUTOMATIC SYSTEMS COMPANY (81)							
34199S	1	Invoice	TROUBLE SHOOT EAST & NORTH LIFTSTAT	09/30/2019	324.00	04/20	603-23-70-5653-299
Total 34199S:					324.00		
34200S	1	Invoice	TROUBLE SHOOT WELL 8 & SCADA SYSTEM	09/30/2019	2,669.00	04/20	602-23-61-5642-299

Invoice	Seq	Type	Description	Invoice Date	Total Cost	Period	GL Account
Total 34200S:					2,669.00		
Total AUTOMATIC SYSTEMS COMPANY (81):					2,993.00		
BERGLUND, KRISTINE (5732)							
091219	1	Invoice	ENERGY EFFICIENCY REBATE	09/12/2019	159.97	04/20	601-23-36-5930-979
Total 091219:					159.97		
Total BERGLUND, KRISTINE (5732):					159.97		
BLACK HILLS ENERGY (3466)							
0976116930	1	Invoice	GAS UTILITY/LINE DEPT	10/10/2019	10.82	04/20	601-23-51-5566-234
0976116930	2	Invoice	GAS UTILITY/LINE DEPT	10/10/2019	10.82	04/20	601-23-52-5588-234
0976116930	3	Invoice	GAS UTILITY/LINE DEPT	10/10/2019	10.81	04/20	601-23-52-5586-234
Total 0976116930 10/10/19:					32.45		
5978424719	1	Invoice	GAS UTILITY/WATER PLANT SHED	10/10/2019	35.95	04/20	602-23-61-5642-234
Total 5978424719 10/10/19:					35.95		
6506969580	1	Invoice	GAS UTILITY/WATER PLANT	10/10/2019	47.55	04/20	602-23-61-5642-234
Total 6506969580 10/10/19:					47.55		
Total BLACK HILLS ENERGY (3466):					115.95		
BOLTON & MENK INC. (106)							
0239815	1	Invoice	PROFESS SVS - EVALUATION of WW Treatme	09/25/2019	1,729.11	04/20	603-23-70-5652-860
Total 0239815:					1,729.11		
Total BOLTON & MENK INC (106):					1,729.11		
BOMGAARS (5165)							
62509922	1	Invoice	CUT OFF WHEEL + BOLTS	09/10/2019	42.48	04/20	602-23-61-5642-318
Total 62509922:					42.48		
62516178	1	Invoice	PICNIC TABLE REPAIR	10/01/2019	37.50	04/20	100-22-42-5210-318
Total 62516178:					37.50		
62516257	1	Invoice	ZIP TIES	10/01/2019	17.98	04/20	601-23-52-5588-318
Total 62516257:					17.98		
62516265	1	Invoice	ELECTRICAL BOX	10/01/2019	29.99	04/20	602-23-61-5642-318
Total 62516265:					29.99		
62516452	1	Invoice	TEST PLUG (WATER PLANT LIME SODA ASH	10/02/2019	3.99	04/20	602-23-61-5935-870
Total 62516452:					3.99		
62516767	1	Invoice	SWITCHES & COVER - WATER PLANT LIME/	10/03/2019	11.67	04/20	602-23-61-5935-870

Invoice	Seq	Type	Description	Invoice Date	Total Cost	Period	GL Account
Total 62516767:					11.67		
62516791	1	Invoice	SUMP PUMP	10/03/2019	166.97	04/20	603-23-70-5642-318
Total 62516791:					166.97		
62518007	1	Invoice	RECIPRICATING SAW	10/07/2019	107.99	04/20	204-23-30-5310-311
Total 62518007:					107.99		
62518362	1	Invoice	MATERIAL FOR BONEBRIGHT CABINS (BAR	10/08/2019	40.34	04/20	534-23-42-5221-318
Total 62518362:					40.34		
62518981	1	Invoice	TAPE & SCREWS	10/10/2019	39.97	04/20	601-23-52-5588-318
Total 62518981:					39.97		
62519065	1	Invoice	HOSE REEL & ADAPTER	10/10/2019	103.28	04/20	601-23-52-5588-318
Total 62519065:					103.28		
62519430	1	Invoice	CHISEL & ALLEN WRENCH	10/11/2019	12.78	04/20	601-23-52-5588-311
Total 62519430:					12.78		
Total BOMGAARS (5165):					614.94		
BORDER STATES INDUSTRIES INC (6530)							
918693797	1	Invoice	HARD HATS W/ RECHARGEABLE LIGHTS	10/09/2019	423.72	04/20	601-23-52-5588-312
Total 918693797:					423.72		
Total BORDER STATES INDUSTRIES INC (6530):					423.72		
BROWN SUPPLY COMPANY, INC. (122)							
96599	1	Invoice	PART 2 OF WATER DIST BID	09/25/2019	1,491.96	04/20	602-23-62-5662-318
96599	2	Invoice	PART 2 OF WATER DIST BID	09/25/2019	1,280.00	04/20	603-23-71-5662-318
96599	3	Invoice	PART 2 OF WATER DIST BID	09/25/2019	3,840.00	04/20	204-23-30-5330-318
Total 96599:					6,611.96		
96953	1	Invoice	4" CAM & GROOVE GASKET	10/03/2019	12.00	04/20	602-23-62-5662-318
Total 96953:					12.00		
Total BROWN SUPPLY COMPANY, INC. (122):					6,623.96		
CAPITAL SANITARY SUPPLY (6096)							
C291361	1	Invoice	TOWELS & GLOVES	10/02/2019	255.16	04/20	603-23-70-5642-318
Total C291361:					255.16		
C291446	1	Invoice	SANITIZER	10/02/2019	48.00	04/20	603-23-70-5642-318
Total C291446:					48.00		

Invoice	Seq	Type	Description	Invoice Date	Total Cost	Period	GL Account
C291519	1	Invoice	SPA BATH SOAP	10/02/2019	122.80	04/20	100-22-42-5233-318
Total C291519:					122.80		
C291560	1	Invoice	OPERATING SUPPLIES	10/02/2019	268.28	04/20	100-22-42-5233-318
Total C291560:					268.28		
C291560A	1	Invoice	SUPPLIES FOR FULLER HALL	10/09/2019	16.50	04/20	100-22-42-5233-318
Total C291560A:					16.50		
Total CAPITAL SANITARY SUPPLY (6096):					710.74		
CARD SERVICES (140)							
0000 100119	1	Invoice	MEAL EXP/UNDERGRND WKSHP	10/01/2019	19.78	04/20	601-23-52-5926-231
0000 100119	2	Invoice	MEAL EXP/UNDERGRND WKSHP	10/01/2019	92.65	04/20	601-23-52-5926-231
0000 100119	3	Invoice	MEAL EXP/UNDERGRND WKSHP	10/01/2019	71.02	04/20	601-23-52-5926-231
0000 100119	4	Invoice	LODGING/UNDERGRND WKSHP	10/01/2019	194.88	04/20	601-23-52-5926-231
0000 100119	5	Invoice	LODGING/UNDERGRND WKSHP	10/01/2019	194.88	04/20	601-23-52-5926-231
0000 100119	6	Invoice	LODGING/UNDERGRND WKSHP	10/01/2019	194.88	04/20	601-23-52-5926-231
0000 100119	7	Invoice	LODGING/JOHNSTON/IRWA FALL CONF	10/01/2019	261.80	04/20	602-23-61-5926-231
0000 100119	8	Invoice	TONER CARTRIDGES	10/01/2019	163.94	04/20	602-23-61-5921-316
0000 100119	9	Invoice	CONF EXP/LINE DEPT	10/01/2019	147.00	04/20	601-23-52-5926-231
0000 100119	10	Invoice	TOOL/LINE DEPT	10/01/2019	23.11	04/20	601-23-52-5588-311
0000 100119	11	Invoice	MEAL EXP/UNDERGRND WKSHP	10/01/2019	86.37	04/20	601-23-52-5926-231
0000 100119	12	Invoice	CLEANING SUPPLIES/LINE DEPT	10/01/2019	38.57	04/20	601-23-52-5588-318
0000 100119	13	Invoice	MEAL EXP/WEST/IRWA FALL CONF	10/01/2019	31.81	04/20	603-23-70-5926-231
0000 100119	14	Invoice	MEAL EXP/WEST/IRWA FALL CONF	10/01/2019	23.54	04/20	603-23-70-5926-231
0000 100119	15	Invoice	MEAL EXP/WEST/IRWA FALL CONF	10/01/2019	18.99	04/20	603-23-70-5926-231
0000 100119	16	Invoice	MEAL EXP/WEST/IRWA FALL CONF	10/01/2019	17.62	04/20	603-23-70-5926-231
0000 100119	17	Invoice	LODGING/WEST/IRWA FALL CONF	10/01/2019	263.80	04/20	603-23-70-5926-231
0000 100119	18	Invoice	BUSINESS CARDS/SIMPSON	10/01/2019	18.17	04/20	100-21-18-5190-318
0000 100119	19	Invoice	CREDIT ON ACCT	10/01/2019	2.79	04/20	603-23-70-5642-318
Total 0000 100119:					1,860.02		
0001 10/01/1	1	Invoice	OFFICE SUPPLIES	10/01/2019	164.22	04/20	100-21-21-5110-316
0001 10/01/1	2	Invoice	SHIPPING EXPENSE	10/01/2019	7.35	04/20	100-21-21-5110-221
Total 0001 10/01/19:					171.57		
0002 10/01/1	1	Invoice	YOUTH FOOTBALL SHIRTS	10/01/2019	1,431.34	04/20	100-22-42-5222-318
Total 0002 10/01/19:					1,431.34		
0003 10/01/1	1	Invoice	MICROSOFT OFFICE/TOUGHBOOK	10/01/2019	33.96	04/20	100-24-16-5420-317
0003 10/01/1	2	Invoice	MICROSOFT OFFICE/TOUGHBOOK	10/01/2019	124.57	04/20	601-24-16-5921-317
0003 10/01/1	3	Invoice	MICROSOFT OFFICE/TOUGHBOOK	10/01/2019	33.96	04/20	602-24-16-5921-317
0003 10/01/1	4	Invoice	MICROSOFT OFFICE/TOUGHBOOK	10/01/2019	33.90	04/20	603-24-16-5921-317
0003 10/01/1	5	Invoice	TNT CRANE/RAILROAD CABOOSE	10/01/2019	9,524.80	04/20	534-23-42-5221-299
0003 10/01/1	6	Invoice	CREDIT/PAYPRO ZINSTALL LONDON	10/01/2019	79.07	04/20	100-24-16-5420-399
0003 10/01/1	7	Invoice	CREDIT/PAYPRO ZINSTALL LONDON	10/01/2019	289.94	04/20	601-24-16-5930-399
0003 10/01/1	8	Invoice	CREDIT/PAYPRO ZINSTALL LONDON	10/01/2019	79.07	04/20	602-24-16-5930-399
0003 10/01/1	9	Invoice	CREDIT/PAYPRO ZINSTALL LONDON	10/01/2019	79.08	04/20	603-24-16-5921-399
Total 0003 10/01/19:					9,224.03		

Invoice	Seq	Type	Description	Invoice Date	Total Cost	Period	GL Account
0004 10/01/1	1	Invoice	ADMIN MTG EXP	10/01/2019	21.83	04/20	100-24-12-5430-232
0004 10/01/1	2	Invoice	ADMIN MTG EXP	10/01/2019	60.03	04/20	601-23-81-5926-232
0004 10/01/1	3	Invoice	ADMIN MTG EXP	10/01/2019	13.64	04/20	602-23-81-5926-232
0004 10/01/1	4	Invoice	ADMIN MTG EXP	10/01/2019	13.64	04/20	603-23-81-5926-232
0004 10/01/1	5	Invoice	CONF EXPENSES/HENDERSON	10/01/2019	276.90	04/20	100-23-36-5393-232
0004 10/01/1	6	Invoice	CONF EXPENSES/HENDERSON	10/01/2019	276.90	04/20	601-23-36-5393-232
0004 10/01/1	7	Invoice	CONF EXPENSES/SHERIDAN	10/01/2019	379.98	04/20	100-24-12-5430-232
0004 10/01/1	8	Invoice	CONF EXPENSES/SHERIDAN	10/01/2019	1,044.93	04/20	601-23-81-5926-232
0004 10/01/1	9	Invoice	CONF EXPENSES/SHERIDAN	10/01/2019	237.49	04/20	602-23-81-5926-232
0004 10/01/1	10	Invoice	CONF EXPENSES/SHERIDAN	10/01/2019	237.48	04/20	603-23-81-5926-232
0004 10/01/1	11	Invoice	CONF MEAL EXP/BONJOUR	10/01/2019	1.92	04/20	100-24-14-5436-232
0004 10/01/1	12	Invoice	CONF MEAL EXP/BONJOUR	10/01/2019	13.86	04/20	601-23-80-5926-232
0004 10/01/1	13	Invoice	CONF MEAL EXP/BONJOUR	10/01/2019	4.26	04/20	602-23-80-5926-232
0004 10/01/1	14	Invoice	CONF MEAL EXP/BONJOUR	10/01/2019	1.28	04/20	603-23-80-5926-232
0004 10/01/1	15	Invoice	CONF LODGING EXP/BONJOUR	10/01/2019	27.23	04/20	100-24-14-5436-232
0004 10/01/1	16	Invoice	CONF LODGING EXP/BONJOUR	10/01/2019	196.66	04/20	601-23-80-5926-232
0004 10/01/1	17	Invoice	CONF LODGING EXP/BONJOUR	10/01/2019	60.51	04/20	602-23-80-5926-232
0004 10/01/1	18	Invoice	CONF LODGING EXP/BONJOUR	10/01/2019	18.16	04/20	603-23-80-5926-232
0004 10/01/1	19	Invoice	CONF LODGING EXP/HAWKINS	10/01/2019	59.04	04/20	100-24-11-5410-232
0004 10/01/1	20	Invoice	CONF LODGING EXP/HAWKINS	10/01/2019	162.37	04/20	601-24-11-5410-232
0004 10/01/1	21	Invoice	CONF LODGING EXP/HAWKINS	10/01/2019	36.90	04/20	602-24-11-5410-232
0004 10/01/1	22	Invoice	CONF LODGING EXP/HAWKINS	10/01/2019	36.91	04/20	603-24-11-5410-232
Total 0004 10/01/19:					3,181.92		
0005 10/01/1	1	Invoice	SAFETY VEST	10/01/2019	16.04	04/20	100-21-18-5190-318
Total 0005 10/01/19:					16.04		
0006 10/01/1	1	Invoice	WORK BOOTS/TURN OUT BOOTS	10/01/2019	257.64	04/20	100-21-22-5140-312
0006 10/01/1	2	Invoice	TONER	10/01/2019	249.11	04/20	100-21-22-5140-316
Total 0006 10/01/19:					506.75		
0008 10/01/1	1	Invoice	WATER DIST CLASS EXP	10/01/2019	1,234.25	04/20	602-23-62-5926-231
Total 0008 10/01/19:					1,234.25		
0069 10/01/1	1	Invoice	PARKING EXP/LESHER/CPM CLASS	10/01/2019	22.50	04/20	100-23-42-5371-231
Total 0069 10/01/19:					22.50		
0148 10/01/1	1	Invoice	MISC OPERATING EXP	10/01/2019	398.54	04/20	100-21-21-5110-318
0148 10/01/1	2	Invoice	SAFETY EQUIPMENT	10/01/2019	69.55	04/20	100-21-21-5110-312
Total 0148 10/01/19:					468.09		
0155 10/01/1	1	Invoice	PLASTIC DOORKNOB BAGS	10/01/2019	53.97	04/20	100-21-30-5120-318
0155 10/01/1	2	Invoice	NAMEPLATES	10/01/2019	3.95	04/20	100-24-12-5430-316
0155 10/01/1	3	Invoice	NAMEPLATES	10/01/2019	13.17	04/20	601-23-81-5921-316
0155 10/01/1	4	Invoice	NAMEPLATES	10/01/2019	7.90	04/20	602-23-81-5921-316
0155 10/01/1	5	Invoice	NAMEPLATES	10/01/2019	1.31	04/20	603-23-81-5921-316
0155 10/01/1	6	Invoice	PRINTER-MGR OFFICE	10/01/2019	12.84	04/20	100-24-12-5430-316
0155 10/01/1	7	Invoice	PRINTER-MGR OFFICE	10/01/2019	42.80	04/20	601-23-81-5921-316
0155 10/01/1	8	Invoice	PRINTER-MGR OFFICE	10/01/2019	25.68	04/20	602-23-81-5921-316
0155 10/01/1	9	Invoice	PRINTER-MGR OFFICE	10/01/2019	4.28	04/20	603-23-81-5921-316
0155 10/01/1	10	Invoice	MISC SUPPLIES	10/01/2019	2.99	04/20	100-24-12-5430-299
0155 10/01/1	11	Invoice	MISC SUPPLIES	10/01/2019	9.75	04/20	601-23-81-5930-299

Invoice	Seq	Type	Description	Invoice Date	Total Cost	Period	GL Account
0155 10/01/1	12	Invoice	MISC SUPPLIES	10/01/2019	5.85	04/20	602-23-81-5930-299
0155 10/01/1	13	Invoice	MISC SUPPLIES	10/01/2019	.90	04/20	603-23-81-5930-299
Total 0155 10/01/19:					185.39		
Total CARD SERVICES (140):					18,301.90		
CASADY BROTHERS IMP. (146)							
57351W	1	Invoice	PARTS FOR MOWER/TRIMMER	10/01/2019	106.02	04/20	100-23-42-5371-314
57351W	2	Invoice	PARTS FOR MOWER/TRIMMER	10/01/2019	228.15	04/20	100-23-42-5371-315
Total 57351W:					334.17		
57352W	1	Invoice	MISC PARTS FOR EQUIPMENT	10/01/2019	164.76	04/20	100-22-42-5210-315
Total 57352W:					164.76		
Total CASADY BROTHERS IMP (146):					498.93		
CASTOR CONSTRUCTION, LLC (6890)							
PARTIAL PY	1	Invoice	2019/20 WATER MAIN REPAIR PROJECT (PR	10/11/2019	65,999.10	04/20	602-23-62-5673-870
Total PARTIAL PYMT #2:					65,999.10		
Total CASTOR CONSTRUCTION, LLC (6890):					65,999.10		
CENTRAL IOWA BLDG SUPPLY (1298)							
10079297	1	Invoice	THREADED ROD	09/04/2019	25.35	04/20	100-21-22-5140-310
Total 10079297:					25.35		
10079625	1	Invoice	STEEL	09/23/2019	160.81	04/20	204-23-30-5310-318
Total 10079625:					160.81		
10079973	1	Invoice	CUTTING EDGE	10/07/2019	162.12	04/20	204-23-30-5310-318
Total 10079973:					162.12		
Total CENTRAL IOWA BLDG SUPPLY (1298):					348.28		
CENTURY LINK (4614)							
E65-4065 10/	1	Invoice	ALARM CIRCUIT LINE	10/01/2019	148.00	04/20	100-21-22-5140-230
Total E65-4065 10/01/19:					148.00		
Total CENTURY LINK (4614):					148.00		
CETO CORIO, PEDRO EZEQUIEL (6916)							
713520220	1	Invoice	CUSTOMER DEPOSIT REFUND	10/10/2019	138.91	04/20	601-21011
Total 713520220:					138.91		
Total CETO CORIO, PEDRO EZEQUIEL (6916):					138.91		
CI CONCRETE INC. (6909)							
184236	1	Invoice	CONCRETE - SANITARY SEWER MANHOLE	09/16/2019	2,550.00	04/20	603-23-71-5662-318

Invoice	Seq	Type	Description	Invoice Date	Total Cost	Period	GL Account
Total 184236:					2,550.00		
184487	1	Invoice	CONCRETE - SANITARY SEWER MANHOLE	09/25/2019	1,050.00	04/20	603-23-71-5662-318
Total 184487:					1,050.00		
Total Cr CONCRETE INC. (6909):					3,600.00		
CITY OF WEBSTER CITY (176)							
091119	1	Invoice	EE REBATE-MGR OFFICE-PRINTER	09/11/2019	42.80	04/20	601-23-36-5930-979
Total 091119:					42.80		
101519 605	1	Invoice	CITY UTILITIES-605 2ND STREET	10/15/2019	172.79	04/20	100-23-36-5397-233
Total 101519 605 2ND:					172.79		
Total CITY OF WEBSTER CITY (176):					215.59		
COBO, ABEL BERNAL (6917)							
510940010	1	Invoice	CUSTOMER DEPOSIT REFUND	10/14/2019	75.11	04/20	601-21011
Total 510940010:					75.11		
Total COBO, ABEL BERNAL (6917):					75.11		
CORE & MAIN (6439)							
L227154	1	Invoice	WATER DIST MATERIAL	09/25/2019	4,381.50	04/20	602-23-62-5662-318
L227154	2	Invoice	WATER DIST MATERIAL-GREEN MARKING P	09/25/2019	108.00	04/20	603-23-71-5662-318
Total L227154:					4,489.50		
L255171	1	Invoice	WATER DIST MATERIAL	09/25/2019	165.00	04/20	602-23-62-5662-318
Total L255171:					165.00		
Total CORE & MAIN (6439):					4,654.50		
CRESCENT ELECTRIC SUPPLY (203)							
S507047203	1	Invoice	Material= RELOCATE LIME & SODA ASH CON	10/02/2019	2,993.02	04/20	602-23-61-5935-870
Total S507047203.001:					2,993.02		
Total CRESCENT ELECTRIC SUPPLY (203):					2,993.02		
CTS LANGUAGE LINK (6323)							
152954	1	Invoice	TELE LANGUAGE TRANSLATION/PD	10/01/2019	32.49	04/20	100-21-21-5110-230
Total 152954:					32.49		
Total CTS LANGUAGE LINK (6323):					32.49		
DAILY FREEMAN JOURNAL, INC. (211)							
5376	1	Invoice	ORD 2019-1830/FLOOD PLAIN	09/26/2019	890.33	04/20	100-24-18-5470-210
Total 5376:					890.33		

Invoice	Seq	Type	Description	Invoice Date	Total Cost	Period	GL Account
D03700 0930	1	Invoice	RECYCLING ADVERTISING	09/30/2019	151.04	04/20	100-23-30-5340-235
D03700 0930	2	Invoice	MY HOMETOWN - SEPTEMBER 2019	09/30/2019	80.00	04/20	100-24-12-5430-233
D03700 0930	3	Invoice	MY HOMETOWN - SEPTEMBER 2019	09/30/2019	220.00	04/20	601-23-81-5921-233
D03700 0930	4	Invoice	MY HOMETOWN - SEPTEMBER 2019	09/30/2019	50.00	04/20	602-23-81-5921-233
D03700 0930	5	Invoice	MY HOMETOWN - SEPTEMBER 2019	09/30/2019	50.00	04/20	603-23-81-5921-233
Total D03700 093019					551.04		
Total DAILY FREEMAN JOURNAL, INC. (211):					1,441.37		
DELL MARKETING L.P. (221)							
1034284921	1	Invoice	REPLACEMENT Pc's-LINE DEPT	09/25/2019	283.87	04/20	100-24-16-5420-317
1034284921	2	Invoice	REPLACEMENT Pc's-LINE DEPT	09/25/2019	1,040.89	04/20	601-24-16-5921-317
1034284921	3	Invoice	REPLACEMENT Pc's-LINE DEPT	09/25/2019	283.88	04/20	602-24-16-5921-317
1034284921	4	Invoice	REPLACEMENT Pc's-LINE DEPT	09/25/2019	283.88	04/20	603-24-16-5921-317
Total 10342849216:					1,892.52		
1034471628	1	Invoice	REPLACEMENT DESKTOP PC/POLICE CHIE	10/04/2019	180.22	04/20	100-24-16-5420-317
1034471628	2	Invoice	REPLACEMENT DESKTOP PC/POLICE CHIE	10/04/2019	660.82	04/20	601-24-16-5921-317
1034471628	3	Invoice	REPLACEMENT DESKTOP PC/POLICE CHIE	10/04/2019	180.22	04/20	602-24-16-5921-317
1034471628	4	Invoice	REPLACEMENT DESKTOP PC/POLICE CHIE	10/04/2019	180.22	04/20	603-24-16-5921-317
Total 10344716285:					1,201.48		
Total DELL MARKETING L.P. (221):					3,094.00		
DIAMOND VOGEL PAINTS (2240)							
233102893	1	Invoice	SPACERS-WHEEL BEARING	09/25/2019	17.30	04/20	204-23-30-5310-314
Total 233102893:					17.30		
Total DIAMOND VOGEL PAINTS (2240):					17.30		
DOOLITTLE OIL COMPANY, INC. (243)							
36774	1	Invoice	HYDRAULIC OIL-DRUM	10/01/2019	372.63	04/20	204-23-30-5310-315
Total 36774:					372.63		
Total DOOLITTLE OIL COMPANY, INC. (243):					372.63		
DR. JAMES W. KUMM (6919)							
091119	1	Invoice	3RD QTR DRUG TEST	09/11/2019	42.00	04/20	204-23-30-5310-212
Total 091119:					42.00		
Total DR. JAMES W. KUMM (6919):					42.00		
ECHO GROUP, INC. (6306)							
S8224206.00	1	Invoice	WIRE FOR WATER PLANT LIME/SODA ASH P	09/30/2019	291.44	04/20	602-23-61-5935-870
S8224206.00	2	Invoice	LINE DEPT SUPPLY	09/30/2019	32.46	04/20	601-23-52-5588-318
Total S8224206.002:					323.90		
Total ECHO GROUP, INC. (6306):					323.90		
EMBROIDERY BY DESIGN (266)							
1098	1	Invoice	WC LOGO (LINE DEPT SWEATSHIRTS)	10/08/2019	32.50	04/20	601-23-52-5588-318

Invoice	Seq	Type	Description	Invoice Date	Total Cost	Period	GL Account
Total 1098:					32.50		
1101	1	Invoice	WC LOGO (INSPECTOR)	10/14/2019	45.50	04/20	100-21-18-5180-318
Total 1101:					45.50		
Total EMBROIDERY BY DESIGN (266):					78.00		
EMERGENCY APPARATUS (4497)							
108325	1	Invoice	FIX AIR LEAK ON PUMP L31	10/01/2019	1,360.61	04/20	100-21-22-5140-227
Total 108325:					1,360.61		
Total EMERGENCY APPARATUS (4497):					1,360.61		
EMPLOYEE & FAMILY RESOURCES (269)							
C238268	1	Invoice	EAP SERVICES	10/02/2019	89.96	04/20	100-24-12-5430-299
C238268	2	Invoice	EAP SERVICES	10/02/2019	115.67	04/20	100-24-11-5410-299
C238268	3	Invoice	EAP SERVICES	10/02/2019	27.85	04/20	100-24-36-5480-299
C238268	4	Invoice	EAP SERVICES	10/02/2019	327.75	04/20	100-21-21-5110-299
C238268	5	Invoice	EAP SERVICES	10/02/2019	139.23	04/20	100-21-22-5140-299
C238268	6	Invoice	EAP SERVICES	10/02/2019	34.27	04/20	100-21-18-5190-299
C238268	7	Invoice	EAP SERVICES	10/02/2019	68.54	04/20	100-24-30-5380-299
C238268	8	Invoice	EAP SERVICES	10/02/2019	115.67	04/20	603-23-70-5653-299
C238268	9	Invoice	EAP SERVICES	10/02/2019	36.41	04/20	100-24-18-5470-299
C238268	10	Invoice	EAP SERVICES	10/02/2019	100.67	04/20	100-22-42-5233-299
C238268	11	Invoice	EAP SERVICES	10/02/2019	53.55	04/20	100-23-42-5371-299
C238268	12	Invoice	EAP SERVICES	10/02/2019	68.54	04/20	602-23-61-5642-299
C238268	13	Invoice	EAP SERVICES	10/02/2019	68.54	04/20	601-23-51-5566-299
C238268	14	Invoice	EAP SERVICES	10/02/2019	207.77	04/20	601-23-52-5588-299
C238268	15	Invoice	EAP SERVICES	10/02/2019	44.98	04/20	601-23-80-5905-299
C238268	16	Invoice	EAP SERVICES	10/02/2019	162.79	04/20	100-24-14-5435-299
C238268	17	Invoice	EAP SERVICES	10/02/2019	27.85	04/20	100-24-13-5460-299
C238268	18	Invoice	EAP SERVICES	10/02/2019	139.23	04/20	100-21-21-5180-299
C238268	19	Invoice	EAP SERVICES	10/02/2019	207.77	04/20	204-23-30-5310-299
C238268	20	Invoice	EAP SERVICES	10/02/2019	77.11	04/20	100-22-42-5210-299
C238268	21	Invoice	EAP SERVICES	10/02/2019	27.85	04/20	601-23-52-5586-299
Total C238268:					2,142.00		
Total EMPLOYEE & FAMILY RESOURCES (269):					2,142.00		
EMPLOYEE BENEFIT SYSTEMS (4707)							
101519	1	Invoice	HEALTH INSURANCE - NOV 2019	10/15/2019	15,222.33	04/20	902-11100
101519	2	Invoice	HEALTH INSURANCE - NOV 2019	10/15/2019	78,067.18	04/20	902-11215
Total 101519:					93,289.51		
Total EMPLOYEE BENEFIT SYSTEMS (4707):					93,289.51		
FASTENAL COMPANY (3509)							
IAFTD22193	1	Invoice	SHIPPING INV #IAFTD221933	09/16/2019	48.27	04/20	100-21-22-5140-227
Total IAFTD221933:					48.27		
Total FASTENAL COMPANY (3509):					48.27		

Invoice	Seq	Type	Description	Invoice Date	Total Cost	Period	GL Account
FIRE SERVICE TRAINING BUREAU (294)							
200314	1	Invoice	FFI TEST/STENSLAND	09/25/2019	100.00	04/20	100-21-22-5140-231
Total 200314:					100.00		
Total FIRE SERVICE TRAINING BUREAU (294):					100.00		
FLEET SAFETY EQUIPMENT, INC. (4754)							
219484	1	Invoice	MISC VEHICLE EQUIPMENT	10/14/2019	592.06	04/20	100-21-21-5110-227
Total 219484:					592.06		
Total FLEET SAFETY EQUIPMENT, INC. (4754):					592.06		
FLETCHER-REINHARDT COMPANY (305)							
S1208375.00	1	Invoice	RED MARKING PAINT	10/09/2019	110.00	04/20	601-23-52-5588-318
Total S1208375.001:					110.00		
S1208375.00	1	Invoice	RED MARKING FLAGS	10/10/2019	301.59	04/20	601-23-52-5588-318
Total S1208375.002:					301.59		
Total FLETCHER-REINHARDT COMPANY (305):					411.59		
GALLS, LLC - DBA CARPENTER UNIFORM (331)							
013796777	1	Invoice	UNIFORM SUPPLIES (625)	09/25/2019	254.86	04/20	100-21-21-5110-312
Total 013796777:					254.86		
Total GALLS, LLC - DBA CARPENTER UNIFORM (331):					254.86		
HACH COMPANY (362)							
11657093	1	Invoice	EDTA CARTRIDGES & SULFURIC ACID CART	09/27/2019	401.27	04/20	602-23-61-5642-319
Total 11657093:					401.27		
11659227	1	Invoice	SERVICE CONTRACT FOR DR2800 & HQD41	09/30/2019	750.00	04/20	602-23-61-5642-299
Total 11659227:					750.00		
11661718	1	Invoice	2 PKGS CL2 PACKETS	10/01/2019	388.00	04/20	602-23-61-5642-319
Total 11661718:					388.00		
Total HACH COMPANY (362):					1,539.27		
HAMILTON COUNTY (366)							
100419	1	Invoice	MARKETING PROGRAM/OCT-DEC 2019	10/04/2019	750.00	04/20	601-23-36-5393-210
100419	2	Invoice	MARKETING PROGRAM/OCT-DEC 2019	10/04/2019	750.00	04/20	100-23-36-5393-210
Total 100419:					1,500.00		
SEPT 2019	1	Invoice	EASEMENTS = UNDERGROUND CONVERSI	10/09/2019	465.00	04/20	601-23-52-5588-871
SEPT 2019	2	Invoice	RESOLUTION & DEED RUDDY LESTER	10/09/2019	24.00	04/20	100-21-18-5190-214
SEPT 2019	3	Invoice	MORAGE RELEASES ALEXANDER & ZOMPA	10/09/2019	14.00	04/20	100-24-18-5470-214
SEPT 2019	4	Invoice	RECORDING FEES/LESTER-ALREADY PD	10/09/2019	24.00	04/20	100-21-18-5190-214

Invoice	Seq	Type	Description	Invoice Date	Total Cost	Period	GL Account
Total SEPT 2019:					479.00		
Total HAMILTON COUNTY (366):					1,979.00		
HAMILTON COUNTY SOLID WASTE (375)							
100119	1	Invoice	4TH QTR 2019 ASSESSMENT	10/01/2019	9,078.75	04/20	100-23-30-5340-236
Total 100119:					9,078.75		
284184	1	Invoice	LANDFILL FEES	09/27/2019	15.00	04/20	100-21-22-5140-236
Total 284184:					15.00		
Total HAMILTON COUNTY SOLID WASTE (375):					9,093.75		
HAWKINS, INC. (3668)							
4592725	1	Invoice	SODIUM ALUMINATE	10/04/2019	2,754.64	04/20	602-23-61-5641-318
Total 4592725:					2,754.64		
Total HAWKINS, INC. (3668):					2,754.64		
HENDERSON, LINDSAY (6585)							
091919	1	Invoice	MILEAGE EXP09/19/19-10/04/19	09/19/2019	112.71	04/20	100-23-36-5393-232
091919	2	Invoice	MILEAGE EXP09/19/19-10/04/19	09/19/2019	112.71	04/20	601-23-36-5393-232
Total 091919:					225.42		
Total HENDERSON, LINDSAY (6585):					225.42		
IOWA ASSN OF MUNICIPAL UTILITY (451)							
200007376	1	Invoice	TRAINING/KNOWLES	10/15/2019	175.00	04/20	602-23-61-5926-231
Total 200007376:					175.00		
20149	1	Invoice	SAFETY TRAINING	09/30/2019	1,377.50	04/20	601-23-52-5926-231
Total 20149:					1,377.50		
Total IOWA ASSN OF MUNICIPAL UTILITY (451):					1,552.50		
IOWA DEPT OF NATURAL RESOURCES (466)							
3849 2020	1	Invoice	ANNUAL WATER USE FEE 2020 - PERMIT#38	10/03/2019	95.00	04/20	602-23-61-5930-215
Total 3849 2020:					95.00		
5920 2020	1	Invoice	ANNUAL WATER USE FEE 2020 - PERMIT#59	10/03/2019	95.00	04/20	602-23-61-5930-215
Total 5920 2020:					95.00		
Total IOWA DEPT OF NATURAL RESOURCES (466):					190.00		
IOWA DEPT OF PUBLIC SAFETY (468)							
101419	1	Invoice	TERMINAL BILLING - JULY-SEPT	10/14/2019	792.00	04/20	100-21-21-5180-225
Total 101419:					792.00		

Invoice	Seq	Type	Description	Invoice Date	Total Cost	Period	GL Account
Total IOWA DEPT OF PUBLIC SAFETY (468):					792.00		
IOWA LAW ENFORCEMENT ACADEMY (480)							
313210	1	Invoice	PRE-EMPLOYMENT TESTING	09/06/2019	600.00	04/20	100-21-21-5110-319
Total 313210:					600.00		
313472	1	Invoice	MMPI EVALUATIONS	10/09/2019	300.00	04/20	100-21-21-5110-319
Total 313472:					300.00		
Total IOWA LAW ENFORCEMENT ACADEMY (480):					900.00		
IOWA ONE CALL (485)							
214917	1	Invoice	ONE CALL SERVICES	09/18/2019	61.56	04/20	601-23-52-5930-299
214917	2	Invoice	ONE CALL SERVICES	09/18/2019	37.27	04/20	602-23-62-5662-299
214917	3	Invoice	ONE CALL SERVICES	09/18/2019	37.27	04/20	603-23-71-5662-299
Total 214917:					136.10		
Total IOWA ONE CALL (485):					136.10		
JOHNSTON, GEORGE (535)							
091819	1	Invoice	REIMB/MEAL EXP/IRWA FALL CONF	09/18/2019	9.62	04/20	602-23-61-5926-231
Total 091819:					9.62		
Total JOHNSTON, GEORGE (535):					9.62		
KING, ANGELA (6918)							
1511580115	1	Invoice	CUSTOMER DEPOSIT REFUND	10/14/2019	2.07	04/20	601-21011
Total 1511580115:					2.07		
Total KING, ANGELA (6918):					2.07		
LAMPERT'S (564)							
24330018	1	Invoice	TAPE MEASURE	10/03/2019	10.99	04/20	204-23-30-5310-311
24330018	2	Invoice	STORM SEWER UPDATE 500 FAIRMEADOW	10/03/2019	297.48	04/20	204-23-30-5330-318
Total 24330018:					308.47		
ORDER NO.	1	Invoice	BIT & BLADE STORM SEWER UPDATE	10/07/2019	17.28	04/20	204-23-30-5330-318
ORDER NO.	2	Invoice	WOOD SHIMS	10/07/2019	14.98	04/20	204-23-30-5310-318
ORDER NO.	3	Invoice	3" GRK MULTI-PURPOSE SCREW	10/07/2019	99.98	04/20	204-23-30-5310-311
ORDER NO.	4	Invoice	HARDBOARD - ART-N-PARK W TWIN	10/07/2019	40.86	04/20	100-22-42-5210-318
Total ORDER NO. 48025:					173.10		
ORDER NO.	1	Invoice	MISC MATERIAL (BONEBRIGHT CABINS)	10/09/2019	169.08	04/20	534-23-42-5221-318
Total ORDER NO. 67860:					169.08		
ORDER NO.	1	Invoice	WOOD BLADES	10/11/2019	44.98	04/20	601-23-52-5588-318
Total ORDER NO. 91610:					44.98		

Invoice	Seq	Type	Description	Invoice Date	Total Cost	Period	GL Account
Total LAMPERT'S (564):					695.63		
LOGAN CONTRACTORS SUPPLY, INC. (1639)							
070029	1	Invoice	2=5 GAL FORM RELEASE	10/07/2019	127.28	04/20	204-23-30-5310-318
Total 070029:					127.28		
Total LOGAN CONTRACTORS SUPPLY, INC. (1639):					127.28		
LOWE, ANDREW (6920)							
081619	1	Invoice	ILEA EXPENSES/04-29-19 TO 08-16-19	08/16/2019	2,005.53	04/20	100-21-21-5110-231
Total 081619:					2,005.53		
Total LOWE, ANDREW (6920):					2,005.53		
MARTIN MARIETTA MATERIALS (601)							
27114964	1	Invoice	EROSION STONE - 6 LOADS - LOT MAINTAN	09/30/2019	1,783.74	04/20	204-23-30-5310-310
Total 27114964:					1,783.74		
Total MARTIN MARIETTA MATERIALS (601):					1,783.74		
MATT PARROTT & SONS COMPANY (605)							
PINV733271	1	Invoice	BUSINESS CARDS/POLICE DEPT	10/08/2019	135.00	04/20	100-21-21-5110-223
Total PINV733271:					135.00		
Total MATT PARROTT & SONS COMPANY (605):					135.00		
MENARDS (622)							
12860	1	Invoice	MATERIAL FOR WILSON BREWER PARK CA	10/07/2019	853.00	04/20	534-23-42-5221-318
Total 12860:					853.00		
Total MENARDS (622):					853.00		
MER ENGINEERING, INC. (3665)							
2	1	Invoice	LOCATE PROPERTY CORNERS/FARM LEAS	10/07/2019	573.80	04/20	100-24-14-5435-212
Total 2:					573.80		
Total MER ENGINEERING, INC. (3665):					573.80		
MID COUNTRY MACHINERY (2018)							
P29520	1	Invoice	CHAINSAW REPAIR	10/07/2019	100.87	04/20	601-23-52-5935-227
Total P29520:					100.87		
Total MID COUNTRY MACHINERY (2018):					100.87		
MIDLAND GIS SOLUTIONS, LLC (6658)							
10869	1	Invoice	UTILITY GPS/GIS PROJECT ~ ELECTRIC NET	10/02/2019	40,000.00	04/20	602-23-62-5673-870
Total 10869:					40,000.00		
Total MIDLAND GIS SOLUTIONS, LLC (6658):					40,000.00		

Invoice	Seq	Type	Description	Invoice Date	Total Cost	Period	GL Account
MOORE CLEANING SERVICE (2902)							
4161	1	Invoice	CLEANING SERVICES	10/15/2019	280.00	04/20	100-24-36-5480-299
4161	2	Invoice	CLEANING SERVICES	10/15/2019	200.00	04/20	601-23-36-5480-299
4161	3	Invoice	CLEANING SERVICES	10/15/2019	160.00	04/20	602-23-36-5480-299
4161	4	Invoice	CLEANING SERVICES	10/15/2019	160.00	04/20	603-23-36-5480-299
Total 4161:					800.00		
Total MOORE CLEANING SERVICE (2902):					800.00		
NAPA AUTO PARTS (677)							
881764	1	Invoice	AMBER LED LIGHTS	09/25/2019	16.24	04/20	204-23-30-5310-314
Total 881764:					16.24		
882152	1	Invoice	RADIATOR HOSE & ANTIFREEZE	10/01/2019	52.46	04/20	204-23-30-5310-314
Total 882152:					52.46		
882178	1	Invoice	HYD HOSE + FITTINGS	10/01/2019	234.66	04/20	204-23-30-5310-314
Total 882178:					234.66		
882181	1	Invoice	WIPER BLADES	10/01/2019	41.50	04/20	204-23-30-5310-314
Total 882181:					41.50		
882539	1	Invoice	GAS & DIESEL ADDITIVES	10/07/2019	250.30	04/20	204-23-30-5310-315
Total 882539:					250.30		
882542	1	Invoice	STOCK PARTS	10/07/2019	87.44	04/20	204-23-30-5310-314
882542	2	Invoice	GAUGE & CHUCK (SHOP)	10/07/2019	41.55	04/20	204-23-30-5310-311
Total 882542:					128.99		
882605	1	Invoice	WELDING HELMET & GLOVE	10/08/2019	94.98	04/20	204-23-30-5310-312
882605	2	Invoice	CUTTING TORCH HEAD & GLOVE IMPACT	10/08/2019	259.98	04/20	204-23-30-5310-311
Total 882605:					354.96		
882704	1	Invoice	TUBING	10/09/2019	14.05	04/20	602-23-61-5642-318
Total 882704:					14.05		
882718	1	Invoice	FITTINGS	10/09/2019	12.18	04/20	602-23-61-5642-318
Total 882718:					12.18		
882777	1	Invoice	LIGHT & WHEEL CHOCKS	10/10/2019	69.65	04/20	204-23-30-5310-318
Total 882777:					69.65		
882809	1	Invoice	BLACK SPRAY PAINT	10/10/2019	15.10	04/20	204-23-30-5310-318
Total 882809:					15.10		
882871	1	Invoice	TURN SIGNAL SWITCH/TOGGLE	10/11/2019	74.91	04/20	100-21-22-5140-227

Invoice	Seq	Type	Description	Invoice Date	Total Cost	Period	GL Account
Total 882871:					74.91		
Total NAPA AUTO PARTS (677):					1,265.00		
NCL OF WISCONSIN, INC. (687)							
429399	1	Invoice	TESTING SUPPLIES	09/27/2019	448.09	04/20	603-23-70-5642-319
Total 429399:					448.09		
Total NCL OF WISCONSIN, INC. (687):					448.09		
NELS PEDERSON COMPANY, INC. (1082)							
PARTIAL PY	1	Invoice	2019 SEWER REHAB & REPAIR PROJECT (11	10/11/2019	59,862.41	04/20	603-23-71-5673-860
Total PARTIAL PYMT #3:					59,862.41		
Total NELS PEDERSON COMPANY, INC. (1082):					59,862.41		
O'REILLY AUTOMOTIVE, INC. (727)							
0357-443352	1	Invoice	GAS TANK & STRAPS	10/08/2019	95.49	04/20	204-23-30-5310-314
Total 0357-443352:					95.49		
0357-443895	1	Invoice	FLOORMAT	10/15/2019	24.99	04/20	100-21-21-5110-227
Total 0357-443895:					24.99		
Total O'REILLY AUTOMOTIVE, INC. (727):					120.48		
P & E ENGINEERING COMPANY (733)							
5366	1	Invoice	Eng svcs - 2018/19 UND ELECTRIC CONVER	10/03/2019	1,943.41	04/20	601-23-52-5588-871
Total 5366:					1,943.41		
Total P & E ENGINEERING COMPANY (733):					1,943.41		
PATTEN, KARI (6913)							
101219	1	Invoice	YOUTH VOLLEYBALL COACH	10/12/2019	275.00	04/20	100-22-42-5233-299
Total 101219:					275.00		
Total PATTEN, KARI (6913):					275.00		
PRAIRIE ENERGY COOPERATIVE (768)							
100819	1	Invoice	AIRPORT ELECTRICITY	10/08/2019	448.57	04/20	205-23-45-5372-237
Total 100819:					448.57		
100819 CEN	1	Invoice	ELECTRICITY/HANGAR - CENTER BAY	10/08/2019	41.38	04/20	205-23-45-5372-237
Total 100819 CENTER:					41.38		
100819 EAS	1	Invoice	ELECTRICITY/HANGAR-EAST BAY	10/08/2019	39.56	04/20	205-23-45-5372-237
Total 100819 EAST:					39.56		
100819 WES	1	Invoice	ELECTRICITY/HANGAR - WEST BAY	10/08/2019	37.92	04/20	205-23-45-5372-237

Invoice	Seq	Type	Description	Invoice Date	Total Cost	Period	GL Account
Total 100819 WEST:					37.92		
100819+	1	Invoice	AIRPORT RUNWAY LIGHTING	10/08/2019	114.46	04/20	205-23-45-5372-237
Total 100819+:					114.46		
Total PRAIRIE ENERGY COOPERATIVE (768):					681.89		
PRIMORIS T&D SERVICES, LLC (6876)							
40072-03	1	Invoice	CONSTRUCTION - URD CONVERSION PROJ	10/01/2019	84,422.70	04/20	601-23-52-5588-871
Total 40072-03:					84,422.70		
Total PRIMORIS T&D SERVICES, LLC (6876):					84,422.70		
RICOH USA, INC. (4831)							
102783654	1	Invoice	COPY MACHINE LEASE/COPY CHARGE	10/04/2019	159.28	04/20	100-21-21-5110-225
Total 102783654:					159.28		
Total RICOH USA, INC. (4831):					159.28		
SPORTS WORLD (894)							
092519	1	Invoice	5TH/6TH VB SHIRTS	09/25/2019	399.00	04/20	100-22-42-5233-318
Total 092519:					399.00		
092919	1	Invoice	3RD/4TH VB SHIRTS/COACHES SHIRTS	09/29/2019	288.00	04/20	100-22-42-5233-318
Total 092919:					288.00		
Total SPORTS WORLD (894):					687.00		
STATE HYGIENIC LABORATORY (423)							
173988	1	Invoice	WASTEWATER TESTING	09/30/2019	1,129.00	04/20	603-23-70-5923-212
Total 173988:					1,129.00		
173990	1	Invoice	PUBLIC WATER	09/30/2019	157.00	04/20	602-23-61-5651-299
Total 173990:					157.00		
Total STATE HYGIENIC LABORATORY (423):					1,286.00		
STEIN HEATING & COOLING, INC. (5576)							
8470	1	Invoice	WINTERIZATION OF OD POOL	09/27/2019	350.00	04/20	100-22-42-5242-226
Total 8470:					350.00		
Total STEIN HEATING & COOLING, INC. (5576):					350.00		
STUART C. IRBY COMPANY (3585)							
S011575705	1	Invoice	FR RAIN PANTS & JACKETS	09/30/2019	408.01	04/20	601-23-52-5588-312
Total S011575705.001:					408.01		
S011575705	1	Invoice	FR SWEATSHIRTS	09/30/2019	968.35	04/20	601-23-52-5588-312

Invoice	Seq	Type	Description	Invoice Date	Total Cost	Period	GL Account
Total S011575705.003:					968.35		
Total STUART C. IRBY COMPANY (3585):					1,376.36		
SUMMERS' ENTERPRISE INC. (6915)							
PAY EST #1	1	Invoice	INGRAHAM WATERMAIN REPAIR PROJECT -	09/27/2019	114,864.74	04/20	602-23-62-5673-870
Total PAY EST #1:					114,864.74		
Total SUMMERS' ENTERPRISE INC. (6915):					114,864.74		
TAPPER, BRANDON (3331)							
080319	1	Invoice	ENERGY EFFICIENCY REBATE	08/03/2019	117.69	04/20	601-23-36-5930-979
Total 080319:					117.69		
Total TAPPER, BRANDON (3331):					117.69		
THE AMERICAN BOTTLING CO. (4800)							
3446007624	1	Invoice	POP/BEVERAGES FOR RESALE-FULLER HA	10/03/2019	102.36	04/20	100-22-42-5233-323
Total 3446007624:					102.36		
Total THE AMERICAN BOTTLING CO. (4800):					102.36		
THE TRASHMAN, LLC (943)							
637-1801	1	Invoice	TRASH SERVICE/FUEL SURCHARGE	10/01/2019	26.95	04/20	100-24-36-5480-236
637-1801	2	Invoice	TRASH SERVICE/FUEL SURCHARGE	10/01/2019	19.25	04/20	601-23-36-5480-236
637-1801	3	Invoice	TRASH SERVICE/FUEL SURCHARGE	10/01/2019	15.40	04/20	602-23-36-5480-236
637-1801	4	Invoice	TRASH SERVICE/FUEL SURCHARGE	10/01/2019	15.40	04/20	603-23-36-5480-236
637-1801	5	Invoice	TRASH SERVICE/FUEL SURCHARGE	10/01/2019	77.00	04/20	100-22-42-5280-236
637-1801	6	Invoice	TRASH SERVICE/FUEL SURCHARGE	10/01/2019	44.00	04/20	204-23-30-5310-236
637-1801	7	Invoice	TRASH SERVICE/FUEL SURCHARGE	10/01/2019	16.50	04/20	100-21-22-5140-236
637-1801	8	Invoice	TRASH SERVICE/FUEL SURCHARGE	10/01/2019	77.00	04/20	100-22-42-5233-236
637-1801	9	Invoice	TRASH SERVICE/FUEL SURCHARGE	10/01/2019	44.00	04/20	601-23-52-5588-236
637-1801	10	Invoice	TRASH SERVICE/FUEL SURCHARGE	10/01/2019	44.00	04/20	603-23-70-5642-236
637-1801	11	Invoice	TRASH SERVICE/FUEL SURCHARGE	10/01/2019	44.00	04/20	100-22-42-5210-236
637-1801	12	Invoice	TRASH SERVICE/FUEL SURCHARGE	10/01/2019	44.00	04/20	602-23-61-5642-236
637-1801	13	Invoice	TRASH SERVICE/FUEL SURCHARGE	10/01/2019	88.00	04/20	100-22-42-5242-236
637-1801	14	Invoice	TRASH SERVICE/FUEL SURCHARGE	10/01/2019	44.00	04/20	205-23-45-5372-236
Total 637-1801:					599.50		
637-1802	1	Invoice	DROP BOX CHARGES/EXTRA SVC	10/01/2019	221.00	04/20	100-23-30-5340-235
Total 637-1802:					221.00		
637-1804	1	Invoice	TRASH BAGS FOR RESALE	10/01/2019	795.00	04/20	100-23-30-5340-299
Total 637-1804:					795.00		
638-101	1	Invoice	CURB RECYCLING - SEPT 2019	10/10/2019	12,885.43	04/20	100-23-30-5340-235
Total 638-101:					12,885.43		
Total THE TRASHMAN, LLC (943):					14,500.93		

Invoice	Seq	Type	Description	Invoice Date	Total Cost	Period	GL Account
TIMM'S AUTO BODY (953)							
101019	1	Invoice	REPAIR 2017 IMPALA	10/10/2019	544.00	04/20	100-21-21-5110-227
Total 101019:					544.00		
Total TIMM'S AUTO BODY (953):					544.00		
TOLLE AUTOMOTIVE, INC. (3188)							
14346	1	Invoice	MOUNT TIRE	10/01/2019	11.14	04/20	100-22-42-5210-227
Total 14346:					11.14		
14360	1	Invoice	4 TIRES MOUNT & BALANCED - LINE TK#3	10/02/2019	598.73	04/20	601-23-52-5935-227
Total 14360:					598.73		
14380	1	Invoice	1 USED RR INSIDE SEMI TIRE - ST#8	10/07/2019	278.20	04/20	100-23-30-5350-227
Total 14380:					278.20		
17670	1	Invoice	HAUL EXCAVATOR FROM FT DODGE TO WC	09/27/2019	500.00	04/20	204-23-30-5310-299
Total 17670:					500.00		
17694	1	Invoice	TOWING SVC FOR PD	10/02/2019	60.00	04/20	100-21-21-5110-227
Total 17694:					60.00		
Total TOLLE AUTOMOTIVE, INC. (3188):					1,448.07		
TRINIDAD, ROSENDA MERCADO (6921)							
512320327	1	Invoice	CUSTOMER DEPOSIT REFUND	10/08/2019	71.11	04/20	601-21011
Total 512320327:					71.11		
Total TRINIDAD, ROSENDA MERCADO (6921):					71.11		
UNITED COOPERATIVE (979)							
04353 & 043	1	Invoice	GAS REPORT	10/07/2019	1,101.23	04/20	100-21-21-5110-315
04353 & 043	2	Invoice	GAS REPORT	10/07/2019	43.57	04/20	100-21-22-5140-315
04353 & 043	3	Invoice	GAS REPORT	10/07/2019	417.69	04/20	204-23-30-5310-315
04353 & 043	4	Invoice	GAS REPORT	10/07/2019	129.37	04/20	603-23-70-5935-315
04353 & 043	5	Invoice	GAS REPORT	10/07/2019	191.62	04/20	602-23-61-5935-315
04353 & 043	6	Invoice	GAS REPORT	10/07/2019	41.57	04/20	100-21-18-5190-315
04353 & 043	7	Invoice	GAS REPORT	10/07/2019	345.22	04/20	601-23-52-5935-315
04353 & 043	8	Invoice	GAS REPORT	10/07/2019	107.14	04/20	601-23-51-5935-315
04353 & 043	9	Invoice	GAS REPORT	10/07/2019	81.92	04/20	601-23-80-5935-315
04353 & 043	10	Invoice	GAS REPORT	10/07/2019	81.92	04/20	602-23-80-5935-315
04353 & 043	11	Invoice	GAS REPORT	10/07/2019	50.46	04/20	100-22-42-5233-315
04353 & 043	12	Invoice	GAS REPORT	10/07/2019	59.35	04/20	100-22-42-5210-315
04353 & 043	13	Invoice	GAS REPORT	10/07/2019	563.95	04/20	100-23-42-5371-315
04353 & 043	14	Invoice	GAS REPORT	10/07/2019	335.59	04/20	100-24-14-5435-315
04353 & 043	15	Invoice	GAS REPORT	10/07/2019	152.96	04/20	100-21-22-5140-315
04353 & 043	16	Invoice	GAS REPORT	10/07/2019	737.40	04/20	204-23-30-5310-315
04353 & 043	17	Invoice	GAS REPORT	10/07/2019	164.62	04/20	602-23-61-5935-315
04353 & 043	18	Invoice	GAS REPORT	10/07/2019	435.37	04/20	601-23-52-5935-315
04353 & 043	19	Invoice	GAS REPORT	10/07/2019	284.45	04/20	100-23-42-5371-315
04353 & 043	20	Invoice	GAS REPORT	10/07/2019	447.20	04/20	100-24-14-5435-315

Invoice	Seq	Type	Description	Invoice Date	Total Cost	Period	GL Account
Total 04353 & 04354:					5,772.60		
Total UNITED COOPERATIVE (979):					5,772.60		
UNITY POINT CLINIC-OCC MEDICINE (5263)							
229185	1	Invoice	3RD QTR DRUG TESTING/2019	10/02/2019	126.00	04/20	204-23-30-5310-212
Total 229185:					126.00		
Total UNITY POINT CLINIC-OCC MEDICINE (5263):					126.00		
UNITY POINT HEALTH TRINITY REGIONAL (6572)							
51643	1	Invoice	3RD QTR DRUG TEST/2019	10/01/2019	80.00	04/20	204-23-30-5310-212
Total 51643:					80.00		
Total UNITY POINT HEALTH TRINITY REGIONAL (6572):					80.00		
UTILITY SERVICE CO., INC. (3294)							
489576	1	Invoice	QTRLY PYMT/520 WATER TOWER MTC (INV#	10/01/2019	5,805.69	04/20	602-23-60-5614-299
Total 489576:					5,805.69		
489577	1	Invoice	QTRLY PYMT/GROUND STORAGE TANK MT	10/01/2019	4,885.37	04/20	602-23-60-5614-299
Total 489577:					4,885.37		
489578	1	Invoice	QTRLY PYMT/PEDISPHERE HY-VEE TOWER	10/01/2019	4,941.47	04/20	602-23-60-5614-299
Total 489578:					4,941.47		
Total UTILITY SERVICE CO., INC. (3294):					15,632.53		
VALUTECH PEST CONTROL (6822)							
1974	1	Invoice	PEST CONTROL/CITY HALL	10/15/2019	6.00	04/20	603-23-36-5480-226
1974	2	Invoice	PEST CONTROL/CITY HALL	10/15/2019	7.50	04/20	601-23-36-5480-226
1974	3	Invoice	PEST CONTROL/CITY HALL	10/15/2019	6.00	04/20	602-23-36-5480-226
1974	4	Invoice	PEST CONTROL/CITY HALL	10/15/2019	10.50	04/20	100-24-36-5480-226
Total 1974:					30.00		
Total VALUTECH PEST CONTROL (6822):					30.00		
VAN DIEST SUPPLY COMPANY (1455)							
733	1	Invoice	(1) 55-gal DRUMS OF MOSQUITO SPRAY (\$1	10/10/2019	1,375.00	04/20	100-22-30-5230-318
Total 733:					1,375.00		
Total VAN DIEST SUPPLY COMPANY (1455):					1,375.00		
WALKER, EMILY (6914)							
101219	1	Invoice	YOUTH VOLLEYBALL COACH	10/12/2019	150.00	04/20	100-22-42-5233-299
Total 101219:					150.00		
Total WALKER, EMILY (6914):					150.00		

Invoice	Seq	Type	Description	Invoice Date	Total Cost	Period	GL Account
WCAD - CHAMBER OF COMMERCE (3486)							
092619	1	Invoice	1ST HALF FY20 ALLOCATION	09/26/2019	10,000.00	04/20	601-23-36-5930-213
Total 092619:					10,000.00		
Total WCAD - CHAMBER OF COMMERCE (3486):					10,000.00		
WEBSTER CITY TRUE VALUE (2155)							
138196	1	Invoice	BATTERIES	10/02/2019	15.99	04/20	601-23-52-5588-318
Total 138196:					15.99		
138304	1	Invoice	BATTERIES FOR HANDICAP DOOR	10/07/2019	28.36	04/20	100-22-42-5233-314
Total 138304:					28.36		
138309	1	Invoice	UPS SHIPPING FEE	10/07/2019	20.46	04/20	603-23-70-5921-221
Total 138309:					20.46		
Total WEBSTER CITY TRUE VALUE (2155):					64.81		
WEBSTER CITY VETERINARY CLINIC (1030)							
417654	1	Invoice	3RD QTR 2019 DOG POUND FEES	09/30/2019	1,250.00	04/20	100-22-21-5240-299
Total 417654:					1,250.00		
Total WEBSTER CITY VETERINARY CLINIC (1030):					1,250.00		
WHKS & Co. (6409)							
39879	1	Invoice	ENG SVS - 2018 DUBUQUE ST BRIDGE (Proj	10/01/2019	381.50	04/20	528-23-30-5310-212
Total 39879:					381.50		
Total WHKS & Co. (6409):					381.50		
Total 10/21/2019:					604,155.73		
Grand Totals:					3,006,678.64		

Report GL Period Summary

GL Period	Amount
04/20	3,006,678.64
Grand Totals:	3,006,678.64

Vendor number hash: 472036
Vendor number hash - split: 659415
Total number of invoices: 184
Total number of transactions: 355

Terms Description	Invoice Amount	Net Invoice Amount
Open Terms	3,006,678.64	3,006,678.64
Grand Totals:	3,006,678.64	3,006,678.64

FUND LIST TOTALS FOR BILLS OCTOBER 21, 2019

Account	Fund	Total Amount
100	General	45,610.12
204	Road Use Tax Fund	10,426.79
205	Airport Fund (inc. CD Purchase)	100,725.89
240	USDA Revolving Loan Fund	118,635.00
502	Brewer Creek Estates	30,000.00
525	Street Improvement	500.00
528	Columbia Bridge Impr	381.50
534	Wilson Brewer Park Impr Project	10,587.22
601	Electric Utility	2,067,892.38
602	Water Utility	256,266.89
603	Sewer Utility	269,917.36
902	Medical/Flex	<u>95,735.49</u>
	Grand Total	3,006,678.64

**WEBSTER CITY PLANNING AND ZONING COMMISSION MINUTES
OCTOBER 14, 2019**

The regular meeting of the Webster City Planning and Zoning Commission was held on October 14, 2019. The meeting was called to order by Chairperson Steve Struchen at 6:00 P.M. at City Hall.

ROLL CALL: Present: Doug Bailey, Jill Burtnett, Carolyn Cross, Jim Kumm,
Steve Struchen, Sabrina Wohlford, Barb Wollan
Absent: Lynn Jaycox

Shelby Kroona answered roll at 6:09 p.m.

Also in attendance: Jeff Sheridan, City Manager
Ken Wetzler, Public Works Director
Brandon Bahrenfuss, Street Department
Karla Wetzler, Planning Director
Ann Smith
Janet Adams

It was moved by Cross and seconded by Kumm that the minutes of the September 9, 2019 meeting be approved as mailed to the Commission.

ROLL CALL: Aye: Bailey, Burtnett, Cross, Kumm, Kroona, Struchen, Wohlford, Wollan
Nay: NONE
MOTION CARRIED.

Petitions – Communications – Requests: Update from Karla on progress being made with the sale of lots in Brewer Creek Estates 5th and 6th Additions. DJD Development has closed on 4 lots in BCE 5th Addition and 4 lots in BCE 6th Addition.

It was moved by Wollan and seconded by Wohlford to recommend that the placement of a sculpture on the NE corner of West Twin Park be approved. It is a Dan Perry sculpture labeled “Nexus” signifying the growth of Webster City by honoring the past, energizing the present, while hinting at the future. This sculpture is a part of the efforts of Arts R Alive and is being paid for by the same organization.

ROLL CALL: Aye: Burtnett, Cross, Kumm, Kroona, Struchen, Wohlford, Wollan, Bailey
Nay: NONE
MOTION CARRIED.

It was moved by Wohlford and seconded by Cross to recommend that the 2020 Street Department Maintenance Building be approved. The Webster City Public Works Director, Ken Wetzler, and the Street Superintendent, Brandon Bahrenfuss, were in attendance to discuss this new building to be located at 100 Ohio Street.

ROLL CALL: Aye: Cross, Kumm, Kroona, Struchen, Wohlford, Wollan, Bailey, Burnett,
Nay: NONE
MOTION CARRIED.

James W. Kumm
Secretary

Nexus

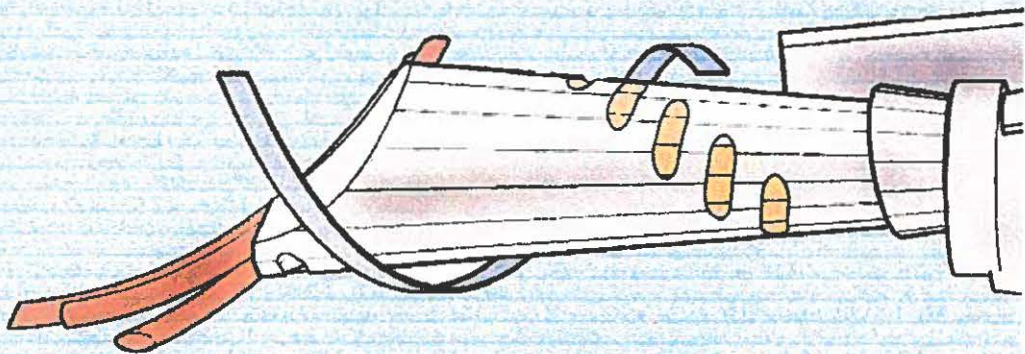
Concept Proposal

2019

Dan Perry

Webster City

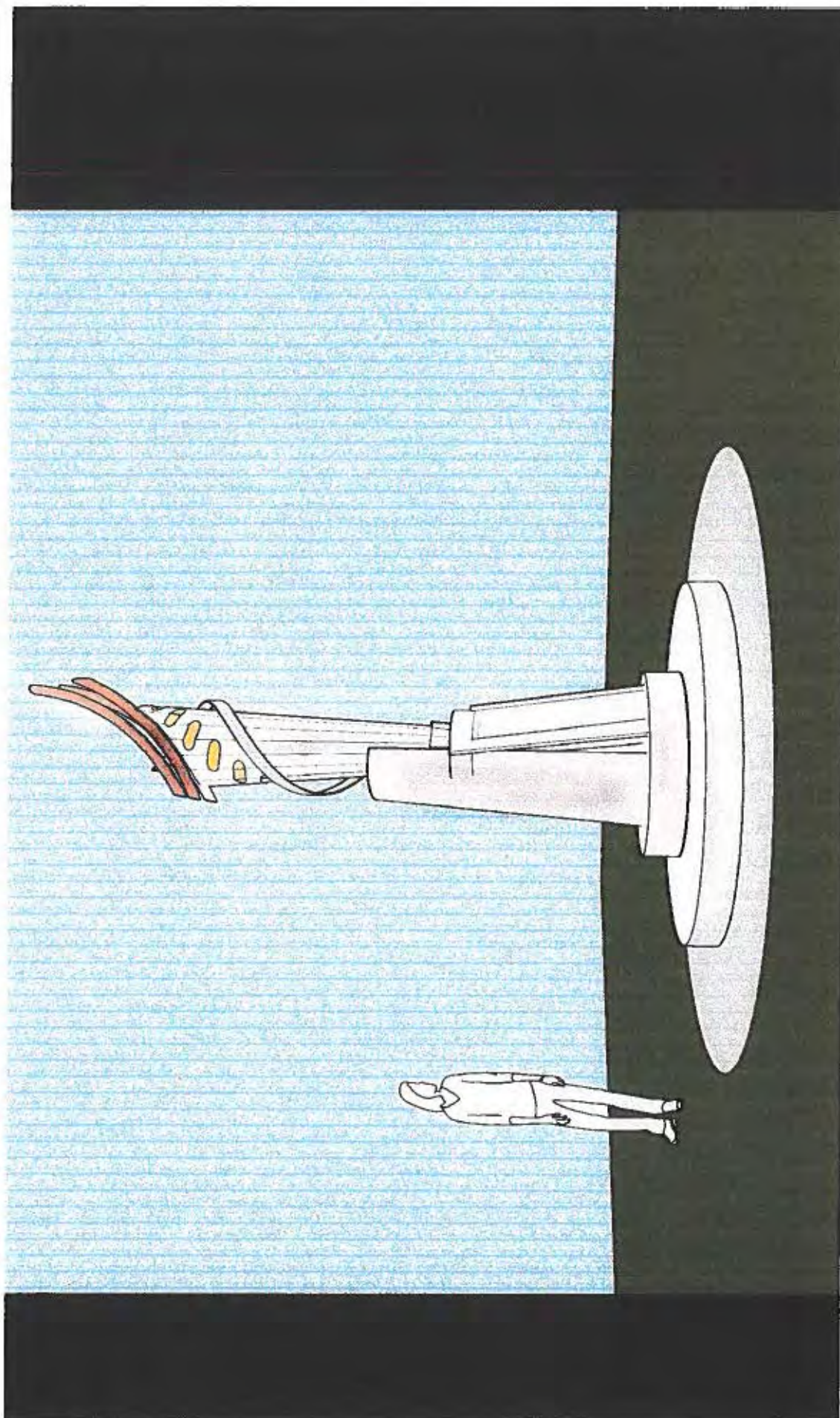
www.dannerrysculpture.com

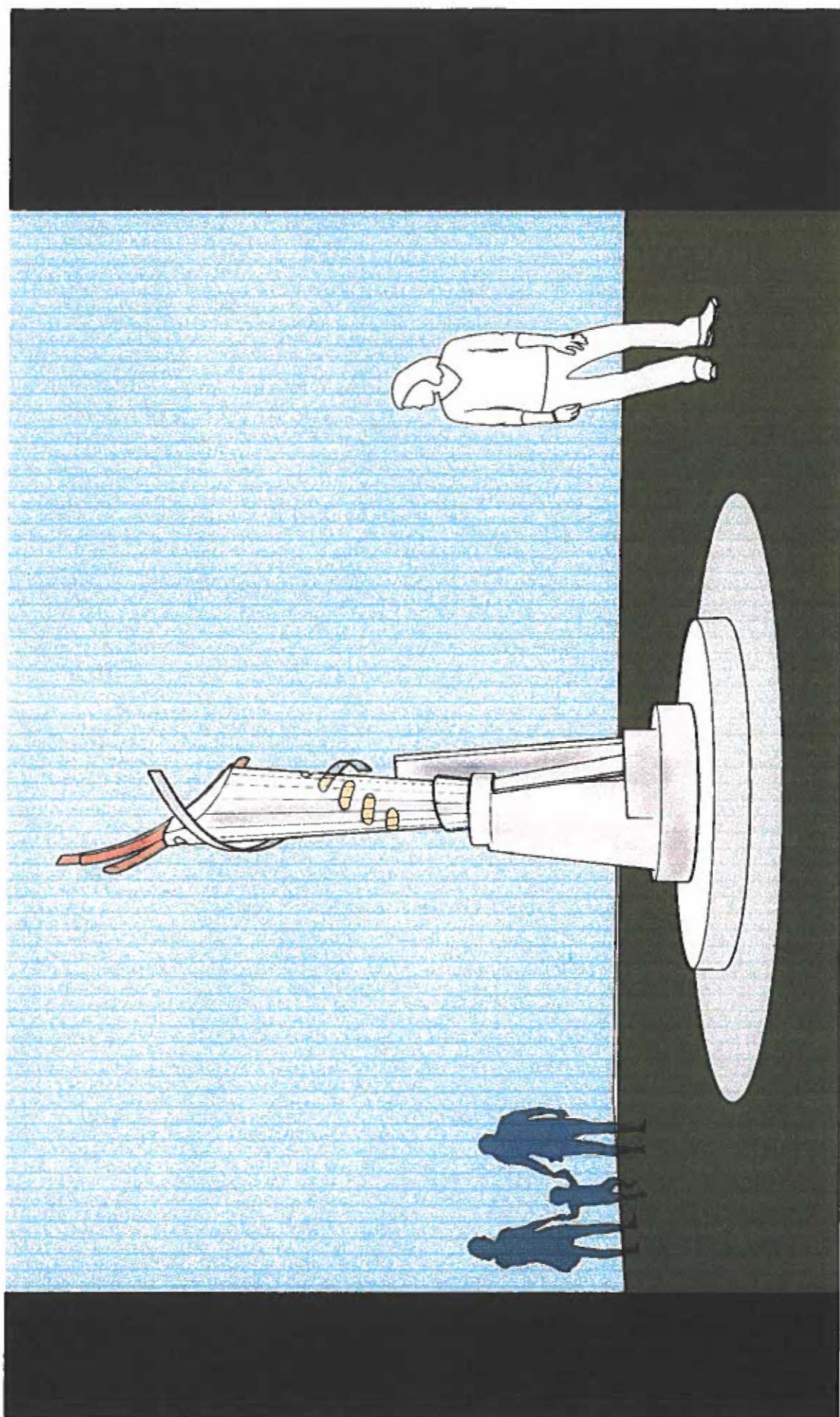


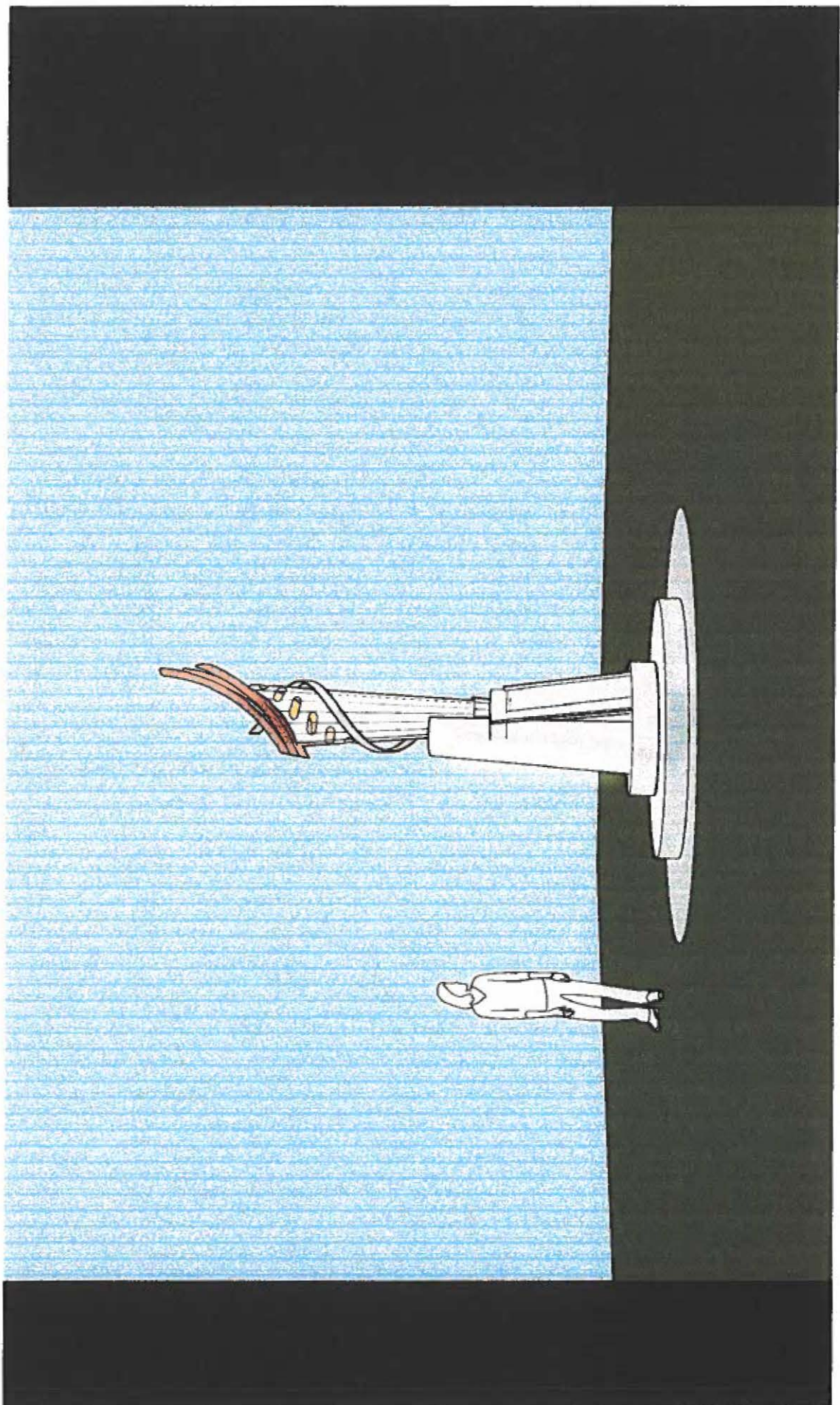
Concept Statement:

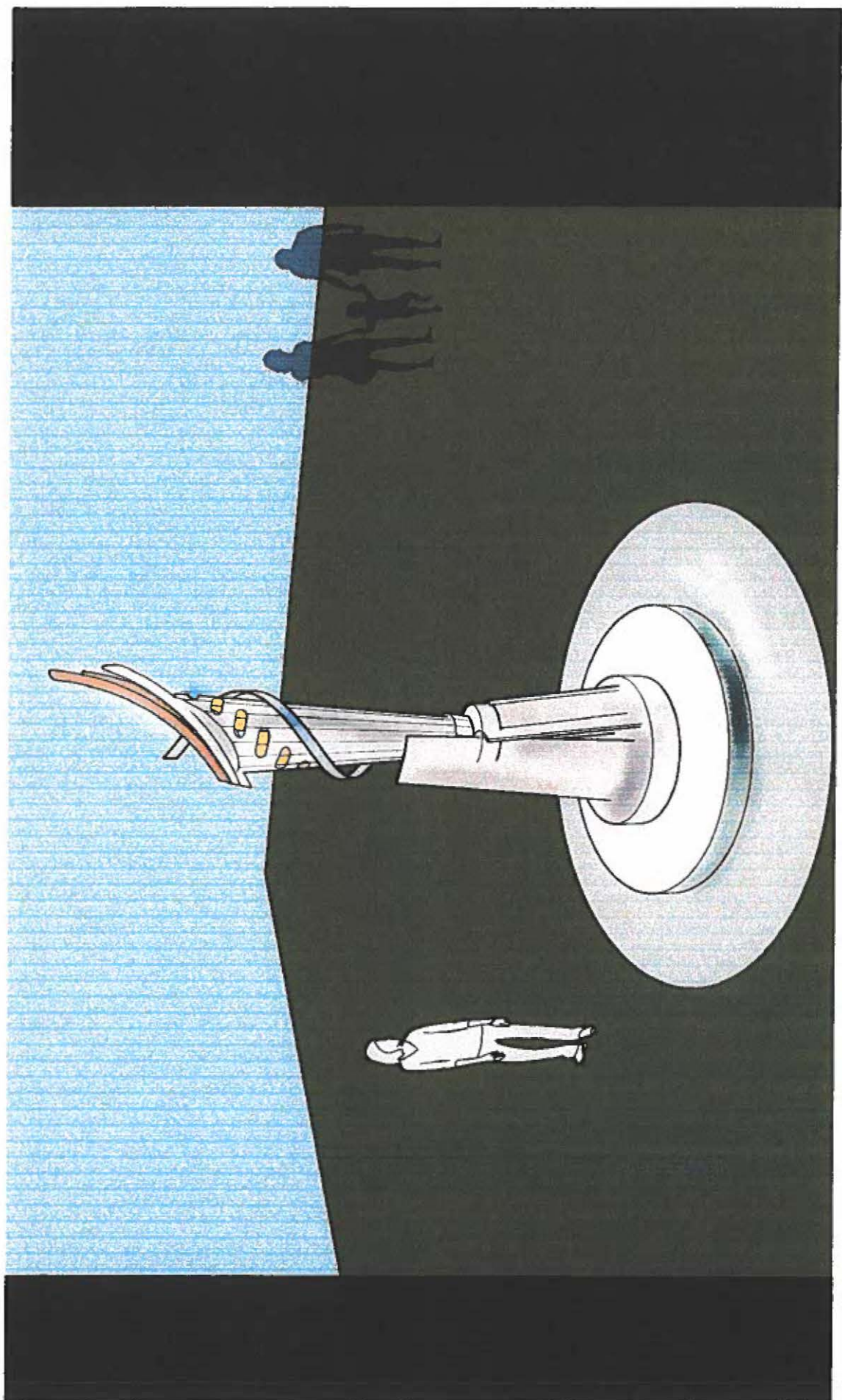
Nexus tells the narrative of Webster City its history, present, and future. Interweaving forms at the base reference people converging from across the region creating a foundation for the growth; a nod to the history of the city. The central columnar form represents the emergence of the city with illuminated openings, each marking a decade of Webster City's history. A 'ribbon' form skirts the column alluding to the Boone River. The column will be lit with LED's to illuminate the site providing an ever-changing experience at night. It extends into a flourish of abstract forms circling the column, alluding Webster City as a hub for the region, spiraling upward expressing growth and energy of the community as it heads to the future.

Nexus signifies the growth of Webster City by honoring the past, energizing the present, while hinting at the future. My hope is that will become a point of pride for the city and engage the community for years to come.











MEMORANDUM

TO: D. Jeffrey Sheridan, City Manager
Mayor and Council

FROM: Ken Wetzler, Public Works Director

DATE: October 16, 2019

RE: 909 Seneca Electrical Easement.

SUMMARY: The Electrical Easement granted by Mark and Sara Trueblood is for our Electric Utility to cross their property (909 Seneca Street) to provide electrical power to 905 Seneca Street.

PREVIOUS COUNCIL ACTION: The City Council has authorized easements by acceptance and execution of the easement by resolution.

BACKGROUND/DISCUSSION: In order for the Electric Utility to provide electrical service to another party on or across private property we require permission from the property owner in the form of an easement and record the document with the Hamilton County Recorder.

FINANCIAL IMPLICATIONS: Recording costs of the document will be paid by the Electric Utility.

RECOMMENDATION: Council approve acceptance and execution of the easement by the attached resolution.

ALTERNATIVES: The Council could choose not to approve the easement; however, we couldn't provide electrical power to 905 Seneca Street.

CITY MANAGER COMMENTS: I concur with Mr. Wetzler's recommendation.

RESOLUTION NO. 2019 - _____

**ACCEPTING AND EXECUTING OF THE EASEMENT FROM 909 SENECA STREET,
MARK R. TRUEBLOOD AND SARA L. TRUEBLOOD, TO CONSENT TO WEBSTER CITY
CROSSING 909 SENECA STREET WITH ELECTRICAL LINES TO 905 SENECA STREET,
WEBSTER CITY, IOWA**

WHEREAS, 905 Seneca Street has requested the City of Webster City to provide Electrical Service to their building; and,

WHEREAS, to provide Electrical Service to 905 Seneca Street, Electrical lines must cross 909 Seneca Street; and,

WHEREAS, to allow the City of Webster City to construct and maintain Electrical lines to 905 Seneca Street the accompanying easement is required;

NOW, THEREFORE, IT IS RESOLVED by the City Council of the City of Webster City, Iowa, as follows:

SECTION 1. The easement granted by Mark R. Trueblood and Sara L. Trueblood located at 909 Seneca Street, Webster City, Iowa be accepted.

BE IT FURTHER RESOLVED that said easement is hereby approved upon being executed by both parties.

Passed and adopted this 21st day of October, 2019.

John Hawkins, Mayor

ATTEST:

Karyl K. Bonjour, City Clerk

Prepared by: Don J. Bottorff, Attorney at Law, P.O. Box 185, Webster City, IA (515) 832-6565

EASEMENT CONVEYANCE

THIS AGREEMENT, made and entered into on this 27th day of September, 2019, by and between Mark R. Trueblood and Sara L. Trueblood, Husband and Wife, 909 Seneca Street, Webster City, Iowa, hereinafter referred to as GRANTOR, and City of Webster City, Webster City, Iowa, hereinafter referred to as GRANTEE, as follows:

WITNESSETH:

1. That the Grantor, for good and valuable consideration, receipt of which is hereby acknowledged, the Grantor does hereby grant, bargain, sell and convey to the Grantee, its successors and assigns a permanent and perpetual easement for the purpose of construction, reconstruction, operating and maintaining all public utilities, including but not limited to water lines, sanitary and storm sewer infrastructure, sub-drain and footing drain collectors, electric lines, electronic communication lines and any other form of utility whatsoever, owned by the Grantee, on or under the surface of the ground, together with the right of ingress and egress in, under, across and along the below described real estate:

A Permanent Easement across the West 10 feet of the following-described real estate:

Lots 7 and 8, Block 85, West Newcastle, now Webster City, Iowa

2. That the Grantee shall have the right to ingress and egress to and from said land to survey, construct, maintain, inspect, patrol, rebuild, and repair its utilities, together with the right to replace, renew and relocate said utility system and appurtenances.

3. That the Grantee may trim and/or cut and clear away any trees, limbs or brush on or adjacent to the above described land whenever, in its judgment, such will interfere with or endanger the construction, operation or maintenance of said utility system.
4. The Grantor, its successors or assigns, may use and enjoy the above described real estate, provided such use shall not, in the judgment of the Grantee, interfere or endanger the construction, operation, or maintenance of said utility system. In addition thereto, the Grantor, its successors or assigns, shall not cause to erect or build any permanent construction, including, but not limited to, a building or a structure, patios, decks, drives, or plant trees or shrubs over, under, upon or across the above described real estate, which, in the judgment of the Grantee, interferes or obstructs the free use of said easement rights herein conveyed. The Grantor, its successors or assigns, further agrees that it will not change the grade, elevation or contour of any part of the easement right-of-way without the prior written approval of the Grantee.
5. The Grantee, its successors or assigns, agrees to pay for any and all permanent damage caused to land, growing crops, fences, or personal property of the Grantor from the construction, operation or maintenance of said systems.
6. This easement conveyance shall run with the land and shall be binding upon the Grantor, its heirs, successors or assigns.

IN WITNESS WHEREOF, the parties herein have set their hands this 27th day of Sept., 2019.

City of Webster City Iowa

John Hawkins, Mayor

ATTEST:

Karyl Bonjour, City Clerk

Grantors

Mark R. Trueblood

Sara L. Trueblood

STATE OF IOWA, COUNTY OF HAMILTON: ss

On this 27 day of September, 2019, before me, the undersigned a Notary Public in and for the said State, personally appeared Mark R. Trueblood and Sara L. Trueblood, to me personally known, who being by me duly sworn, did say that they are the property owners and that said Mark R. Trueblood and Sara L. Trueblood acknowledged the execution of said instrument to be the voluntary act and deed of said entity, by it and by them voluntarily executed.



Kathryn Kesler Anderson
Notary Public in and for the State of Iowa.



WEBSTER
CITY

MEMORANDUM

TO: D. Jeffrey Sheridan, City Manager
Mayor and Council

FROM: Ken Wetzler, Public Works Director

DATE: October 14, 2019

RE: Modifying Flood Plain Areas Regulations/Municipal Code Chapter 50

SUMMARY: The attached ordinance is to modify the Flood Plain Ordinance by adding the definitions, "Factory-Built Home" and "Factory-Built Home Park".

PREVIOUS COUNCIL ACTION: Council adopted the Flood Plain Ordinance 2019-1830 on September 16, 2019.

BACKGROUND/DISCUSSION: The Flood Plain Ordinance recently adopted was reviewed and approved by DNR prior to its adoption and evidently, they missed these two definitions as being required by FEMA.

FINANCIAL IMPLICATIONS: Not applicable.

RECOMMENDATION: I recommend that the Council approve the first reading of the Ordinance which addresses the amendment.

ALTERNATIVES: The Council could decide not to approve the modification.

CITY MANAGER COMMENTS: I concur with Mr. Wetzler's recommendation.

ORDINANCE NO. 2019 –

**AN ORDINANCE AMENDING THE CODE OF ORDINANCES
OF THE CITY OF WEBSTER CITY, IOWA, 2019,
BY MODIFYING DIVISION 4 OF CHAPTER 50, SECTION 50-243,
PERTAINING TO FLOOD PLAIN AREAS BY ADDING THE DEFINITIONS
OF “FACTORY-BUILT HOME” AND “FACTORY-BUILT HOME PARK”**

**BE IT ENACTED BY THE CITY COUNCIL OF THE CITY OF WEBSTER CITY, IOWA, AS
FOLLOWS TO WIT:**

SECTION 1. AMENDED SECTION. The Code of Ordinances of the City of Webster City, Iowa, 2019, is herein amended by modifying Division 4 of Chapter 50, Section 50-243, pertaining to flood plain areas is amended by adding the definitions “Factory-Built Home” and “Factory- Built Home Park”:

FACTORY-BUILT HOME - Any structure, designed for residential use which is wholly or in substantial part, made, fabricated, formed or assembled in manufacturing facilities for installation or assembly and installation, on a building site. For the purpose of this Ordinance factory-built homes include mobile homes, manufactured homes, and modular homes; and also include "recreational vehicles" which are placed on a site for greater than 180 consecutive days and not fully licensed for and ready for highway use.

FACTORY-BUILT HOME PARK - A parcel or contiguous parcels of land divided into two or more factory-built home lots for sale or lease.

SECTION 2. REPEALER. All ordinances or parts of ordinances in conflict with the provisions of this ordinance are hereby repealed.

SECTION 3. SEVERABILITY CLAUSE. If any section, provision or part of this ordinance shall be adjudged invalid or unconstitutional, such adjudication shall not affect the validity of the ordinance as a whole or any section, provision, or part thereof not adjudged invalid or unconstitutional.

SECTION 4. WHEN EFFECTIVE. This ordinance shall be in effect from and after its final passage, approval and publication as provided by law.

Passed and adopted this _____ day of _____, 2019.

John Hawkins, Mayor

ATTEST:

Karyl K. Bonjour, City Clerk



MEMORANDUM

TO: D. Jeff Sheridan, City Manager
Mayor and Council

FROM: Matt Alcazar, Engineering Tech/Project Coordinator

DATE: October 15, 2019

RE: 2019 Street Improvements Project
Heartland Asphalt

SUMMARY: The 2019 Street Improvements Project has been completed by Heartland Asphalt Inc., Mason City, Iowa to the satisfaction of the Engineer and City Staff. It is recommended that we approve Change Order No. 3 that adjusts the bid tab with the work completed on site and Pay Request Final No. 5 with the release of the retainage 30 days after final payment is approved.

PREVIOUS COUNCIL ACTION: The City Council entered into a contract with Heartland Asphalt Inc., Mason City, Iowa on February 18, 2019 to complete the 2019 Street Improvements Project.

BACKGROUND/DISCUSSION: Change Order No. 1 increased the contract cost in the amount of \$4,800.00. Change Order No. 2 increased the contract cost with Heartland Asphalt Inc. in the amount of \$19,999.95 for paving in Graceland Cemetery. Change Order No. 3 decreased the contract cost with Heartland Asphalt Inc. in the amount of \$14,885.37. This Project has been completed to the satisfaction of the Engineer and City Staff.

FINANCIAL IMPLICATIONS: Funding for the project is from L.O.S.S.T. Funds.

Heartland Asphalt Inc.

Original Contract	\$544,098.30
Change Order No. 1	\$ 4,800.00
Change Order No. 2	\$ 19,999.95
Change Order No. 3	\$ -14,885.37
"Quantities Adjustment"	
New Contract Total	\$554,012.88

RECOMMENDATION: It is my recommendation that you approve Change Order No. 3 and Pay Request No. 5 in the amount of \$38,162.83, and the Retainage in the amount of \$27,700.64 to be paid in 30 days, with bid tab adjustment to the contract with Heartland Asphalt Inc., Mason City, Iowa.

ALTERNATIVES: Council could explore another alternative, however it is my opinion that both the Change Order and Pay Request No. 5 be approved as recommended.

PUBLIC WORKS DIRECTOR COMMENTS: I concur to approve Change Order No. 3 and Pay Request No. 5 and the retainage be approved for payment.

CITY MANAGER COMMENTS: I concur with Mr. Alcazar's and Mr. Wetzler's recommendation.

RESOLUTION NO. 2019 - ____

**ACCEPTING WORK, APPROVING CHANGE ORDER NO. 3
AND PAY REQUEST NO. 5 IN THE AMOUNT OF \$38,162.83
AND RETAINAGE OF \$27,700.64 IN 30 DAYS
TO HEARTLAND ASPHALT INC., MASON CITY, IOWA
FOR COMPLETION OF CONTRACT
FOR THE 2019 STREET IMPROVEMENTS PROJECT**

WHEREAS, on February 18, 2019, the City of Webster City, Iowa did enter into a contract with Heartland Asphalt Inc., Mason City, Iowa for completion of the 2019 Street Improvements Project; and,

WHEREAS, the contract included the full depth street repair of Water Street and the surface restoration of Broadway, John and William Streets.

NOW, THEREFORE BE IT RESOLVED by the City Council of the City of Webster City, Iowa as follows:

- | | |
|--------------------------|---------------|
| 1. The Original Contract | \$544,098.30 |
| Change Order No. 1 | \$ 4,800.00 |
| Change Order No. 2 | \$ 19,999.95 |
| Change Order No. 3 | \$ -14,885.37 |
| "Quantities Adjustment" | |
| New Contract Total | \$554,012.88 |
2. That the work be accepted as recommended by the Project Engineer and City Staff.
 3. That Change Order No. 3 be approved and Pay Request No. 5 of \$38,162.83 be paid to Heartland Asphalt, Inc., Mason City, Iowa upon adoption of this Resolution.
 4. That the final (retainage) in the amount of \$27,700.64 be paid to Heartland Asphalt Inc., Mason City, Iowa in 30 days from the date of adoption of this resolution.

Passed and adopted this 21st day of October, 2019.

John Hawkins, Mayor

ATTEST: _____
Karyl K. Bonjour, City Clerk



IOWA | MISSOURI | NEBRASKA | SOUTH DAKOTA | WISCONSIN

CHANGE ORDER NO. 3

PROJECT: 2019 Street Improvements Project

S&A PROJECT NO: 118.1104

IOWA DOT PROJECT NO:

OWNER: City of Webster City
PRIME CONTRACTOR: Heartland Asphalt, Inc.
2601 S. Federal Ave
Mason City, IA 50401
DATE: 9/26/2019

You are directed to make the following changes in this contract:

1. Description of changes to be made:
 - 2.2 Increase Item EXCAVATION, CLASS 10, 30 CY @ \$20/CY
 - 2.3 Decrease Item BELOW GRADE EXCAVATION (CORE OUT), -86.13 CY @ \$20/CY
 - 2.5 Increase Item SUBBASE, MODIFIED, 6-INCH, 44 SY @ \$8/SY
 - 4.1 Increase Item SANITARY SEWER GRAVITY MAIN, TRENCHED, PVC, 15 INCH, 1 LF @ \$90/LF
 - 4.2 Increase Item REMOVAL OF SANITARY SEWER, VCP, 15 INCH, 1 LF @ \$20/LF
 - 4.6 Increase Item FOOTING DRAIN COLLECTOR, TRENCHED, CASE D, TYPE 2, 8-INCH, 1241 LF @ \$38/LF
 - 4.7 Decrease Item FOOTING DRAIN COLLECTOR, TRENCHED, CASE E, TYPE 2, 8-INCH, -778 LF @ \$38/LF
 - 4.8 Decrease Item FOOTING DRAIN COLLECTOR, TRENCHLESS, CASE D, TYPE 2, 8-INCH, -58 LF @ \$61/LF
 - 4.9 Decrease Item FOOTING DRAIN COLLECTOR, TRENCHLESS, CASE E, TYPE 2, 8-INCH, -250 LF @ \$61/LF
 - 7.1 Increase Item CURB AND GUTTER, 2.5" WIDE, 7-INCH PCC, 14 LF @ \$29.35/LF
 - 7.2 Increase Item PAVEMENT, HMA, 6-INCH, 176.22 SY @ \$39.45/SY
 - 7.3 Decrease Item HMA OVERLAY, 2 INCH, STANDARD TRAFFIC, PG58-28, -26.12 TON @ \$85.25/TON
 - 7.6 Increase Item SIDEWALK, PCC, 4-INCH, 30.68 SY @ \$80.5/SY
 - 7.7 Decrease Item SIDEWALK, PCC, 6-INCH, -88.95 SY @ \$89.5/SY
 - 7.8 Decrease Item DETECTABLE WARNING, -56 SF @ \$26/SF
 - 7.9 Decrease Item DRIVEWAY, PAVED, TYPE-A, 6-INCH, -26.31 SY @ \$73/SY
 - 7.1 Increase Item DRIVEWAY, GRAVEL, CLASS A CRUSHED STONE, 3.25 TON @ \$42/TON
 - 7.11 Decrease Item FULL DEPTH PATCHES, 5-INCH HMA, -144.65 SY @ \$53.85/SY
 - 7.14 Increase Item CURB AND GUTTER REMOVAL, 14 LF @ \$11/LF
 - 9.2 Decrease Item HYDRAULIC SEEDING AND MULCHING, TYPE 4, -0.8 AC @ \$2250/AC

2. Reason for Change:

Quantities reflect actual quantities measured in the field

Price includes all equipment, materials, and labor to complete the changes. No additional time to the contract

3. Settlement for the cost of making the change shall be as follows:

Item No.	Item Description	Quantity	Unit	Unit Price	Total Price
2.20	EXCAVATION, CLASS 10	30.0	CY	\$ 20.00	\$ 600.00
2.30	BELOW GRADE EXCAVATION (CORE OUT)	-86.1	CY	\$ 20.00	\$ (1,722.60)
2.50	SUBBASE, MODIFIED, 6-INCH	44.0	SY	\$ 8.00	\$ 352.00
4.10	SANITARY SEWER GRAVITY MAIN, TRENCHED, PVC, 15 INCH	1.0	LF	\$ 90.00	\$ 90.00
4.20	REMOVAL OF SANITARY SEWER, VCP, 15 INCH	1.0	LF	\$ 20.00	\$ 20.00
4.60	FOOTING DRAIN COLLECTOR, TRENCHED, CASE D, TYPE 2, 8-INCH	1241.0	LF	\$ 38.00	\$ 47,158.00
4.70	FOOTING DRAIN COLLECTOR, TRENCHED, CASE E, TYPE 2, 8-INCH	-778.0	LF	\$ 38.00	\$ (29,564.00)
4.80	FOOTING DRAIN COLLECTOR, TRENCHLESS, CASE D, TYPE 2, 8-INCH	-58.0	LF	\$ 61.00	\$ (3,538.00)
4.90	FOOTING DRAIN COLLECTOR, TRENCHLESS, CASE E, TYPE 2, 8-INCH	-250.0	LF	\$ 61.00	\$ (15,250.00)
7.10	CURB AND GUTTER, 2.5" WIDE, 7-INCH PCC	14.0	LF	\$ 29.35	\$ 410.90
7.20	PAVEMENT, HMA, 6-INCH	176.2	SY	\$ 39.45	\$ 6,951.88
7.30	HMA OVERLAY, 2 INCH, STANDARD TRAFFIC, PG58-28	-26.1	TON	\$ 85.25	\$ (2,226.73)



SNYDER
& ASSOCIATES

IOWA | MISSOURI | NEBRASKA | SOUTH DAKOTA | WISCONSIN

APPLICATION FOR PARTIAL PAYMENT NO. 5

PROJECT: 2019 Street Improvements Project
OWNER: City of Webster City
PRIME CONTRACTOR: Heartland Asphalt, Inc.
2601 S. Federal Ave
Mason City, IA 50401
DATE: September 30, 2019

S&A PROJECT NO 118.1104
IOWA DOT PROJECT NO.

PAYMENT PERIOD: 8/10/19 to 9/27/19

1. CONTRACT SUMMARY:

Original Contract Amount \$ 544,098.30
Net Change by Change Order \$ 9,914.58
Contract Amount to Date \$ 554,012.88

CONTRACT PERIOD: TOTAL WORKING DAYS

Original Contract Date: February 28, 2019
Original Completion Date: October 4, 2019
Added by Change Order

2. WORK SUMMARY:

Total Work Performed to Date \$ 554,012.88
Total Stockpiled Materials \$
Retainage 5%: \$ 27,700.64
Total Earned Less Retainage & L.Ds. \$ 526,312.24
Less Previous Applications for Payment \$ 488,149.41
AMOUNT DUE THIS APPLICATION \$ 36,162.83

3. CONTRACTOR'S CERTIFICATION:

The undersigned CONTRACTOR certifies that

- (1) all previous progress payments received from OWNER on account of Work done under the contract referred to above have been applied to discharge in full all obligations of CONTRACTOR incurred in connection with the Work covered by prior Applications for Payment; and
- (2) title to all materials and equipment incorporated in said Work or otherwise listed in or covered by the application for Payment are free and clear of all liens, claims, security interests, and encumbrances

Heartland Asphalt, Inc.

CONTRACTOR

By Chris Jessen DATE 9/30/19

4. ENGINEER'S APPROVAL:

Payment of the above AMOUNT DUE THIS APPLICATION is recommended:

Snyder & Associates, Inc.

ENGINEER

By Jeremy DATE 9/30/19

5. OWNER'S APPROVAL

City of Webster City

OWNER

By _____ DATE: _____

6. DETAILED ESTIMATE OF WORK COMPLETED:

ITEM NO.	DESCRIPTION OF WORK	QUANTITY			UNIT	UNIT PRICE	TOTAL COST	WORK COMPLETED		TOTAL COMPLETED	%	COW
		EST	ACTUAL	THIS PERIOD				PREVIOUS	THIS PERIOD			
2.1	TOPSOIL, FURNISH	279.8	279.8		CY	\$ 91.00	\$ 25,401.80	\$ 17,067.80		\$ 17,067.80	100%	
2.2	EXCAVATION, CLASS 10	506.6	536.6		CY	\$ 20.00	\$ 10,732.00	\$ 10,732.00		\$ 10,732.00	100%	
2.3	BELOW GRADE EXCAVATION (CORE OUT)	100	13.87		CY	\$ 20.00	\$ 2,774.00	\$ 2,774.00		\$ 2,774.00	14%	
2.4	SUBGRADE PREPARATION, 2 INCH	530.8	530.8		SY	\$ 6.00	\$ 3,184.80	\$ 3,184.80		\$ 3,184.80	100%	
2.5	SUBBASE, MODIFIED, 8 INCH	1514.9	1565.9		SY	\$ 8.00	\$ 12,527.20	\$ 12,527.20		\$ 12,527.20	100%	
2.6	COMPACTION TESTING	1	1.00		LS	\$ 1,500.00	\$ 1,500.00	\$ 1,500.00		\$ 1,500.00	100%	
SEWERS AND DRAINS												
4.1	SANITARY SEWER GRAVITY MAIN, TRENCHED, PVC, 15 INCH	35	36		LF	\$ 80.00	\$ 2,880.00	\$ 3,140.00		\$ 3,140.00	103%	
4.2	REMOVAL OF SANITARY SEWER, VCP, 15 INCH	35	36		LF	\$ 20.00	\$ 720.00	\$ 720.00		\$ 720.00	103%	
4.3	STORM SEWER, TRENCHED, 2000 RCP, 15 INCH	183	183		LF	\$ 66.00	\$ 12,078.00	\$ 12,078.00		\$ 12,078.00	100%	
4.4	REMOVAL OF STORM SEWER, VCP, 8 INCH	93	93		LF	\$ 20.00	\$ 1,860.00	\$ 1,860.00		\$ 1,860.00	100%	
4.5	REMOVAL OF STORM SEWER, VCP, 15 INCH	46	46		LF	\$ 20.00	\$ 920.00	\$ 920.00		\$ 920.00	100%	
4.6	FOOTING DRAIN COLLECTOR, TRENCHED, CASE D, TYPE 2, 8 INCH	425	1066		LF	\$ 38.00	\$ 16,150.00	\$ 63,308.00		\$ 63,308.00	392%	
4.7	FOOTING DRAIN COLLECTOR, TRENCHED, CASE E, TYPE 2, 8 INCH	778	0		LF	\$ 38.00	\$ 29,564.00				0%	
4.8	FOOTING DRAIN COLLECTOR, TRENCHLESS, CASE D, TYPE 2, 8 INCH	58	0		LF	\$ 61.00	\$ 3,538.00				0%	
4.9	FOOTING DRAIN COLLECTOR, TRENCHLESS, CASE E, TYPE 2, 8 INCH	810	560		LF	\$ 61.00	\$ 49,410.00	\$ 34,760.00		\$ 34,760.00	89%	
4.10	FOOTING DRAIN CLEANOUT, TYPE A, 2 INCH	2	2		EA	\$ 400.00	\$ 800.00	\$ 800.00		\$ 800.00	100%	
WATER MAINS AND APPURTENANCES												
5.1	VALVE BOX ADJUSTMENT, MINOR	4	4		EA	\$ 150.00	\$ 600.00	\$ 600.00		\$ 600.00	100%	
STRUCTURES FOR SANITARY AND STORM												
6.1	MANHOLE, SW, 30", 48 INCH	1	1		EA	\$ 3,300.00	\$ 3,300.00	\$ 3,300.00		\$ 3,300.00	100%	
6.2	MANHOLE, SW, 40", 48 INCH	2	2		EA	\$ 4,500.00	\$ 9,000.00	\$ 9,000.00		\$ 9,000.00	100%	
6.3	INTAKE, SW, 30"	6	6		EA	\$ 2,900.00	\$ 17,400.00	\$ 17,400.00		\$ 17,400.00	100%	
6.4	MANHOLE ADJUSTMENT, MINOR	11	11		EA	\$ 175.00	\$ 1,925.00		7,425.00			
6.5	INTAKE ADJUSTMENT, MINOR	4	4		EA	\$ 400.00	\$ 1,600.00	\$ 1,600.00		\$ 1,600.00	100%	
6.6	CONNECTION TO EXISTING INTAKE	4	4		EA	\$ 800.00	\$ 3,200.00	\$ 3,200.00		\$ 3,200.00	100%	
6.7	REMOVE MANHOLE	2	2		EA	\$ 900.00	\$ 1,800.00	\$ 1,800.00		\$ 1,800.00	100%	
6.8	REMOVE INTAKE	4	4		EA	\$ 400.00	\$ 1,600.00	\$ 1,600.00		\$ 1,600.00	100%	
STREETS AND RELATED WORK												
7.1	CURB AND GUTTER, 2 1/2" WIDE, 7 INCH PCC	2542	2536	87	LF	\$ 29.35	\$ 74,607.70	\$ 74,326.15		\$ 74,326.15	121%	
7.2	PAVEMENT, HMA, 6 INCH	530.8	507.08		SY	\$ 39.45	\$ 20,940.06	\$ 22,891.94		\$ 22,891.94	113%	
7.3	HMA OVERLAY, 2 INCH, STANDARD TRAFFIC, PG58-28	883.8	857.68		SY	\$ 85.25	\$ 75,343.95	\$ 73,117.22		\$ 73,117.22	97%	
7.4	REMOVAL OF SIDEWALK	222.4	222.4		SY	\$ 8.00	\$ 1,779.20	\$ 1,779.20		\$ 1,779.20	100%	
7.5	REMOVAL OF DRIVEWAY	144.7	144.7		SY	\$ 8.00	\$ 1,157.60	\$ 1,157.60		\$ 1,157.60	100%	
7.6	SIDEWALK, PCC, 4 INCH	64.8	65.48		SY	\$ 80.50	\$ 5,216.80	\$ 5,216.80		\$ 5,216.80	147%	
7.7	SIDEWALK, PCC, 6 INCH	144.3	55.15		SY	\$ 89.50	\$ 12,896.95	\$ 4,935.93		\$ 4,935.93	38%	
7.8	DETECTABLE WARNING	176	120		SF	\$ 26.00	\$ 4,576.00	\$ 3,120.00		\$ 3,120.00	68%	
7.9	DRIVEWAY, PAVED, TYPE A, 6 INCH	399.2	372.89		SY	\$ 73.00	\$ 29,141.80	\$ 27,220.97		\$ 27,220.97	93%	
7.10	DRIVEWAY, GRAVEL, CLASS A CRUSHED STONE	46.6	49.85		TON	\$ 42.00	\$ 1,957.20	\$ 2,093.70		\$ 2,093.70	107%	
7.11	FULL DEPTH PATCHES, 5 INCH HMA	242.4	97.75		SY	\$ 53.85	\$ 13,053.24	\$ 5,263.84		\$ 5,263.84	40%	
7.12	MILLING, 2 1/2 INCH	7711	7711		SY	\$ 2.80	\$ 21,590.80	\$ 21,590.80		\$ 21,590.80	100%	
7.13	PAVEMENT REMOVAL	593	593		SY	\$ 3.00	\$ 1,779.00	\$ 1,779.00		\$ 1,779.00	100%	
7.14	CURB AND GUTTER REMOVAL	2280	2124	14	LF	\$ 11.00	\$ 24,880.00	\$ 24,880.00	\$ 154.00	\$ 25,034.00	101%	
TRAFFIC CONTROL												
8.1	TEMPORARY TRAFFIC CONTROL	1	1		LS	\$ 3,700.00	\$ 3,700.00	\$ 3,700.00		\$ 3,700.00	100%	
SITE WORK AND LANDSCAPING												
9.1	CONVENTIONAL SEEDING AND MULCHING, TYPE 1	0.8	0.8	0.8	AC	\$ 6,500.00	\$ 5,200.00		\$ 5,200.00	\$ 5,200.00	100%	
9.2	HYDRAULIC SEEDING AND MULCHING, TYPE 4	1.6	0.8	0.8	AC	\$ 2,250.00	\$ 1,800.00		\$ 1,800.00	\$ 1,800.00	50%	
UTILITIES												
11.1	LAGOONIZATION	1	1		LS	\$ 30,100.00	\$ 30,100.00	\$ 30,100.00		\$ 30,100.00	100%	
TOTAL ORIGINAL CONTRACT =							\$ 544,098.00	\$ 513,841.48	\$ 15,371.45	\$ 529,212.93	97%	

CHANGE ORDER SUMMARY:												
Change Order No. 1												
5.2	WATER SERVICE	4.00	4.00	4.00	EACH	\$ 1,200.00	\$ 4,800.00		\$ 4,800.00	\$ 4,800.00	100%	
TOTAL CHANGE ORDER NO. 1 =							\$ 4,800.00		\$ 4,800.00			
Change Order No. 2												
7.15	CEMETARY ROAD, HMA OVERLAY, 3 INCH, STANDARD TRAFFIC, PG 58-28	1.00	1.00	1.00	EACH	\$ 19,999.95	\$ 19,999.95		\$ 19,999.95	\$ 19,999.95	100%	
TOTAL CHANGE ORDER NO. 2 =							\$ 19,999.95		\$ 19,999.95			
Change Order No. 3												
2.2	EXCAVATION, CLASS 10	30			CY	\$ 20.00	\$ 600.00					
2.3	BELOW GRADE EXCAVATION (CORE OUT)	-86.13			CY	\$ 20.00	\$ (1,722.60)					
2.5	SUBBASE, MODIFIED, 6 INCH	44			SY	\$ 8.00	\$ 352.00					
4.1	SANITARY SEWER GRAVITY MAIN, TRENCHED, PVC, 15 INCH	1			LF	\$ 90.00	\$ 90.00					
4.2	REMOVAL OF SANITARY SEWER, VCP, 15 INCH	1			LF	\$ 20.00	\$ 20.00					
4.6	FOOTING DRAIN COLLECTOR, TRENCHED, CASE D, TYPE 2, 8 INCH	1241			LF	\$ 38.00	\$ 47,158.00					
4.7	FOOTING DRAIN COLLECTOR, TRENCHED, CASE E, TYPE 2, 8 INCH	-778			LF	\$ 38.00	\$ (29,564.00)					
4.8	FOOTING DRAIN COLLECTOR, TRENCHLESS, CASE D, TYPE 2, 8 INCH	-58			LF	\$ 61.00	\$ (3,538.00)					
4.9	FOOTING DRAIN COLLECTOR, TRENCHLESS, CASE E, TYPE 2, 8 INCH	-290			LF	\$ 61.00	\$ (17,550.00)					
7.1	CURB AND GUTTER, 2 1/2" WIDE, 7 INCH PCC	14			LF	\$ 29.35	\$ 410.90					
7.2	PAVEMENT, HMA, 6 INCH	178.22			SY	\$ 39.45	\$ 7,031.86					
7.3	HMA OVERLAY, 2 INCH, STANDARD TRAFFIC, PG58-28	-28.12			SY	\$ 85.25	\$ (2,398.75)					
7.6	SIDEWALK, PCC, 4 INCH	30.58			SY	\$ 80.50	\$ 2,469.74					
7.7	SIDEWALK, PCC, 6 INCH	-48.95			SY	\$ 89.50	\$ (4,380.00)					
7.8	DETECTABLE WARNING	-58			SF	\$ 26.00	\$ (1,458.00)					
7.9	DRIVEWAY, PAVED, TYPE A, 6 INCH	-28.31			SY	\$ 73.00	\$ (2,079.63)					
7.10	DRIVEWAY, GRAVEL, CLASS A CRUSHED STONE	3.25			TON	\$ 42.00	\$ 136.50					
7.11	FULL DEPTH PATCHES, 5 INCH HMA	144.65			SY	\$ 53.85	\$ 7,791.40					
7.14	CURB AND GUTTER REMOVAL	14			LF	\$ 11.00	\$ 154.00					
9.2	HYDRAULIC SEEDING AND MULCHING, TYPE 4	-0.8			AC	\$ 2,250.00	\$ (1,800.00)					
TOTAL CHANGE ORDER NO. 3 =							\$ (14,885.37)					
TOTAL CHANGE ORDERS =							\$ 5,914.58					
TOTAL CONTRACT & CHANGE ORDERS							\$ 550,012.58					
TOTAL COMPLETED							\$ 554,012.88				100%	

7.60	SIDEWALK, PCC, 4-INCH	30.7	SY	\$	80.50	\$	2,469.74
7.70	SIDEWALK, PCC, 6-INCH	-89.0	SY	\$	89.50	\$	(7,961.03)
7.80	DETECTABLE WARNING	-56.0	SF	\$	26.00	\$	(1,456.00)
7.90	DRIVEWAY, PAVED, TYPE-A, 6-INCH	-26.31	SY	\$	73.00	\$	(1,920.63)
7.10	DRIVEWAY, GRAVEL, CLASS A CRUSHED STONE	3.3	TON	\$	42.00	\$	136.50
7.11	FULL DEPTH PATCHES, 5-INCH HMA	-144.7	SY	\$	53.85	\$	(7,789.40)
7.14	CURB AND GUTTER REMOVAL	14.0	LF	\$	11.00	\$	154.00
9.20	HYDRAULIC SEEDING AND MULCHING, TYPE 4	-0.8	AC	\$	2,250.00	\$	(1,800.00)
TOTAL						\$	(14,885.37)

4. This change order will result in a net increase in cost to the project of \$ 14,885.37 divided as follows:

	Contract Amount	Contract Completion Date
Approved funds and contract completion date as per (Engineer's Estimate, Contract or last approved C.O.)	\$ 568,898.25	
Change due to this C.O. (+ or -)	\$ (14,885.37)	
Totals including this C.O.	\$ 554,012.88	

The change described herein is understood, and the terms of settlement are hereby agreed to:

Heartland Asphalt, Inc.

CONTRACTOR

By Chris Jessen

DATE: 9/30/19

Snyder & Associates, Inc.

ENGINEER

By Jeremy [Signature]

DATE: 9/30/19

City of Webster City

OWNER

By _____

DATE: _____

MEMORANDUM

TO: City Manager & Council

FROM: Adam Dickinson, Line Department Supervisor

DATE: October 16, 2019

RE: Request to purchase locator with electric fault finder & charger

SUMMARY: We feel it is time to replace our 2014 3M Dynatel Cable Locator & Fault Finder. With over 1000 locates performed yearly, the equipment must be updated for accuracy and technology. We would like to purchase a new 3M Dynatel Cable Locator & Fault Finder from WESCO Distribution in the amount of \$4300.00.

PREVIOUS COUNCIL ACTION: City Council had authorized the purchase of a Locator in the 2019-2020 fiscal year through the Capital Equipment Plan with a budgeted amount of \$5,000.00.

BACKGROUND/DISCUSSION: We sent out our specification requests to 8 different vendors, of which we received 3 quotations back. Not only is WESCO the lowest bid we received, but we also considered how well the unit preformed, how easy it was to read and that it indeed met all of our requested specifications. We feel that the best fit for us is the 3M Dynatel Locator as it is an updated version of what we've been working with. Also, this vendor has a close support staff if we should need it. I'm attaching a graph of the number of locates from 2014 through September 2019.

WESCO (3M Dynatel Unit) = \$4,300.00

Border States (Rycom Unit) = \$4,944.00

Ditch Witch (Subsite Utiliguard T12 Unit) = \$6,795.34

FINANCIAL IMPLICATIONS: We have \$5,000 budgeted through the CEP in the 2019/20 budget year. The unit we would like to purchase came in under budget by \$700.00

RECOMMENDATION: I recommend the Council authorize the Line Department to purchase the 3M Dynatel Cable Locator & Fault Finder from WESCO in the amount of \$4,300.00 plus tax.

PUBLIC WORKS DIRECTOR COMMENTS: I concur to approve the purchase of the Locator and Fault Finder from WESCO.

CITY MANAGER COMMENTS: I concur with Mr. Dickinson's and Mr. Wetzler's recommendation.

<u>YEAR</u>	<u>LOCATES</u>
2014	1023
2015	1277
2016	1384
2017	1484
2018	1247
2019	1311



Precision Locator & Fault Finder

City of Webster City Electric Utility
309 Third ST.
Webster City, Iowa 50595
Attn: Dedra Nerland
Phone: 515-832-9141 Fax: 515-832-6686

ITEM	SPECIFICATIONS	ACTUAL
MAKE/CURRENT MODEL	<u>3m Dynatel #2573-1D/43</u>	
DESCRIPTION	Multi-purpose precision locator	
USES	We will use this unit to find faulted cable and also to locate & pin point the position of buried wire (both primary & secondary).	

Receiver Unit

CONSTRUCTION	High impact thermo plastic (weatherproof)
RUGGEDNESS	Withstand 3 ft. drops onto concrete
WEIGHT	please list — 22 Lbs total
BATTERIES	rechargeable lithium batteries
BATTERY SAVER	Unit shuts off after 5 minutes of inactivity
BATTERY LIFE	40+ hrs. continuous use
Receiver antennas	4 peak
EXTERNAL PORTS	USB port for upgrades
AUDIO OUTPUT	Weatherproof speaker
BACK LIGHT	Yes
FREQUENCIES	982 Hz, 9.8 KHZ, 83.1 KHZ
FCC	Compliance FCC Rules
FEATURES	Overload protection, non-reflective display
Operating Temperature Range	-4 to 122 F

See
attached
Spec

High Power Transmitter

CONSTRUCTION	High impact thermo plastic (weatherproof)
FEATURES	Overload protection
MAXIMUM POWER OUTPUT	10 Watt
BATTERIES	rechargeable lithium batteries
BATTERY SAVER	Unit shuts off after 5 minutes of inactivity
BATTERY LIFE	40+ hrs. continuous use
OPERATIONAL DISPLAY	Left-right indication, signal strength, mode indication, line location, depth, gain level (db.), frequency select, battery life, speaker volume
BACK LIGHT	YES
Frequencies	982 HZ, 9.8 KHZ, 83.1 KHZ
ACCURACY	Depth + 5% tolerance 4"-10'
	Locate +5 %
SIGNAL CLAMP	4"
Operating Temperature Range	-4° to 122°F
WEIGHT	Please specify
SOFT CARRYING CASE	YES
ASSCESSORIES	"A" frame for fault finding
ON SITE TRAINING	YES

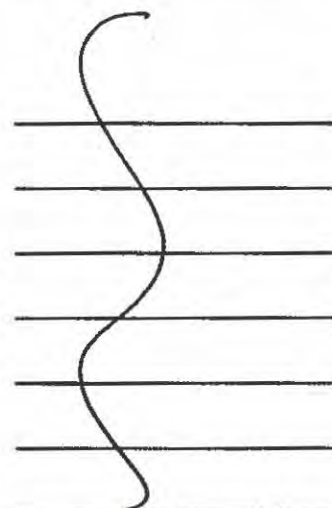
See attached Spec
11 11

12 watt

See attached Spec

11 11 11

11 11 1



22 1/2 - top

YES

YES

YES

on LINE also available

Warranty: 3 year 100% Full Warranty for machine parts, labor and all shipping.

Vendor must supply factory warranty for parts, labor and all shipping.

Please state warranty:

12 months From date of purchase.
No warranty For Labor.

FREIGHT INCLUDED
N/30 - WESCO Terms and
Conditions 4/14

LIST PRICE \$ 7075.90

BID PRICE \$ 4300.00

ESTIMATED DELIVERY DATE 2 weeks

NOTE: Manufactured in New Ulm, MN. Also Service
at New Ulm, MN.

Must be delivered to the Line Department
309 Third Street Webster City, IA

Vender must provide all specifications that are not on the bid sheet.

This machine must be equipped and ready for use at time of delivery.

COMPANY NAME WESCO DISTN INC.

ADDRESS 2301 FLEUR DRIVE

CITY DES MOINES

STATE Iowa ZIP 50321

SALES PERSON BILL JULANDER

PHONE # 515-244-8611

FAX # 515-244-9727

EMAIL wjulander@wescodist.com

Please contact Adam @ 515-297-1307 with any specification questions.

Submit completed version by Friday, October 11, 2019
email: dnerland@webstercity.com or fax 515-832-6686 ATTN: Dedra

Precision Locator & Fault Finder

City of Webster City Electric Utility
309 Third ST.
Webster City, Iowa 50595
Attn: Dedra Nerland
Phone: 515-832-9141 Fax: 515-832-6686

ITEM	SPECIFICATIONS	ACTUAL
MAKE/CURRENT MODEL	<u>Rycom</u>	
DESCRIPTION	Multi-purpose precision locator	
USES	We will use this unit to find faulted cable and also to locate & pin point the position of buried wire (both primary & secondary).	
<u>Receiver Unit</u>		
CONSTRUCTION	High impact thermo plastic (weatherproof)	YES, High-impact thermo plastic virgin abs/pc blend YES, Meets IP65 weather ingress protection
RUGGEDNESS	Withstand 3 ft. drops onto concrete	YES, Impact resistant to 1 meter
WEIGHT	please list	YES, 4.2 LBS
BATTERIES	rechargeable lithium batteries	YES.
BATTERY SAVER	Unit shuts off after 5 minutes of inactivity	YES, set to 5 min or 10 min inactivity auto shut off
BATTERY LIFE	40+ hrs. continuous use	YES.
Receiver antennas	4 peak	YES, 4 Peak, but peak antennas alone cannot meet the requirements of the industry standard for a Precision Locating System. So in addition to 4 peak the Pathfinder offers 2 Null and 2 orthogonal of peak & null coils
EXTERNAL PORTS	USB port for upgrades	YES, micro-usb
AUDIO OUTPUT	Weatherproof speaker	YES, weatherproof speaker with Goretex protective membrane on housing
BACK LIGHT	Yes	YES.
FREQUENCIES	982 Hz, 9.8 KHZ, 83.1 KHZ	YES, plus the following 478 527 kHz, 24.1 kHz, 499 500 kHz, 145 MHz, 144 MHz, 1.7 MHz, 116 MHz, 143 MHz, 41 100 kHz, 42 100 kHz, 43 100 kHz, 44 100 kHz, 45 100 kHz, 46 100 kHz, 47 100 kHz, 48 100 kHz, 49 100 kHz, 50 100 kHz, 51 100 kHz, 52 100 kHz, 53 100 kHz, 54 100 kHz, 55 100 kHz, 56 100 kHz, 57 100 kHz, 58 100 kHz, 59 100 kHz, 60 100 kHz, 61 100 kHz, 62 100 kHz, 63 100 kHz, 64 100 kHz, 65 100 kHz, 66 100 kHz, 67 100 kHz, 68 100 kHz, 69 100 kHz, 70 100 kHz, 71 100 kHz, 72 100 kHz, 73 100 kHz, 74 100 kHz, 75 100 kHz, 76 100 kHz, 77 100 kHz, 78 100 kHz, 79 100 kHz, 80 100 kHz, 81 100 kHz, 82 100 kHz, 83 100 kHz, 84 100 kHz, 85 100 kHz, 86 100 kHz, 87 100 kHz, 88 100 kHz, 89 100 kHz, 90 100 kHz, 91 100 kHz, 92 100 kHz, 93 100 kHz, 94 100 kHz, 95 100 kHz, 96 100 kHz, 97 100 kHz, 98 100 kHz, 99 100 kHz, 100 100 kHz, 101 100 kHz, 102 100 kHz, 103 100 kHz, 104 100 kHz, 105 100 kHz, 106 100 kHz, 107 100 kHz, 108 100 kHz, 109 100 kHz, 110 100 kHz, 111 100 kHz, 112 100 kHz, 113 100 kHz, 114 100 kHz, 115 100 kHz, 116 100 kHz, 117 100 kHz, 118 100 kHz, 119 100 kHz, 120 100 kHz, 121 100 kHz, 122 100 kHz, 123 100 kHz, 124 100 kHz, 125 100 kHz, 126 100 kHz, 127 100 kHz, 128 100 kHz, 129 100 kHz, 130 100 kHz, 131 100 kHz, 132 100 kHz, 133 100 kHz, 134 100 kHz, 135 100 kHz, 136 100 kHz, 137 100 kHz, 138 100 kHz, 139 100 kHz, 140 100 kHz, 141 100 kHz, 142 100 kHz, 143 100 kHz, 144 100 kHz, 145 100 kHz, 146 100 kHz, 147 100 kHz, 148 100 kHz, 149 100 kHz, 150 100 kHz, 151 100 kHz, 152 100 kHz, 153 100 kHz, 154 100 kHz, 155 100 kHz, 156 100 kHz, 157 100 kHz, 158 100 kHz, 159 100 kHz, 160 100 kHz, 161 100 kHz, 162 100 kHz, 163 100 kHz, 164 100 kHz, 165 100 kHz, 166 100 kHz, 167 100 kHz, 168 100 kHz, 169 100 kHz, 170 100 kHz, 171 100 kHz, 172 100 kHz, 173 100 kHz, 174 100 kHz, 175 100 kHz, 176 100 kHz, 177 100 kHz, 178 100 kHz, 179 100 kHz, 180 100 kHz, 181 100 kHz, 182 100 kHz, 183 100 kHz, 184 100 kHz, 185 100 kHz, 186 100 kHz, 187 100 kHz, 188 100 kHz, 189 100 kHz, 190 100 kHz, 191 100 kHz, 192 100 kHz, 193 100 kHz, 194 100 kHz, 195 100 kHz, 196 100 kHz, 197 100 kHz, 198 100 kHz, 199 100 kHz, 200 100 kHz, 201 100 kHz, 202 100 kHz, 203 100 kHz, 204 100 kHz, 205 100 kHz, 206 100 kHz, 207 100 kHz, 208 100 kHz, 209 100 kHz, 210 100 kHz, 211 100 kHz, 212 100 kHz, 213 100 kHz, 214 100 kHz, 215 100 kHz, 216 100 kHz, 217 100 kHz, 218 100 kHz, 219 100 kHz, 220 100 kHz, 221 100 kHz, 222 100 kHz, 223 100 kHz, 224 100 kHz, 225 100 kHz, 226 100 kHz, 227 100 kHz, 228 100 kHz, 229 100 kHz, 230 100 kHz, 231 100 kHz, 232 100 kHz, 233 100 kHz, 234 100 kHz, 235 100 kHz, 236 100 kHz, 237 100 kHz, 238 100 kHz, 239 100 kHz, 240 100 kHz, 241 100 kHz, 242 100 kHz, 243 100 kHz, 244 100 kHz, 245 100 kHz, 246 100 kHz, 247 100 kHz, 248 100 kHz, 249 100 kHz, 250 100 kHz, 251 100 kHz, 252 100 kHz, 253 100 kHz, 254 100 kHz, 255 100 kHz, 256 100 kHz, 257 100 kHz, 258 100 kHz, 259 100 kHz, 260 100 kHz, 261 100 kHz, 262 100 kHz, 263 100 kHz, 264 100 kHz, 265 100 kHz, 266 100 kHz, 267 100 kHz, 268 100 kHz, 269 100 kHz, 270 100 kHz, 271 100 kHz, 272 100 kHz, 273 100 kHz, 274 100 kHz, 275 100 kHz, 276 100 kHz, 277 100 kHz, 278 100 kHz, 279 100 kHz, 280 100 kHz, 281 100 kHz, 282 100 kHz, 283 100 kHz, 284 100 kHz, 285 100 kHz, 286 100 kHz, 287 100 kHz, 288 100 kHz, 289 100 kHz, 290 100 kHz, 291 100 kHz, 292 100 kHz, 293 100 kHz, 294 100 kHz, 295 100 kHz, 296 100 kHz, 297 100 kHz, 298 100 kHz, 299 100 kHz, 300 100 kHz, 301 100 kHz, 302 100 kHz, 303 100 kHz, 304 100 kHz, 305 100 kHz, 306 100 kHz, 307 100 kHz, 308 100 kHz, 309 100 kHz, 310 100 kHz, 311 100 kHz, 312 100 kHz, 313 100 kHz, 314 100 kHz, 315 100 kHz, 316 100 kHz, 317 100 kHz, 318 100 kHz, 319 100 kHz, 320 100 kHz, 321 100 kHz, 322 100 kHz, 323 100 kHz, 324 100 kHz, 325 100 kHz, 326 100 kHz, 327 100 kHz, 328 100 kHz, 329 100 kHz, 330 100 kHz, 331 100 kHz, 332 100 kHz, 333 100 kHz, 334 100 kHz, 335 100 kHz, 336 100 kHz, 337 100 kHz, 338 100 kHz, 339 100 kHz, 340 100 kHz, 341 100 kHz, 342 100 kHz, 343 100 kHz, 344 100 kHz, 345 100 kHz, 346 100 kHz, 347 100 kHz, 348 100 kHz, 349 100 kHz, 350 100 kHz, 351 100 kHz, 352 100 kHz, 353 100 kHz, 354 100 kHz, 355 100 kHz, 356 100 kHz, 357 100 kHz, 358 100 kHz, 359 100 kHz, 360 100 kHz, 361 100 kHz, 362 100 kHz, 363 100 kHz, 364 100 kHz, 365 100 kHz, 366 100 kHz, 367 100 kHz, 368 100 kHz, 369 100 kHz, 370 100 kHz, 371 100 kHz, 372 100 kHz, 373 100 kHz, 374 100 kHz, 375 100 kHz, 376 100 kHz, 377 100 kHz, 378 100 kHz, 379 100 kHz, 380 100 kHz, 381 100 kHz, 382 100 kHz, 383 100 kHz, 384 100 kHz, 385 100 kHz,

High Power Transmitter

CONSTRUCTION	High impact thermo plastic (weatherproof)	YES, High-impact thermo plastic virgin abs/pc blend YES, Meets IP65 weather ingress protection
FEATURES	Overload protection	YES, Mechanically based for high voltage and current, internal 2nd order feedback for ringing for overloads, and automatic impedance matching
MAXIMUM POWER OUTPUT	10 Watt	YES
BATTERIES	rechargeable lithium batteries	YES
BATTERY SAVER	Unit shuts off after 5 minutes of inactivity	YES, User settable power down timer
BATTERY LIFE	40+ hrs. continuous use	YES
OPERATIONAL DISPLAY	Left-right indication, signal strength, mode indication, line location, depth, gain level (db.), frequency select, battery life, speaker volume	YES, these are receiver features, not transmitter
BACK LIGHT	YES	YES
Frequencies	982 HZ, 9.8 KHZ, 83.1 KHZ	YES <small>435.21KHz, 282MHz, 200.387MHz, 151.4MHz, 121.4MHz, 117.975MHz, 115.4MHz, 111.975MHz, 107.3MHz, 103.5MHz, 101.3MHz, 97.3MHz, 93.5MHz, 89.7MHz, 85.7MHz, 81.7MHz, 77.3MHz, 73.5MHz, 69.7MHz, 65.7MHz, 61.7MHz, 57.3MHz, 53.5MHz, 49.7MHz, 45.7MHz, 41.7MHz, 37.3MHz, 33.5MHz, 29.7MHz, 25.7MHz, 21.7MHz, 17.3MHz, 13.5MHz, 9.7MHz, 5.7MHz, 1.7MHz</small>
ACCURACY	Depth + 5% tolerance 4"-10'	YES, these are receiver features, not transmitter
	Locate +5 %	YES, these are receiver features, not transmitter
SIGNAL CLAMP	4"	YES
Operating Temperature Range	-4° to 122°F	YES -4° F to +133° F
WEIGHT	Please specify	6 lbs.
SOFT CARRYING CASE	YES	YES
ASSCESSORIES	"A" frame for fault finding	YES
ON SITE TRAINING	YES	YES

Warranty: 3 year 100% Full Warranty for machine parts, labor and all shipping. YES, 4 year warranty

Vendor must supply factory warranty for parts, labor and all shipping.

Please state warranty:

LIST PRICE \$ _____
BID PRICE \$ 4944.00

ESTIMATED DELIVERY DATE 2-3 week ART

**Must be delivered to the Line Department
309 Third Street Webster City, IA**

Vender must provide all specifications that are not on the bid sheet.

This machine must be equipped and ready for use at time of delivery.

COMPANY NAME Border States Electric
ADDRESS 1401 N Minnesota Ave
CITY Sioux Falls
STATE SD ZIP 57104
SALES PERSON Kevin Wulff
PHONE # 605-336-5708
FAX # 605-331-4471
EMAIL kwulff@borderstates.com

Please contact Adam @ 515-297-1307 with any specification questions.

Submit completed version by Friday, October 11, 2019
email: dnerland@webstercity.com or fax 515-832-6686 ATTN: Dedra

Precision Locator & Fault Finder

City of Webster City Electric Utility
309 Third ST.
Webster City, Iowa 50595
Attn: Dedra Nerland
Phone: 515-832-9141 Fax: 515-832-6686

ITEM	SPECIFICATIONS	ACTUAL
MAKE/CURRENT MODEL	Subsite Utiliguard T12 Standard 12-Watt output, up to 100 frequencies, configuration software, upgradeable.	
DESCRIPTION	Multi-purpose precision locator	
USES	We will use this unit to find faulted cable and also to locate & pin point the position of buried wire (both primary & secondary).	
<u>Receiver Unit</u>		
CONSTRUCTION	High impact thermo plastic (weatherproof)	YES
RUGGEDNESS	Withstand 3 ft. drops onto concrete	Yes
WEIGHT	please list	4.8 lbs.
BATTERIES	rechargeable lithium batteries	Supplied by customer
BATTERY SAVER	Unit shuts off after 5 minutes of inactivity	Battery saver: unit shuts off after 5, 10, 20, or 30 minutes inactivity according to user setting
BATTERY LIFE	40+ hrs. continuous use	Yes
Receiver antennas	4 peak	Yes
EXTERNAL PORTS	USB port for upgrades	Yes
AUDIO OUTPUT	Weatherproof speaker	Yes
BACK LIGHT	Yes	
FREQUENCIES	982 Hz, 9.8 KHZ, 83.1 KHZ	Included. Up to 100 frequencies.
FCC	Compliance FCC Rules	Yes
FEATURES	Overload protection, non-reflective display	Yes
Operating Temperature Range	-4 to 122 F	-4 to140F

High Power Transmitter

CONSTRUCTION	High impact thermo plastic (weatherproof)	<u>Yes</u>
FEATURES	Overload protection	<u>Yes</u>
MAXIMUM POWER OUTPUT	10 Watt	<u>12 Watt</u>
BATTERIES	rechargeable lithium batteries	<u>Yes</u>
BATTERY SAVER	Unit shuts off after 5 minutes of inactivity	<u>Unit runs continuously or shuts off after 2, 4 or hours of inactivity, according to user settings</u>
BATTERY LIFE	40+ hrs. continuous use	<u>Yes</u>
OPERATIONAL DISPLAY	Left-right indication, signal strength, mode indication, line location, depth, gain level (db.), frequency select, battery life, speaker volume	<u>Yes</u>
BACK LIGHT	YES	<u>Yes</u>
Frequencies	982 HZ, 9.8 KHZ, 83.1 KHZ	<u>Included. Up to 100 frequencies</u>
ACCURACY	Depth + 5% tolerance 4"-10'	<u>Yes</u>
	Locate +5 %	<u>Yes</u>
SIGNAL CLAMP	4"	<u>Yes</u>
Operating Temperature Range	-4° to 122°F	<u>-4 to 122F</u>
WEIGHT	Please specify	<u>7.8 lbs.</u>
SOFT CARRYING CASE	YES	<u>Yes</u>
ASSESSORIES	"A" frame for fault finding	<u>Yes</u>
ON SITE TRAINING	YES	<u>Yes</u>

Warranty: 3 year 100% Full Warranty for machine parts, labor and all shipping.

Vendor must supply factory warranty for parts, labor and all shipping.

Please state warranty: 3 yr 100% full warranty against manufacturers defect.
Excludes customer abuse and misuse.

LIST PRICE	<u>\$ 6,795.34</u>
BID PRICE	<u>\$ 6,795.34</u>
ESTIMATED DELIVERY DATE	<u>10 working days.</u>

**Must be delivered to the Line Department
309 Third Street Webster City, IA**

Vender must provide all specifications that are not on the bid sheet.

This machine must be equipped and ready for use at time of delivery.

COMPANY NAME Ditch Witch of Minnesota and Iowa
ADDRESS 1520 Blue Sky Blvd.
CITY Huxley
STATE IA ZIP 50124
SALES PERSON Dennis Oexmann
PHONE # 515-290-3524
FAX # 515-685-3042
EMAIL dennis@dw-ia.com

Please contact Adam @ 515-297-1307 with any specification questions.

Submit completed version by Friday, October 11, 2019
email: dnerland@webstercity.com or fax 515-832-6686 ATTN: Dedra

Webster City
September 2019 Financial Report
As of September 30, 2019

Fund Code	Fund Name	Beginning Cash Balance	Beginning Investment Balance	Monthly Revenues	Investments Cashed	Transfers	Monthly Expenditures	Investments Purchased	Ending Cash Balance Before Adjustments	Cash Pool	Balance Sheet Adjustments	Ending Cash Balance	Ending Investment Balance	Treasurer's Ending Balance
General Fund														
100	100 General	252,444.18	1,350,000.00	222,354.93	-	-	255,302.88	-	219,496.23	871,830.46	3,306.33	222,802.56	1,350,000.00	1,572,802.56
	100A Govern. Equip. Replacement	216,496.64	450,000.00	5,380.24	250,000.00	-	75,957.16	250,000.00	145,919.72	-	-	145,919.72	450,000.00	595,919.72
	100B Govern Economic Development	500,574.24	650,000.00	2,705.32	100,000.00	-	171.38	100,000.00	503,106.18	-	-	503,106.18	650,000.00	1,153,106.18
	Subtotal-General Fund	969,515.06	2,450,000.00	230,440.49	350,000.00	-	331,431.42	350,000.00	868,524.13	871,830.46	3,306.33	871,830.46	2,450,000.00	3,321,830.46
Special Revenue Funds														
200	200 FICA - IPERS	4,595.96	-	21,151.24	-	-	19,669.42	-	5,877.78	5,877.78	-	5,877.78	-	5,877.78
201	201 Workers compensation	68,265.97	100,000.00	7,011.18	-	-	-	-	75,277.15	75,277.15	-	75,277.15	100,000.00	175,277.15
202	202 Medical/Flex Insurance	129,535.20	-	51,599.43	-	-	49,496.59	-	131,596.04	131,596.04	-	131,596.04	-	131,596.04
203	203 Unemployment Compensation	23,741.24	-	475.07	-	-	-	-	24,216.31	24,216.31	-	24,216.31	-	24,216.31
204	204 Road Use Tax	234,170.06	1,705,000.00	115,949.18	200,000.00	-	50,482.03	200,000.00	299,637.21	299,637.21	-	299,637.21	1,705,000.00	2,004,637.21
205	205 Airport Commission	2,526.12	450,000.00	8,791.41	-	-	15,697.20	-	(4,379.67)	(3,547.73)	831.94	(3,547.73)	450,000.00	446,452.27
206	206 Hotel/Motel Sales Tax	282,128.14	-	311.81	-	-	10,000.00	-	272,439.95	272,439.95	-	272,439.95	-	272,439.95
209	209 Emergency Levy Fund	526.20	-	5,270.34	-	-	-	-	5,796.54	5,796.54	-	5,796.54	-	5,796.54
210	210 Police/Fire Retirement Trust Fund	44,778.58	-	19,603.67	-	-	18,106.67	-	48,275.58	48,275.58	-	48,275.58	-	48,275.58
211	211 DARE Trust	-	-	-	-	-	-	-	-	-	-	-	-	-
212	212 Seized Property Trust	-	-	(1,097.00)	-	-	-	-	(1,097.00)	(1,097.00)	-	(1,097.00)	-	(1,097.00)
214	214 K9 Trust	74.26	-	-	-	-	-	-	74.26	74.26	-	74.26	-	74.26
216	216 Police Reserve Officers Fund	3,497.04	-	-	-	-	-	-	3,497.04	3,497.04	-	3,497.04	-	3,497.04
217	217 Wilson Brewer Park/Depot Foundation	6,374.84	-	7.05	-	-	-	-	6,381.89	6,381.89	-	6,381.89	-	6,381.89
218	218 Webster City Pride Committee	4,251.69	-	-	-	-	-	-	4,251.69	4,251.69	-	4,251.69	-	4,251.69
219	219 Kendall Young Scout Lodge	2,738.57	-	-	-	-	-	-	2,738.57	2,738.57	-	2,738.57	-	2,738.57
220	220 Economic Development Revolving	255,013.78	300,000.00	564.36	-	-	-	-	255,578.14	283,503.72	27,925.58	283,503.72	300,000.00	583,503.72
228	228 Low/Moderate Income Revolving	170,998.77	350,000.00	1,428.23	50,000.00	-	374.50	50,000.00	172,050.50	173,255.01	1,204.51	173,255.01	350,000.00	523,255.01
229	229 WC Commercial Rehab Rev Loan Program	72,222.38	75,000.00	79.82	-	-	-	-	72,302.20	72,302.20	-	72,302.20	75,000.00	147,302.20
231	231 CDBG Housing Rehab	16.90	-	-	-	-	-	-	16.90	16.90	-	16.90	-	16.90
232	232 B.L.U.E.	2,768.83	-	3.06	-	-	-	-	2,771.89	2,771.89	-	2,771.89	-	2,771.89
240	240 USDA Revolving Loan Fund	115,635.00	-	-	-	-	-	-	115,635.00	118,635.00	3,000.00	118,635.00	-	118,635.00
250	250 TIF - Riverview	65.47	-	131.93	-	-	-	-	197.40	197.40	-	197.40	-	197.40
251	251 TIF - HyVee	3,636.97	-	4.02	-	-	-	-	3,640.99	3,640.99	-	3,640.99	-	3,640.99
255	255 TIF - Brewer Creek Estates	60,896.90	-	67.30	-	-	-	-	60,964.20	60,964.20	-	60,964.20	-	60,964.20
260	260 SSMID	10,201.65	-	3,011.00	-	-	-	-	13,212.65	13,212.65	-	13,212.65	-	13,212.65
265	265 TIF - Struchen	-	-	-	-	-	-	-	-	-	-	-	-	-
268	268 TIF - SE Development Park Project	(97,349.62)	75,000.00	-	-	-	-	-	(97,349.62)	(97,349.62)	-	(97,349.62)	75,000.00	(22,349.62)
272	272 TIF - Mitchell Machine	59.40	-	-	-	-	-	-	59.40	59.40	-	59.40	-	59.40
281	281 TIF - Gourley Subdivision	-	-	1,991.49	-	-	-	-	1,991.49	1,991.49	-	1,991.49	-	1,991.49
282	282 TIF - SW Watermain Improvement	1.96	-	-	-	-	-	-	1.96	1.96	-	1.96	-	1.96
283	283 TIF - Town & Country (FSB)	10,617.06	-	11.73	-	-	-	-	10,628.79	10,628.79	-	10,628.79	-	10,628.79
284	284 TIF - Fareway Stores	5,532.41	-	6.11	-	-	-	-	5,538.52	5,538.52	-	5,538.52	-	5,538.52
285	285 TIF - First State Bank	10,446.10	-	11.65	-	-	-	-	10,457.65	10,457.65	-	10,457.65	-	10,457.65
286	286 TIF - Infinity Services LLC	4,142.77	45,000.00	4.58	-	-	-	-	4,147.35	4,147.35	-	4,147.35	45,000.00	49,147.35
287	287 TIF - Webster City Federal	10,618.83	-	11.74	-	-	-	-	10,630.57	10,630.57	-	10,630.57	-	10,630.57
288	288 TIF - Van Diest Medical Center	(2,500.00)	-	-	-	-	-	-	(2,500.00)	(2,500.00)	-	(2,500.00)	-	(2,500.00)
289	289 TIF - 2013 Medical Complex URA-KTJ (Shopko)	10,922.25	-	12.07	-	-	-	-	10,934.32	10,934.32	-	10,934.32	-	10,934.32
290	290 TIF - 3DK Enterprises	4,857.82	-	4,670.88	-	-	-	-	9,528.68	9,528.68	-	9,528.68	-	9,528.68
291	291 TIF - 2016 Industrial - WC Custom Meats	(1,560.34)	-	2,305.49	-	-	-	-	745.15	745.15	-	745.15	-	745.15
292	292 TIF - Mary Ann's	-	-	-	-	-	-	-	-	-	-	-	-	-
293	293 TIF - Taster's	(1,500.00)	-	-	-	-	-	-	(1,500.00)	(1,500.00)	-	(1,500.00)	-	(1,500.00)
294	294 TIF - Ridge Development	95.21	-	0.11	-	-	-	-	95.32	95.32	-	95.32	-	95.32
	Subtotal - Special Revenue Funds	1,453,044.37	3,100,000.00	243,346.83	250,000.00	-	162,026.41	250,000.00	1,534,384.79	1,567,326.82	32,962.03	1,567,326.82	3,100,000.00	4,667,326.82
Debt Service Fund														
300	300 Debt Service	113,367.55	100,000.00	41,217.65	-	-	9,154.30	-	145,430.90	145,430.90	-	145,430.90	100,000.00	245,430.90
	Subtotal - Debt Service Fund	113,367.55	100,000.00	41,217.65	-	-	9,154.30	-	145,430.90	145,430.90	-	145,430.90	100,000.00	245,430.90
Fiduciary & Agency Funds														
400	400 Joe E. Barr Trust	1,687.03	-	-	-	-	-	-	1,687.03	1,687.03	-	1,687.03	-	1,687.03
401	401 Edgar Foster Trust	1,973.08	-	-	-	-	-	-	1,973.08	1,973.08	-	1,973.08	-	1,973.08
402	402 Calvary Cemetery Trust	5,112.28	-	-	-	-	-	-	5,112.28	5,112.28	-	5,112.28	-	5,112.28
403	403 Zella Silvers Trust	2,994.66	-	-	-	-	-	-	2,994.66	2,994.66	-	2,994.66	-	2,994.66
411	411 Mulberry Church	7,179.97	-	300.94	-	-	-	-	7,480.91	7,480.91	-	7,480.91	-	7,480.91
412	412 Youth Advisory	160.00	-	-	-	-	-	-	160.00	160.00	-	160.00	-	160.00
	Subtotal - Fiduciary & Agency Funds	19,107.02	-	300.94	-	-	-	-	19,407.96	19,407.96	-	19,407.96	-	19,407.96

As of September 30, 2019														
Fund Code	Fund Name	Beginning Cash Balance	Beginning Investment Balance	Monthly Revenues	Investments Cashied	Transfers	Monthly Expenditures	Investments Purchased	Ending Cash Balance Before Adjustments	Cash Proof	Balance Sheet Adjustments	Ending Cash Balance	Ending Investment Balance	Treasurer's Ending Balance
Permanent Fund														
404	404 Perpetual Care Trust (Non-exp.)	40,138.33	400,000.00	319.20	-	-	-	-	40,457.53	40,457.53	-	40,457.53	400,000.00	440,457.53
	Subtotal - Permanent Fund	40,138.33	400,000.00	319.20	-	-	-	-	40,457.53	40,457.53	-	40,457.53	400,000.00	440,457.53
Capital Project Funds														
500	500 Capital Improvement Reserve	707,481.76	800,000.00	72,358.79	-	-	-	-	779,840.55	779,840.55	-	779,840.55	800,000.00	1,579,840.55
502	502 Brewer Creek Estates	(31,807.80)	50,000.00	-	-	-	400.00	-	(32,207.80)	(32,207.80)	-	(32,207.80)	50,000.00	17,792.20
503	503 Boone River Trail	(2,165.00)	-	-	-	-	-	-	(2,165.00)	(2,165.00)	-	(2,165.00)	-	(2,165.00)
504	504 Second Street Reconstruction	(573,746.72)	-	-	-	-	-	-	(573,746.72)	(573,746.72)	-	(573,746.72)	-	(573,746.72)
506	506 Sidewalk Improvement Fund	45,703.38	-	-	-	-	-	-	45,703.38	45,703.38	-	45,703.38	-	45,703.38
525	525 Annual Street Maintenance	(794,390.44)	750,000.00	-	-	-	93,514.82	-	(887,905.26)	(887,905.26)	-	(887,905.26)	750,000.00	(137,905.26)
527	527 Public Railroad Crossings	149.30	-	-	-	-	-	-	149.30	149.30	-	149.30	-	149.30
528	528 Bridge Improvements	(248,374.94)	300,000.00	-	-	-	2,297.50	-	(250,672.44)	(250,672.44)	-	(250,672.44)	300,000.00	49,327.56
531	531 E Second St Sidewalk/Street Improvements	-	-	-	-	-	-	-	-	-	-	-	-	-
532	532 James Street (Old Hwy 20) Project	-	-	-	-	-	-	-	-	-	-	-	-	-
533	533 Superior Street Sidewalk	-	-	-	-	-	-	-	-	-	-	-	-	-
534	534 Wilson-Brewer Park Improvement Project	8,382.91	-	25,000.00	-	-	51,368.41	-	(17,985.50)	(17,985.50)	-	(17,985.50)	-	(17,985.50)
535	535 W Twin Park Shelter Project	(1,340.00)	-	-	-	-	-	-	(1,340.00)	(1,340.00)	-	(1,340.00)	-	(1,340.00)
	Subtotal - Capital Project Funds	(890,107.55)	1,900,000.00	97,358.79	-	-	147,580.73	-	(940,329.49)	(940,329.49)	-	(940,329.49)	1,900,000.00	959,670.51
Enterprise Funds														
601	601 Electric Utility	649,044.91	2,450,000.00	1,201,313.00	400,000.00	-	1,099,128.07	100,000.00	1,061,229.84	2,366,588.08	(165,285.58)	885,944.26	2,150,000.00	3,035,944.26
601D	601D Electric Improvement Reserve	821,799.08	2,150,000.00	-	-	-	-	-	821,799.08	-	-	821,799.08	2,150,000.00	2,971,799.08
601E	601E Project Share Donations	2,337.35	-	-	-	-	-	-	2,337.35	-	-	2,337.35	-	2,337.35
601F	601F Green City Energy Donations	2,493.00	-	10.00	-	-	-	-	2,503.00	-	-	2,503.00	-	2,503.00
601G	601G Green City Energy Donations - Pleasant	510.00	-	-	-	-	-	-	510.00	-	-	510.00	-	510.00
601M	601M Electric Equipment Replacement	191,462.80	600,000.00	1,739.18	-	-	6,017.97	-	187,184.01	-	-	187,184.01	600,000.00	787,184.01
601N	601N Customer Deposit Trust	329,065.18	-	1,313.28	-	-	-	-	330,378.46	-	-	330,378.46	-	330,378.46
601P	601P Electric Economic Development	144,335.28	1,100,000.00	-	500,000.00	-	-	500,000.00	144,335.28	-	-	144,335.28	1,100,000.00	1,244,335.28
601Q	601Q USDA Elect Revenue Loan	(16,806.72)	-	25,210.08	-	-	16,806.72	-	(8,403.36)	(8,403.36)	-	(8,403.36)	-	(8,403.36)
	Subtotal - Electric Utility Fund	2,124,240.88	6,300,000.00	1,229,585.54	900,000.00	-	1,121,952.76	600,000.00	2,531,873.66	2,366,588.08	(165,285.58)	2,366,588.08	6,000,000.00	8,366,588.08
602	602 Water Utility	107,293.75	1,550,000.00	177,654.57	400,000.00	-	264,375.33	400,000.00	20,572.99	442,714.75	(13,530.82)	7,042.17	1,550,000.00	1,557,042.17
602A	602A Water Plant Improvements	54,811.94	-	-	-	-	-	-	54,811.94	-	-	54,811.94	-	54,811.94
602B	602B Water Bond Sinking	(207,142.50)	-	-	-	-	-	-	(207,142.50)	-	-	(207,142.50)	-	(207,142.50)
602D	602D Water Improvement Reserve	271,785.29	300,000.00	-	-	-	-	-	271,785.29	-	-	271,785.29	300,000.00	571,785.29
602E	602E Water Equipment Replacement	135,604.32	200,000.00	-	200,000.00	-	19,386.47	-	316,217.85	-	-	316,217.85	-	316,217.85
	Subtotal - Water Utility Fund	362,352.80	2,050,000.00	177,654.57	600,000.00	-	283,761.80	400,000.00	456,245.57	442,714.75	(13,530.82)	442,714.75	1,650,000.00	2,292,714.75
603	603 Sewer Utility	1,099,820.28	400,000.00	172,096.85	100,000.00	-	180,659.03	100,000.00	1,091,258.10	1,669,310.06	(14,218.04)	1,077,040.06	400,000.00	1,477,040.06
603A	603A Sewer Bond Sinking	(3,414.98)	-	-	-	-	-	-	(3,414.98)	-	-	(3,414.98)	-	(3,414.98)
603B	603B Sewer Bond Reserve	162,453.30	-	-	200,000.00	-	-	200,000.00	162,453.30	-	-	162,453.30	-	162,453.30
603D	603D Sewer Improvement Reserve	285,022.24	100,000.00	-	50,000.00	-	-	50,000.00	285,022.24	-	-	285,022.24	100,000.00	385,022.24
603E	603E Interceptor Sewer Trust	22,130.94	100,000.00	-	-	-	-	-	22,130.94	-	-	22,130.94	100,000.00	122,130.94
603F	603F Sewer Equipment Replacement	136,169.87	100,000.00	-	50,000.00	-	10,091.37	50,000.00	126,078.50	-	-	126,078.50	100,000.00	226,078.50
	Subtotal - Sewer Utility Fund	1,702,181.65	700,000.00	172,096.85	400,000.00	-	190,750.40	400,000.00	1,683,528.10	1,669,310.06	(14,218.04)	1,669,310.06	700,000.00	2,369,310.06
	Subtotal - Enterprise Funds	4,186,775.33	9,050,000.00	1,679,336.96	1,900,000.00	-	1,596,484.96	1,400,000.00	4,671,847.33	4,478,612.89	-	4,478,612.89	8,550,000.00	13,028,612.89
Internal Service Funds														
902	902 Medical/Flex Trust	35,284.24	-	4,921.24	-	-	-	-	40,205.48	32,965.67	(7,239.81)	32,965.67	-	32,965.67
	Subtotal - Internal Service Funds	35,284.24	-	4,921.24	-	-	-	-	40,205.48	32,965.67	(7,239.81)	32,965.67	-	32,965.67
	Total	5,929,124.35	17,000,000.00	2,197,242.10	2,500,000.00	-	2,246,657.82	2,000,000.00	6,379,708.63	-	-	6,215,702.74	16,500,000.00	22,715,702.74
							Less Petty Cash & Cash Reg. Change					(1,000.00)		
							Computer Cash Balance					6,214,702.74		

Report Criteria:

Print Outstanding Checks and Deposits and Bank and Book Adjustments

GENERAL CHECKING (GENERAL CHECKING) (1)
September 30, 2019

Account: 00110000

Bank Account Number: 7021673

Bank Statement Balance:	6,147,455.99	Book Balance Previous Month:	5,916,703.26
Outstanding Deposits:	51,583.19	Total Receipts:	4,633,506.21
Outstanding Checks:	629,812.61	Total Disbursements:	5,000,984.29
Bank Adjustments:	20,001.39-	Book Adjustments:	.00
Bank Balance:	5,549,225.18	Book Balance:	5,549,225.18

Outstanding Deposits

Deposit Number	Deposit Amount	Deposit Number	Deposit Amount	Deposit Number	Deposit Amount	Deposit Number	Deposit Amount
95	62.90	98	808.50	101	48,402.35		
96	2,287.20	100	22.24				
						Total:	51,583.19

Deposits cleared: 69 items Deposits Outstanding: 5 items

Outstanding Checks

Check Number	Check Amount	Check Number	Check Amount	Check Number	Check Amount	Check Number	Check Amount
4	4,504.00	1407	121.21	17848	50.00	20729	10.11
5	13,225.00	1408	17.08	17939	1.86	20901	40.24
9	471.63	1410	72.73	17986	70.22	20909	69.01
10	362.96	1411	160.85	18050	71.73	21249	240.00
11	71.87	3754	55.41	18101	68.48	21362	21.47
1020	29.09	4914	55.41	18106	78.44	21368	1.82
1072	28.63	5200	110.82	18333	49.48	21391	48.19
1073	35.79	5418	14.78	18488	124.41	21712	243.78
1095	136.52	5502	18.47	18616	2.25	21796	46.03
1099	36.94	5544	18.47	18618	180.00	21914	233.20
1201	55.41	6033	20.08	18738	39.35	22065	565,954.79
1223	33.25	6216	14.78	18760	44.22	50049	44.27
1319	29.09	6571	42.95	18862	68.08	50094	88.81
1343	92.35	6631	57.26	19009	377.00	50095	64.53
1362	98.50	6699	55.41	19014	88.25	50096	14.10
1365	16.62	6741	42.95	19167	69.83	50097	18.75
1367	28.29	6768	18.47	19329	11.93	50247	52.93-
1385	60.01	6795	36.94	19649	24.73	50247	52.93
1388	27.70	6804	28.63	19650	48.15	50267	150.78
1393	77.16	6912	53.69	19742	18.15	50350	58.63
1395	398.18	16060	378.38	20274	62.14	50419	80.15
1396	80.80	16835	182.80	20391	10.90	50432	152.90
1398	298.21	17532	247.00	20489	274.07	50442	900.00
1399	87.62	17542	97.12	20538	31.15	50508	42.57
1400	96.89	17779	163.26	20570	71.91	50509	40.83
1405	257.08	17791	64.67	20579	75.00	50558	245.00

Check Number	Check Amount	Check Number	Check Amount	Check Number	Check Amount	Check Number	Check Amount
50631	12.47	50680	1,333.33	50715	11,462.77	50736	1,436.34
50636	31.08	50686	5,699.22	50718	30.00	50739	5,000.00
50637	210.00	50700	512.04	50722	8,944.63	50746	50.00
50667	89.26	50706	1,111.80	50725	231.84	50747	52.93
						Total:	629,812.61

Checks cleared: 298 items Checks Outstanding: 120 items

Bank Adjustments

Description	Amount	Description	Amount
DD ON 9/30/19-POSTED CITY 10/1/19	2,095.95-	OCT CK#1418 CASHED SEPT	92.35
RETURNED CHECK	31.50	OCT CK#1418 CASHED SEPT	136.52
NSF-DIRECT PAY-UTIL	163.82	F TRUST DD	9,154.30-
DD CONG MEALS	20.83-	F TRUST DD	9,154.30-
		Total:	20,001.39-

Book Adjustments

No book adjustments found!

Report Criteria:

Print Outstanding Checks and Deposits and Bank and Book Adjustments

City of Webster City
Summary of Investments - September 2019

<u>Financial Institution</u>	<u>Investment</u>	<u>Int Rate</u>	<u>Begin Balance</u>	<u>Purchased</u>	<u>Redeemed</u>	<u>Ending Balance</u>	<u>Interest Received</u>	<u>Interest YTD</u>
WCF Financial Bank	CD-9 mo-purch Nov 2018	2.75%	2,500,000	-	2,500,000	-	53,802.37	53,802.37
WCF Financial Bank	CD-12 mo-purch Nov 2018	3.00%	2,500,000	-	-	2,500,000		
First State Bank	CD-3 mo-redeemed Aug 2019	2.65%	-	-	-	-	13,358.90	13,358.90
First State Bank	CD-12 mo-purch Aug 2019	2.12%	2,000,000	-	-	2,000,000		
First State Bank	CD-6 mo-purch May 2019	2.65%	2,000,000	-	-	2,000,000		
First State Bank	CD-9 mo-purch May 2019	2.65%	2,000,000	-	-	2,000,000		
First State Bank	CD-12 mo-purch May 2019	2.85%	2,000,000	-	-	2,000,000		
First State Bank	CD-9 mo-purch June 2019	2.40%	1,000,000	-	-	1,000,000		
First State Bank	CD-12 mo-purch June 2019	2.45%	1,000,000	-	-	1,000,000		
Availa Bank	CD-3 mo-purch June 2019	2.30%	1,000,000	-	-	1,000,000	5,852.12	5,852.12
Availa Bank	CD-6 mo-purch June 2019	2.41%	1,000,000	-	-	1,000,000		
Peoples Credit Union	CD-3 mo purch Sept 2019	2.15%	-	500,000	-	500,000		
Peoples Credit Union	CD-6 mo purch Sept 2019	2.20%	-	500,000	-	500,000		
Peoples Credit Union	CD-12 mo purch Sept 2019	2.35%	-	1,000,000	-	1,000,000		
Availa Bank	Sweep Account	1.85%	-	-	-	-	8,305.47	30,333.53
Availa Bank	Checking Account	0.50%	-	-	-	-	205.48	623.29
			17,000,000	2,000,000	2,500,000	16,500,000	81,524.34	103,970.21

CD BID SUMMARY FOR SEPTEMBER, 2019

Banks that received bid request:

	<u>3 month</u>	<u>6 month</u>	<u>9 month</u>	<u>12 month</u>
	<u>500,000</u>	<u>500,000</u>	<u>500,000</u>	<u>1,000,000</u>
Availabank	No Bid	1.98%	No Bid	No Bid
First State Bank	1.96%	1.96%	1.96%	1.96%
IPAIT	1.50%	1.55%	1.55%	1.87%
People's Credit Union	2.15%	2.20%	No Bid	2.35%
United Bank-Fort Dodge	No Bid	2.01%	2.01%	2.01%
WCF Financial	No Bid	No Bid	No Bid	No Bid

WCF offered a 2% money market

NEW CD'S PURCHASED SEPTEMBER, 2019

<u>Financial Institution</u>	<u>Investment</u>	<u>Int Rate</u>	<u>Begin Balance</u>	<u>Purchased</u>	<u>Redeemed</u>	<u>Ending Balance</u>
People's Credit Union	CD-3 mo-purchased 9/6/19	2.15%	-	500,000	-	500,000.00
People's Credit Union	CD-6 mo-purchased 9/6/19	2.20%	-	500,000	-	500,000.00
People's Credit Union	CD-12 mo-purchased 9/6/19	2.35%	-	1,000,000	-	1,000,000.00
				2,000,000		2,000,000

*\$1,000,000 CD from Availa matured on 9/24/19 - will bid this along with the \$500,000 not invested in October
the CD will either be renewed or redeemed in early October

**City of Webster City - Receipts
September 2019**

<u>FUND</u>	<u>AMOUNT</u>
GENERAL FUND	\$230,440.49
ROAD USE TAX FUND	\$115,949.18
TIF	\$9,228.98
SSMID	\$3,011.00
SPECIAL REVENUE FUNDS	\$115,157.67
DEBT SERVICE FUND	\$41,217.65
FIDUCIARY FUNDS	\$300.94
PERMANENT FUND	\$319.20
IMPROVEMENT FUNDS	\$97,358.79
ELECTRIC UTILITY FUND	\$1,229,585.54
WATER UTILITY FUND	\$177,654.57
SEWER UTILITY FUND	<u>\$172,096.85</u>
TOTAL	<u>\$2,192,320.86</u>

2019 TOP 200
Healthiest Banks
DepositAccounts

Earning Your Trust Since 1935!

Ranked # 74 out of 5,267
FDIC insured banks in
the United States!

Among only 11% of A+ rated
banks in the United States.

A+
Health & Stability Rating
DepositAccounts

Consistently awarded the
highest 5-Star rating by
Bauer Financial.

FSB
FIRST STATE BANK
First for You!

Member
FDIC

Public Fund Non-Int-1054791

Account Summary

Date	Description	Amount
08/31/2019	Beginning Balance	\$565,954.79
	1 Credit(s) This Period	\$28.63
	3 Debit(s) This Period	\$565,983.42
09/30/2019	Ending Balance	\$0.00

Account Activity

Post Date	Description	Debits	Credits	Balance
08/31/2019	Beginning Balance			\$565,954.79
09/23/2019	CHECK # 6804	\$28.63		\$565,926.16
09/23/2019	CHECK # 22065	\$565,954.79		-\$28.63
09/24/2019	DEPOSIT		\$28.63	\$0.00
09/24/2019	CLOSING PER DODIE WOLFGRAM			\$0.00
09/30/2019	Ending Balance			\$0.00

Checks Cleared

Check Nbr	Date	Amount	Check Nbr	Date	Amount
6804	09/23/2019	\$28.63	22065*	09/23/2019	\$565,954.79

* Indicates skipped check number

Daily Balances

Date	Amount	Date	Amount
09/23/2019	-\$28.63	09/24/2019	\$0.00

Overdraft and Returned Item Fees

	Total for this period	Total year-to-date
Total Overdraft Fees	\$0.00	\$0.00
Total Returned Item Fees	\$0.00	\$0.00



635 1st Street
Webster City, IA 50595

ADDRESS SERVICE REQUESTED

CITY OF WEBSTER CITY
SWEEP ACCOUNT
400 SECOND ST
PO BOX 217
WEBSTER CITY IA 50595-0217

Statement Ending 09/30/2019

Page 1 of 4

Managing Your Accounts

	Customer Service (515)832-1133
	Telephone Banking (800)260-8419
	Mailing Address 635 1st Street Webster City, IA 50595
	Online Banking www.availa.bank

Summary of Accounts

Account Type	Account Number	Ending Balance
PUBLIC FUNDS CHECKING	7021682	\$5,647,250.51

PUBLIC FUNDS CHECKING-7021682

Account Summary

Date	Description	Amount
09/01/2019	Beginning Balance	\$4,754,876.01
	13 Credit(s) This Period	\$4,422,674.41
	9 Debit(s) This Period	\$3,530,299.91
09/30/2019	Ending Balance	\$5,647,250.51

Interest Summary

Description	Amount
Annual Percentage Yield Earned	1.87%
Interest Days	30
Interest Earned Not Paid	\$0.00
Interest Paid This Period	\$8,305.47
Interest Paid Year-to-Date	\$43,882.13
Minimum Balance	\$2,913,561.65

Deposits

Date	Description	Amount
09/01/2019	Transfer Deposit From DDA XXXXXX1673	\$212.33
09/03/2019	Transfer Deposit From DDA XXXXXX1673	\$170,871.01
09/04/2019	Transfer Deposit From DDA XXXXXX1673	\$67,195.68
09/11/2019	Transfer Deposit From DDA XXXXXX1673	\$224,520.39
09/12/2019	Transfer Deposit From DDA XXXXXX1673	\$2,579,260.02
09/13/2019	Transfer Deposit From DDA XXXXXX1673	\$354,363.81
09/17/2019	Transfer Deposit From DDA XXXXXX1673	\$179,991.12
09/18/2019	Transfer Deposit From DDA XXXXXX1673	\$9,570.59
09/20/2019	Transfer Deposit From DDA XXXXXX1673	\$683,097.56
09/24/2019	Transfer Deposit From DDA XXXXXX1673	\$20,202.78
09/27/2019	Transfer Deposit From DDA XXXXXX1673	\$110,117.33





635 1st Street
Webster City, IA 50595

Statement Ending 09/30/2019

Page 3 of 4

PUBLIC FUNDS CHECKING-7021682 (continued)

Deposits (continued)

Date	Description	Amount
09/30/2019	Transfer Deposit From DDA XXXXXX1673	\$14,966.32
09/30/2019	Accr Earning Pymt Added to Account	\$8,305.47

Other Debits

Date	Description	Amount
09/05/2019	Transfer Withdrawal To DDA XXXXXX1673	\$104,344.60
09/06/2019	Transfer Withdrawal To DDA XXXXXX1673	\$11,486.27
09/09/2019	Transfer Withdrawal To DDA XXXXXX1673	\$56,563.77
09/10/2019	Transfer Withdrawal To DDA XXXXXX1673	\$1,907,198.74
09/16/2019	Transfer Withdrawal To DDA XXXXXX1673	\$25,644.63
09/19/2019	Transfer Withdrawal To DDA XXXXXX1673	\$94,754.05
09/23/2019	Transfer Withdrawal To DDA XXXXXX1673	\$1,126,394.66
09/25/2019	Transfer Withdrawal To DDA XXXXXX1673	\$168,496.21
09/26/2019	Transfer Withdrawal To DDA XXXXXX1673	\$35,416.98

Daily Balances

Date	Amount	Date	Amount	Date	Amount
09/01/2019	\$4,755,088.34	09/11/2019	\$3,138,082.04	09/20/2019	\$6,823,966.46
09/03/2019	\$4,925,959.35	09/12/2019	\$5,717,342.06	09/23/2019	\$5,697,571.80
09/04/2019	\$4,993,155.03	09/13/2019	\$6,071,705.87	09/24/2019	\$5,717,774.58
09/05/2019	\$4,888,810.43	09/16/2019	\$6,046,061.24	09/25/2019	\$5,549,278.37
09/06/2019	\$4,877,324.16	09/17/2019	\$6,226,052.36	09/26/2019	\$5,513,861.39
09/09/2019	\$4,820,760.39	09/18/2019	\$6,235,622.95	09/27/2019	\$5,623,978.72
09/10/2019	\$2,913,561.65	09/19/2019	\$6,140,868.90	09/30/2019	\$5,647,250.51

Overdraft and Returned Item Fees

	Total for this period	Total year-to-date
Total Overdraft Fees	\$0.00	\$0.00
Total Returned Item Fees	\$0.00	\$0.00



635 1st Street
Webster City, IA 50595

ADDRESS SERVICE REQUESTED

CITY OF WEBSTER CITY
400 SECOND ST
PO BOX 217
WEBSTER CITY IA 50595-0217

Statement Ending 09/30/2019

Page 1 of 42

Managing Your Accounts

- Customer Service (615)832-1133
- Telephone Banking (800)280-8419
- Mailing Address 635 1st Street
Webster City, IA 50595
- Online Banking www.availa.bank

Summary of Accounts

Account Type	Account Number	Ending Balance
PUBLIC FUNDS CHECKING	7021673	\$500,205.48

PUBLIC FUNDS CHECKING-7021673

Account Summary

Date	Description	Amount
09/01/2019	Beginning Balance	\$500,212.33
	111 Credit(s) This Period	\$8,853,697.36
	316 Debit(s) This Period	\$8,853,704.21
09/30/2019	Ending Balance	\$500,205.48

Interest Summary

Description	Amount
Annual Percentage Yield Earned	0.50%
Interest Days	30
Interest Earned Not Paid	\$0.00
Interest Paid This Period	\$205.48
Interest Paid Year-to-Date	\$945.21
Minimum Balance	\$500,000.00

Deposits

Date	Description	Amount
09/03/2019	Deposit	\$87,838.01
09/03/2019	Deposit	\$17,218.86
09/04/2019	Deposit	\$73,697.33
09/05/2019	Deposit	\$79,673.68
09/05/2019	Transfer Deposit From DDA XXXXXX1682	\$104,344.60
09/06/2019	Transfer Deposit From DDA XXXXXX1682	\$11,486.27
09/09/2019	Deposit	\$52,360.82
09/09/2019	Deposit	\$76,153.35
09/09/2019	Transfer Deposit From DDA XXXXXX1682	\$56,563.77
09/10/2019	Deposit	\$86,096.41
09/10/2019	Transfer Deposit From DDA XXXXXX1682	\$1,907,198.74
09/11/2019	Deposit	\$227,870.79
09/12/2019	Deposit	\$2,582,845.92
09/13/2019	Deposit	\$15,078.16
09/16/2019	Deposit	\$54,944.26
09/16/2019	Transfer Deposit From DDA XXXXXX1682	\$25,644.63
09/17/2019	Deposit	\$40,266.76
09/18/2019	Deposit	\$10,282.86
09/19/2019	Deposit	\$23,494.38





635 1st Street
Webster City, IA 50595

Statement Ending 09/30/2019

Page 3 of 42

PUBLIC FUNDS CHECKING-7021673 (continued)

Deposits (continued)

Date	Description	Amount
09/19/2019	Transfer Deposit From DDA XXXXXX1682	\$94,754.05
09/20/2019	Deposit	\$44,589.30
09/20/2019	Deposit	\$565,954.79
09/20/2019	Dep Item Rtn ACH Webster City PAYROLL DAYTON, B-Inc Routing	\$0.00
09/23/2019	Transfer Deposit From DDA XXXXXX1682	\$1,126,394.66
09/24/2019	Deposit	\$60,099.03
09/24/2019	Deposit	\$30,054.60
09/25/2019	Transfer Deposit From DDA XXXXXX1682	\$168,496.21
09/26/2019	Deposit	\$150.00
09/26/2019	Deposit	\$35,142.03
09/26/2019	Deposit	\$26,898.52
09/26/2019	Transfer Deposit INTEREST EARNINGS FROM CD 124845 -MRB	\$5,797.26
09/26/2019	Transfer Deposit From DDA XXXXXX1682	\$35,416.98
09/27/2019	Deposit	\$28,291.07
09/30/2019	Deposit	\$101.99
09/30/2019	Deposit	\$150.00
09/30/2019	Deposit	\$77,867.31
09/30/2019	Accr Earning Pymt Added to Account	\$205.48

Electronic Credits

Date	Description	Amount
09/03/2019	ACH Deposit GRAND TRUNK WEST PAYMENT CITY OF WEBSTER CIT	\$953.95
09/03/2019	ACH Deposit PAYMENTECH DEPOSIT Webster Service Fee	\$12.38
09/03/2019	ACH Deposit PAYMENTECH DEPOSIT Webster City Govt	\$450.00
09/03/2019	ACH Deposit PAYMENTECH DEPOSIT Webster Service Fee	\$15.45
09/03/2019	ACH Deposit PAYMENTECH DEPOSIT Webster City Govt	\$561.58
09/03/2019	ACH Deposit PAYMENTECH DEPOSIT Webster Service Fee	\$25.65
09/03/2019	ACH Deposit PAYMENTECH DEPOSIT Webster City Govt	\$932.60
09/03/2019	ACH Deposit PAYMENTECH DEPOSIT Webster City Govt	\$472.11
09/03/2019	ACH Deposit PAYMENTECH DEPOSIT Webster Service Fee	\$12.99
09/03/2019	ACH Deposit WEBSTER CITY CREDITS Webster City	\$86,940.65
09/05/2019	ACH Deposit CAPTURIS BILL PAY CITY OF WEBSTER	\$914.35
09/05/2019	ACH Deposit PAYMENTECH DEPOSIT Webster Service Fee	\$31.75
09/05/2019	ACH Deposit PAYMENTECH DEPOSIT Webster City Govt	\$1,154.69
09/06/2019	ACH Deposit PAYMENTECH DEPOSIT Webster City Govt	\$848.20
09/06/2019	ACH Deposit PAYMENTECH DEPOSIT Webster Service Fee	\$23.34



635 1st Street
Webster City, IA 50595

Statement Ending 09/30/2019

Page 4 of 42

PUBLIC FUNDS CHECKING-7021673 (continued)

Electronic Credits (continued)

Date	Description	Amount
09/06/2019	ACH Deposit THE HANOR CO WI PAYABLES CITY OF WEBSTER CIT	\$62.01
09/09/2019	ACH Deposit FIRST STATE BANK CASH TRANS CITY OF WEBSTER	\$20.83
09/09/2019	ACH Deposit PAYMENTECH DEPOSIT Webster City Govt	\$1,579.51
09/09/2019	ACH Deposit PAYMENTECH DEPOSIT Webster Service Fee	\$43.44
09/10/2019	ACH Deposit Corn Belt Power AP CITY OF WEBSTER CITY	\$252.96
09/10/2019	ACH Deposit FAB WM FAWMG City of Webster City	\$4,559.59
09/10/2019	ACH Deposit FAB WM FAWMG City of Webster City	\$4,594.71
09/10/2019	ACH Deposit PAYMENTECH DEPOSIT Webster City Govt	\$1,234.51
09/10/2019	ACH Deposit PAYMENTECH DEPOSIT Webster Service Fee	\$33.96
09/10/2019	ACH Deposit PAYMENTECH DEPOSIT Webster Service Fee	\$13.63
09/10/2019	ACH Deposit PAYMENTECH DEPOSIT Webster City Govt	\$495.44
09/10/2019	ACH Deposit Webster City UTILITY CITY OF WEBSTER CITY U	\$136,721.17
09/11/2019	ACH Deposit PAYMENTECH DEPOSIT Webster City Govt	\$1,714.51
09/11/2019	ACH Deposit PAYMENTECH DEPOSIT Webster Service Fee	\$47.16
09/12/2019	ACH Deposit PAYMENTECH DEPOSIT Webster Service Fee	\$67.85
09/12/2019	ACH Deposit PAYMENTECH DEPOSIT Webster City Govt	\$2,467.20
09/12/2019	ACH Deposit ST OF IA-E.F.T. E.F.T. WEBSTER CITY CITY OF	\$673.76
09/13/2019	ACH Deposit HAMILTON COUNTY Treas Ord Webster City Corp.	\$331,734.96
09/13/2019	ACH Deposit MARY ANNS SPECIA WEBSTER CI CITY OF WEBSTER	\$8,403.36
09/13/2019	ACH Deposit PAYMENTECH DEPOSIT Webster Service Fee	\$8.02
09/13/2019	ACH Deposit PAYMENTECH DEPOSIT Webster City Govt	\$291.35
09/16/2019	ACH Deposit GRAND TRUNK WEST PAYMENT CITY OF WEBSTER CIT	\$1,074.87
09/16/2019	ACH Deposit PAYMENTECH DEPOSIT Webster Service Fee	\$31.90
09/16/2019	ACH Deposit PAYMENTECH DEPOSIT Webster City Govt	\$1,335.05
09/17/2019	ACH Deposit CAPTURIS BILL PAY CITY OF WEBSTER	\$22,135.96
09/17/2019	ACH Deposit PAYMENTECH DEPOSIT Webster Service Fee	\$39.05
09/17/2019	ACH Deposit PAYMENTECH DEPOSIT Webster City Govt	\$1,420.13
09/17/2019	ACH Deposit PAYMENTECH DEPOSIT Webster Service Fee	\$16.83
09/17/2019	ACH Deposit PAYMENTECH DEPOSIT Webster City Govt	\$611.95



635 1st Street
Webster City, IA 50595

Statement Ending 09/30/2019

Page 5 of 42

PUBLIC FUNDS CHECKING-7021673 (continued)

Electronic Credits (continued)

Date	Description	Amount
09/17/2019	ACH Deposit ST OF IA-E.F.T. E.F.T. WEBSTER CITY CITY OF	\$115,949.18
09/18/2019	ACH Deposit PAYMENTECH DEPOSIT Webster City Govt	\$624.92
09/18/2019	ACH Deposit PAYMENTECH DEPOSIT Webster Service Fee	\$17.19
09/19/2019	ACH Deposit PAYMENTECH DEPOSIT Webster Service Fee	\$14.73
09/19/2019	ACH Deposit PAYMENTECH DEPOSIT Webster City Govt	\$535.37
09/20/2019	ACH Deposit Corn Belt Power AP CITY OF WEBSTER CITY	\$100,207.11
09/20/2019	ACH Deposit MARY ANNS SPECIA #38 WEBSTER CITY	\$14,104.05
09/20/2019	ACH Deposit PAYMENTECH DEPOSIT Webster City Govt	\$911.23
09/20/2019	ACH Deposit PAYMENTECH DEPOSIT Webster Service Fee	\$25.06
09/20/2019	ACH Deposit THE HANOR CO WI PAYABLES CITY OF WEBSTER CIT	\$852.47
09/20/2019	ACH Deposit Webster City UTILITY CITY OF WEBSTER CITY U	\$71,968.17
09/23/2019	ACH Deposit PAYMENTECH DEPOSIT Webster City Govt	\$1,367.47
09/23/2019	ACH Deposit PAYMENTECH DEPOSIT Webster Service Fee	\$37.61
09/24/2019	ACH Deposit PAYMENTECH DEPOSIT Webster Service Fee	\$70.65
09/24/2019	ACH Deposit PAYMENTECH DEPOSIT Webster City Govt	\$2,569.63
09/24/2019	ACH Deposit PAYMENTECH DEPOSIT Webster City Govt	\$429.48
09/24/2019	ACH Deposit PAYMENTECH DEPOSIT Webster Service Fee	\$11.82
09/25/2019	ACH Deposit Corn Belt Power AP CITY OF WEBSTER CITY	\$8,775.63
09/25/2019	ACH Deposit PAYMENTECH DEPOSIT Webster City Govt	\$1,136.41
09/25/2019	ACH Deposit PAYMENTECH DEPOSIT Webster Service Fee	\$31.26
09/26/2019	ACH Deposit PAYMENTECH DEPOSIT Webster City Govt	\$188.79
09/26/2019	ACH Deposit PAYMENTECH DEPOSIT Webster Service Fee	\$5.19
09/27/2019	ACH Deposit FAREWAY STORES ACH CITY OF WEBSTER CITY U	\$10,050.63
09/27/2019	ACH Deposit PAYMENTECH DEPOSIT Webster City Govt	\$817.37
09/27/2019	ACH Deposit PAYMENTECH DEPOSIT Webster Service Fee	\$22.47
09/27/2019	ACH Deposit ST OF IA-E.F.T. E.F.T. WEBSTER CITY CITY OF	\$71,526.21
09/30/2019	ACH Deposit FCSAMERICA FCSA AFCSA EXP CITY OF WEBSTER CI	\$2,095.95
09/30/2019	ACH Deposit PAYMENTECH DEPOSIT Webster Service Fee	\$18.56
09/30/2019	ACH Deposit PAYMENTECH DEPOSIT Webster City Govt	\$674.51



635 1st Street
Webster City, IA 50595

Statement Ending 09/30/2019

Page 6 of 42

PUBLIC FUNDS CHECKING-7021673 (continued)

Other Credits

Date	Description	Amount
09/25/2019	Check Reversal 1312 REV 8/28 DUP CHECK-NOT OUR ITEM	\$200.00

Electronic Debits

Date	Description	Amount
09/03/2019	ACH Payment PAYMENTECH FEE Webster Service Fee	\$77.39
09/03/2019	ACH Payment PAYMENTECH FEE Webster City Govt	\$372.57
09/03/2019	ACH Payment RUAN INC DIR PAY WEBSTER CITY	\$2,759.72
09/05/2019	ACH Payment Webster City PAYROLL CITY OF WEBSTER CITY	\$113,166.35
09/05/2019	ACH Payment Xpress Bill Pay BILLING Webster City	\$443.04
09/09/2019	ACH Payment IA CHILD SUPPORT CHILD SUPP CITY OF WEBSTER	\$588.44
09/09/2019	ACH Payment IA DEPT OF REV IA REV PAY WEBSTER CITY CITY	\$7,378.00
09/10/2019	ACH Payment IA DEPT OF REV IA REV PAY WEBSTER CITY CITY	\$13,218.00
09/10/2019	ACH Payment IA DEPT OF REV IA REV PAY WEBSTER CITY CITY	\$4,226.00
09/10/2019	ACH Payment IRS USATAXPYMT CITY OF WEBSTER CITY	\$35,759.66
09/19/2019	ACH Payment Webster City PAYROLL CITY OF WEBSTER CITY	\$112,664.22
09/23/2019	ACH Payment IA CHILD SUPPORT CHILD SUPP CITY OF WEBSTER	\$588.44
09/23/2019	ACH Payment IA DEPT OF REV IA REV PAY WEBSTER CITY CITY	\$7,456.00
09/23/2019	ACH Payment IPERS PAYROLL CITY OF WEBSTER CITY	\$40,237.29
09/23/2019	ACH Payment NORTH IOWA MUNIC ACH Collec Webster City	\$768,550.34
09/24/2019	ACH Payment IA DEPT OF REV IA REV PAY WEBSTER CITY CITY	\$3,582.00
09/24/2019	ACH Payment IA DEPT OF REV IA REV PAY WEBSTER CITY CITY	\$9,944.00
09/25/2019	ACH Payment IRS USATAXPYMT CITY OF WEBSTER CITY	\$35,657.00
09/25/2019	ACH Payment USDA RD RUS PAYMENT WEBSTER CITY, CITY	\$16,806.72

Other Debits

Date	Description	Amount
09/01/2019	Transfer Withdrawal To DDA XXXXXX1682	\$212.33
09/03/2019	Transfer Withdrawal To DDA XXXXXX1682	\$170,871.01
09/04/2019	Transfer Withdrawal To DDA XXXXXX1682	\$67,195.68
09/11/2019	Transfer Withdrawal To DDA XXXXXX1682	\$224,520.39
09/12/2019	Dep Item Rtn ACH Webster UTILITY GANTENBEIN, TERRY- NSF	\$101.99
09/12/2019	Transfer Withdrawal To DDA XXXXXX1682	\$2,579,260.02



635 1st Street
Webster City, IA 50595

Statement Ending 09/30/2019

Page 7 of 42

PUBLIC FUNDS CHECKING-7021673 (continued)

Other Debits (continued)

Date	Description	Amount
09/12/2019	Dep Item Ret Chrg	\$5.00
09/13/2019	Deposit Item Ret CHARGEBACK CK-CYDNEY BAKKEN-NSF	\$150.00
09/13/2019	Deposit Item Ret CHARGEBACK CK-BRIAN HUBBARD-NSF	\$150.00
09/13/2019	Transfer Withdrawal To DDA XXXXXX1682	\$354,363.81
09/13/2019	Dep Item Ret Chrg	\$10.00
09/17/2019	Deposit Item Ret CHARGE BACK CK-WANH KANNUAN-NSF	\$31.50
09/17/2019	Transfer Withdrawal To DDA XXXXXX1682	\$179,991.12
09/17/2019	Dep Item Ret Chrg	\$5.00
09/18/2019	Transfer Withdrawal To DDA XXXXXX1682	\$9,570.59
09/20/2019	Transfer Withdrawal To DDA XXXXXX1682	\$683,097.56
09/23/2019	Dep Item Rtn ACH UTILITY LYONS, EDWARD L-PAYEE DECEASED	\$163.62
09/24/2019	Transfer Withdrawal To DDA XXXXXX1682	\$20,202.78
09/27/2019	Transfer Withdrawal To DDA XXXXXX1682	\$110,117.33
09/30/2019	Transfer Withdrawal To DDA XXXXXX1682	\$14,966.32

Checks Cleared

Check Nbr	Date	Amount	Check Nbr	Date	Amount	Check Nbr	Date	Amount
1099	09/03/2019	\$42.71	1348	09/23/2019	\$166.23	1379	09/11/2019	\$24.94
1206*	09/06/2019	\$119.04	1349	09/16/2019	\$110.82	1380	09/09/2019	\$92.93
1215*	09/24/2019	\$129.90	1350	09/12/2019	\$152.33	1381	09/10/2019	\$50.00
1225*	09/03/2019	\$24.24	1351	09/17/2019	\$326.50	1382	09/10/2019	\$364.60
1226	09/03/2019	\$160.85	1352	09/18/2019	\$92.35	1383	09/10/2019	\$32.00
1231*	09/12/2019	\$132.52	1353	09/11/2019	\$135.18	1384	09/10/2019	\$165.00
1300*	09/05/2019	\$68.59	1354	09/11/2019	\$152.33	1386*	09/30/2019	\$34.30
1302*	09/06/2019	\$34.30	1355	09/25/2019	\$129.29	1387	09/26/2019	\$27.70
1303	09/03/2019	\$305.12	1356	09/18/2019	\$637.53	1389*	09/26/2019	\$46.17
1307*	09/25/2019	\$18.47	1357	09/13/2019	\$38.38	1390	09/27/2019	\$64.30
1308	09/10/2019	\$539.14	1358	09/24/2019	\$134.30	1391	09/26/2019	\$496.43
1310*	09/04/2019	\$282.59	1359	09/11/2019	\$307.23	1392	09/26/2019	\$77.16
1311	09/24/2019	\$66.50	1360	09/25/2019	\$117.10	1394*	09/25/2019	\$64.64
1313*	09/24/2019	\$132.34	1361	09/24/2019	\$58.08	1397*	09/24/2019	\$48.48
1320*	09/11/2019	\$203.32	1363*	09/11/2019	\$155.29	1401*	09/30/2019	\$117.90
1321	09/03/2019	\$70.65	1364	09/23/2019	\$64.64	1402	09/23/2019	\$484.08
1323*	09/10/2019	\$87.27	1366*	09/09/2019	\$398.65	1403	09/26/2019	\$37.87
1327*	09/12/2019	\$47.33	1368*	09/25/2019	\$38.45	1404	09/23/2019	\$49.87
1329*	09/03/2019	\$41.30	1369	09/19/2019	\$75.73	1406*	09/30/2019	\$199.60
1330	09/04/2019	\$151.07	1370	09/09/2019	\$16.82	1409*	09/23/2019	\$112.28
1335*	09/03/2019	\$351.96	1371	09/09/2019	\$70.57	1412*	09/27/2019	\$41.56
1336	09/04/2019	\$205.16	1372	09/10/2019	\$195.09	1413	09/24/2019	\$50.00
1338*	09/10/2019	\$83.11	1373	09/16/2019	\$129.29	1414	09/25/2019	\$364.60
1341*	09/04/2019	\$165.00	1374	09/11/2019	\$72.73	1415	09/24/2019	\$22,379.29
1344*	09/13/2019	\$92.35	1375	09/06/2019	\$108.10	1416	09/24/2019	\$32.00
1345	09/17/2019	\$85.74	1376	09/09/2019	\$75.52	1417	09/25/2019	\$165.00
1346	09/16/2019	\$77.16	1377	09/24/2019	\$112.12	1418	09/30/2019	\$136.52
1347	09/20/2019	\$46.17	1378	09/13/2019	\$160.85	1419	09/30/2019	\$92.35

ELECTRIC REPORT FOR THE MONTH OF SEPTEMBER 2019

(Production Month-August 2019; Billing Month (Due) - September 2019)

	<u>MONTH</u> <u>September</u>	<u>Year to</u> <u>Date 2019</u>	<u>MONTH</u> <u>September</u>	<u>Year to</u> <u>Date 2018</u>
TOTAL PURCHASED POWER K.W.	9,822,287	81,323,975	10,806,367	87,833,757
Gross K.W. Generated For Maint.	258,390	258,390	3,160	34,860
For Corn Belt	0	204,380	0	159,730
Station Power K.W.	12,640	187,158	14,444	203,183
NET K.W.TO BOARD	9,809,647	81,136,817	10,791,923	87,630,574
Billed by Clerk's Office to Customers K.W:				
Commercial Sales	2,427,881	19,617,420	2,263,535	19,741,052
Industrial Sales	3,102,944	24,228,757	3,835,749	28,941,804
Residential Sales	2,914,659	24,223,787	3,102,576	25,475,364
Sales for Resale-Wholesale	752,800	6,161,900	857,800	6,467,000
City Departments & Street Lights	388,741	3,863,194	379,617	3,856,581
KILOWATTS UNACCOUNTED	222,622	3,041,759	352,646	3,148,773
Percentage of Unaccounted for	2.27%	3.75%	3.27%	3.59%

LOAD COMPARISON	<u>2019</u>	<u>2018</u>
Peak K.W. Demand	20,842	22,284
Purchased Power	9,822,287	11,137,409
Net to Board	9,809,647	11,122,965

REMARKS:

WASTEWATER TREATMENT PLANT REPORT FOR THE MONTH OF SEPTEMBER 2019

	<u>MONTH</u> <u>September</u>	<u>Year to</u> <u>Date 2019</u>	<u>MONTH</u> <u>September</u>	<u>Year to</u> <u>Date 2018</u>	
Total gallons flow	43,015,000	498,065,000	103,166,000	590,231,000	gal
Average daily flow	1,433,833		3,438,866		gal/c
Percentage treated	100		100		%
Total gallons raw sludge	123,180	1,058,845	105,304	1,154,229	gal
Total gallons digested sludge out	0		0		gal
Total gallons sludge transferred to storage tank	102,460		92,120		gal
Total gallons supernatant returned	195,512		110,720		gal
Methane gas produced	147,000		70,475		cu.ft
Average effluent CBOD (25 mg/l aver. 40 mg/l max.)	12.1		8.6		mg/l
Number of days max. limit was exceeded	0		0		da
Average % removal	95.1		94		%
Average effluent suspended solids (30 mg/l aver. 45 mg/l max.)	9.22		9.6		mg/l
Number of days max. limit was exceeded	0		0		da
Average percent removal	95.8		96.6		%
Average effluent ammonia nitrogen "Sept" (1.5 mg/l average, 16.5 mg/l max. limitation)	5.97		<1		mg/l
Number of days max. limit was exceeded	0		0		da

WATER PLANT REPORT FOR THE MONTH OF SEPTEMBER 2019

(Production Month-August 2019 Billing Month (Due) - September 2019)

	MONTH September	Year to Date 2019	MONTH September	Year to Date 2018
Total Gallons Pumped from Wells	26,085,000	211,672,000	23,873,000	205,835,000
Average Gallons Pumped	(869,500)		(795,766)	
Gallons for Sludge	56,400	451,200	63,450	528,750
Total Gallons to Water Plant	26,028,600	211,220,800	23,809,550	205,306,250
Gallons to Distribution System From From Water Plant (Effluent reading)	27,835,000	234,725,000	26,070,000	226,743,000
TOTAL TO SYSTEM - CUBIC FEET	3,720,998	31,378,166	3,485,052	30,311,128
Billed by Clerk's Office to Customers Cubic Feet	2,767,200	21,282,900	2,542,000	21,779,300
Billed by City Departments Cubic Feet	118,700	1,322,800	150,800	1,442,700
Used by City Departments, but not billed-estimated Cubic Feet				
Fire	0	0	0	0
Meter	0	0	0	0
Sew. Disp.	0	0	0	0
Street,Water,SewerDistribution,Line est (main breaks,hydrant flush,sewer, valve rpr,w.tower, line dept	5,989	543,232	1,624	587,121
Water Plant filter backwash	127,050	1,143,450	127,050	1,143,450
Ground storage tank loss				
Recreation-Drink.Fount.	4,400	22,441	4,400	22,441
Cemetery	400	2,000	400	2,000
Change in Distribution System	0	0	0	0
Used by Contractor	0	0	0	0
CUBIC FEET UNACCOUNTED FOR	697,259	7,061,343	658,778	5,334,116
Percentage of Unaccounted for	18.74%	22.50%	18.90%	17.60%

NOTE: 24 loads of lime sludge
hauled to farm ground

NOTE: 27 loads of lime sludge
hauled to farm ground

REMARKS:

**CITY OF WEBSTER CITY, IOWA - UTILITY REPORT
ELECTRIC UTILITY PURCHASES & SALES - 2019**

Purch. Power Period	Billing Month (Due)	Month Purch. Power kWh	Pur Pwr less Sta Pwr = Net to Board kWh	Month Billed kWh less Sta Pwr	Col D Net to Board less Col E Mo billed Mo Unaccountec For	Month Unaccounted For %	Yr To Date Purch. Power less sta pwr kWh	Yr To Date Billed & SPwr kWh	Yr To Date Unaccounted kWh	Yr To Date Unaccounted For %
Dec	Jan 2019	8,978,604	8,948,106	8,463,814	484,292	5.41%	8,948,106	8,463,814	484,292	5.41%
Jan	Feb 2019	9,439,188	9,406,644	9,467,172	(60,528)	-0.64%	18,354,750	17,930,986	423,764	2.31%
Feb	Mar 2019	8,609,317	8,574,885	8,109,408	465,477	5.43%	26,929,635	26,040,394	889,241	3.30%
Mar	Apr 2019	8,702,571	8,679,180	7,796,609	882,571	10.17%	35,608,815	33,837,003	1,771,812	4.98%
Apr	May 2019	7,704,343	7,689,734	7,390,830	298,904	3.89%	43,298,549	41,227,833	2,070,716	4.78%
May	Jun 2019	8,016,769	8,002,697	8,167,871	(165,174)	-2.06%	51,301,246	49,395,704	1,905,542	3.71%
Jun	July 2019	9,052,207	9,041,299	8,816,636	224,663	2.48%	60,342,545	58,212,340	2,130,205	3.53%
July	Aug 2019	10,998,689	10,984,625	10,295,693	688,932	6.27%	71,327,170	68,508,033	2,819,137	3.95%
Aug	Sept 2019	9,822,287	9,809,647	9,587,025	222,622	2.27%	81,136,817	78,095,058	3,041,759	3.75%
Sep	Oct 2019									
Oct	Nov 2019									
Nov	Dec 2019									
TOTALS		81,323,975	81,136,817	78,095,058	3,041,759					

Billings						Station	Billed & Sta. Pwr	Previous Year
By Type of			City Depts &			Power-N/C	Total	Bill&Sta.Pwr Tot
Serv-kWh	Commercial	Industrial	Street Lights	Residential	Wholesale			
Jan 2019	2,061,773	2,489,565	508,600	2,689,276	714,600	30,498	8,494,312	9,819,207
Feb 2019	2,520,056	2,577,779	525,967	3,106,070	737,300	32,544	9,499,716	9,391,375
Mar 2019	2,035,774	2,300,346	445,301	2,628,097	699,900	34,432	8,143,850	8,197,721
Apr 2019	1,987,104	2,575,765	453,227	2,133,813	646,700	23,391	7,820,000	9,073,706
May 2019	1,918,844	2,626,783	375,265	1,926,538	543,400	14,609	7,405,439	7,417,238
Jun 2019	2,083,098	2,836,749	414,852	2,218,972	614,200	14,072	8,181,943	9,857,310
July 2019	2,100,289	2,665,081	357,749	3,040,817	652,700	10,908	8,827,544	9,734,648
Aug 2019	2,482,601	3,053,745	393,492	3,565,555	800,300	14,064	10,309,757	10,740,058
Sep 2019	2,427,881	3,102,944	388,741	2,914,659	752,800	12,640	9,599,665	10,453,721
Oct 2019								
Nov 2019								
Dec 2019								
TOTALS	19,617,420	24,228,757	3,863,194	24,223,797	6,161,900	187,158	78,282,226	84,684,984

BILLING AMOUNT	Commercial Sales	Industrial Sales	City Depts. & St. Light Sales	Residential Sales	Wholesale Sales	Station Power	TOTAL SALES	PREVIOUS YEAR
Jan 2019	\$242,325.53	\$245,835.22	\$52,230.85	\$347,822.31	\$69,757.27	N/C	\$957,971.18	\$1,011,484.84
Feb 2019	\$285,353.99	\$208,653.74	\$53,731.58	\$386,393.42	\$73,227.80	N/C	\$1,007,360.53	\$966,180.44
Mar 2019	\$239,840.39	\$184,550.29	\$46,367.62	\$342,469.71	\$69,024.66	N/C	\$882,252.67	\$901,486.25
Apr 2019	\$236,014.67	\$231,361.10	\$46,401.73	\$296,698.58	\$64,875.31	N/C	\$875,351.39	\$936,318.83
May 2019	\$229,804.96	\$249,123.00	\$40,947.02	\$276,860.58	\$55,213.17	N/C	\$851,948.73	\$844,962.49
Jun 2019	\$245,102.84	\$246,169.89	\$43,033.79	\$304,368.14	\$62,202.34	N/C	\$900,877.00	\$977,639.64
July 2019	\$246,685.44	\$201,975.56	\$38,994.21	\$381,439.34	\$71,039.74	N/C	\$940,134.29	\$1,003,018.71
Aug 2019	\$284,708.59	\$250,479.55	\$42,636.66	\$433,357.09	\$78,493.71	N/C	\$1,089,675.60	\$1,113,196.30
Sep 2019	\$279,634.24	\$277,042.25	\$41,708.81	\$371,816.82	\$71,150.63	N/C	\$1,041,352.75	\$1,073,376.69
Oct 2019								
Nov 2019								
Dec 2019								
TOTALS		\$2,289,470.65	\$2,095,190.60	\$406,052.27	\$3,141,225.99	\$614,984.63	\$8,546,924.14	\$8,827,664.19

Number of Customers	Commercial	Industrial	City Depts & St. Lights	Residential	Wholesale	Total	Previous Year
Jan 2019	510	8	45	3,843	3	4,409	4,401
Feb 2019	512	8	45	3,842	3	4,410	4,405
Mar 2019	515	8	44	3,834	3	4,404	4,421
Apr 2019	519	8	48	3,859	3	4,437	4,414
May 2019	522	8	48	3,847	3	4,428	4,412
Jun 2019	517	8	48	3,858	3	4,434	4,420
July 2019	519	8	48	3,859	3	4,437	4,399
Aug 2019	519	8	48	3,857	3	4,435	4,425
Sep 2019	522	8	49	3,843	3	4,425	4,402
Oct 2019							
Nov 2019							
Dec 2019							

WATER UTILITY PRODUCTION SALES & USAGE 2019

Prod Mo.	Billing Month (Due)	Month to Distribution System C/F	Month Billed & Unbilled Usage C/F	Month Unaccounted For C/F	Month Unaccounted For %	Yr to Date To Distribution System C/F	Yr to Date Billed & Unbilled C/F	Yr To Date Unaccounted For C/F	Yr To Date Unaccounted For %
Dec	Jan 2019	3,021,849	2,791,049	230,800	7.64%	3,021,849	2,791,049	230,800	7.64%
Jan	Feb 2019	3,104,330	2,463,210	641,120	20.65%	6,126,178	5,254,259	871,919	14.23%
Feb	Mar 2019	3,083,877	2,187,918	895,959	29.05%	9,210,055	7,442,177	1,767,878	19.20%
Mar	Apr 2019	3,700,545	2,598,188	1,102,357	29.79%	12,910,600	10,040,365	2,870,235	22.23%
Apr	May 2019	3,491,335	2,536,586	954,749	27.35%	16,401,935	12,576,951	3,824,984	23.32%
May	Jun 2019	3,699,342	2,979,873	719,469	19.45%	20,101,277	15,556,824	4,544,453	22.61%
June	July 2019	3,775,540	2,757,309	1,018,231	26.97%	23,876,816	18,314,133	5,562,683	23.30%
July	Aug 2019	3,780,352	2,978,951	801,401	21.20%	27,657,168	21,293,084	6,364,084	23.01%
Aug	Sep 2019	3,720,998	3,023,739	697,259	18.74%	31,378,166	24,316,823	7,061,343	22.50%
Sep	Oct 2019								
Oct	Nov 2019								
Nov	Dec 2019								

TOTALS 31,378,168 24,316,823 7,061,345

Billings & Usage By Type of Service-C/F		Used by City Dep. i.e. water breaks flush, etc. Not metered				Previous Year		Previous Year Produced
		Commercial	Industrial	City Depts.	Residential	Total		
Jan 2019	541,700	452,600	73,200	1,365,900	357,649	2,791,049	3,134,469	3,030,939
Feb 2019	651,100	333,300	70,200	1,253,300	155,310	2,463,210	2,567,918	3,507,243
Mar 2019	566,700	295,900	80,200	1,104,700	140,418	2,187,918	2,466,917	3,123,847
Apr 2019	677,100	386,400	179,800	1,154,600	200,288	2,598,188	2,594,563	3,294,423
May 2019	683,400	344,900	149,200	1,221,100	137,986	2,536,586	2,560,676	3,174,378
Jun 2019	784,900	355,700	306,200	1,289,800	243,273	2,979,873	3,219,534	3,741,585
July 2019	749,600	401,200	145,500	1,260,100	200,909	2,757,309	2,546,580	3,375,300
Aug 2019	835,900	458,600	199,800	1,347,200	137,451	2,978,951	3,060,081	3,578,361
Sep 2019	901,600	465,900	118,700	1,399,700	137,839	3,023,739	2,826,274	3,485,052
Oct 2019								
Nov 2019								
Dec 2019								

TOTALS 6,392,000 3,494,500 1,322,800 11,396,400 1,711,123 24,316,823 24,977,012 30,311,128

BILLING AMOUNT	Commercial Sales	Industrial Sales	City Depts. Sales	Residential Sales	City Depts Not Sold	TOTAL SALES	PREVIOUS YEAR
Jan 2019	\$27,238.25	\$15,342.92	\$2,564.94	\$99,869.72	N/C	\$145,015.83	\$ 151,197.92
Feb 2019	\$31,002.74	\$11,679.51	\$2,875.24	\$95,756.75	N/C	\$141,314.24	\$ 144,442.24
Mar 2019	\$27,932.15	\$10,507.03	\$3,159.44	\$87,666.72	N/C	\$129,265.34	\$ 135,666.35
Apr 2019	\$31,910.48	\$13,249.08	\$6,239.57	\$90,429.12	N/C	\$141,828.25	\$ 144,031.14
May 2019	\$32,339.58	\$11,984.63	\$5,378.97	\$94,313.00	N/C	\$144,016.18	\$ 144,722.62
Jun 2019	\$35,880.29	\$12,353.99	\$10,403.54	\$97,700.26	N/C	\$156,338.08	\$ 169,938.02
July 2019	\$34,533.61	\$13,762.54	\$5,397.75	\$95,838.05	N/C	\$149,531.95	\$ 143,009.58
Aug 2019	\$37,217.43	\$15,548.82	\$7,166.46	\$100,566.49	N/C	\$160,499.20	\$ 163,081.32
Sep 2019	\$39,814.08	\$15,786.13	\$4,560.99	\$102,998.83	N/C	\$163,160.03	\$ 154,709.77
Oct 2019							
Nov 2019							
Dec 2019							


TOTALS \$297,868.61 \$120,214.65 \$47,746.90 \$865,138.94 \$1,330,969.10 \$1,350,798.96

Number of Customers	Commercial	Industrial	City Depts.	Residential	Previous Year
Jan 2019	341	8	14	3,137	3,500
Feb 2019	344	8	13	3,138	3,503
Mar 2019	341	8	13	3,129	3,491
Apr 2019	349	8	16	3,146	3,519
May 2019	348	8	17	3,148	3,521
Jun 2019	343	8	17	3,151	3,519
July 2019	347	8	17	3,181	3,553
Aug 2019	347	8	17	3,199	3,571
Sept 2019	346	8	17	3,177	3,548
Oct 2019					
Nov 2019					
Dec 2019					

INSPECTION DEPARTMENT
SEPT. 2019

NUMBER OF PERMITS	TYPES OF UNITS	VALUATION	FEE
	Single Family		
	Duplex		
	Multi-Family		
1	Commercial Building	\$ 31,000.00	\$ 643.60
	Industrial Building		
	Residential Garages		
1	Accessory Building shed	\$ 4,500.00	\$ 180.50
	Swimming Pools		
1	Sign		\$ 35.00
	Other		
11	Zoning Permit Only Fence, Roof		\$ 690.00
ALTERATIONS AND ADDITIONS			
1	To Dwellings	\$ 4,000.00	\$ 180.50
	To Commercial Buildings		
	To Industrial Buildings		
	To Public Institutions		
15		\$ 39,500.00	\$ 1,729.60

PERMITS ISSUED	THIS MONTH	LAST MONTH	SAME MONTH LAST YEAR	THIS FISCAL YTD	LAST FYTD	CALENDAR YTD
BUILDING	15	12	9	47	70	102
VALUATION	\$ 39,500.00	\$ 4,975.00	\$ 17,050.00	\$ 378,250.00	\$ 4,905,350.00	\$ 1,457,701.00
FEE	\$ 1,729.60	\$ 1,648.70	\$ 881.00	\$ 8,724.05	\$ 38,050.50	\$ 23,488.65
ELECTRICAL	10	7	7	21	17	47
FEE	\$ 1,284.00	\$ 1,109.00	\$ 604.00	\$ 2,872.00	\$ 9,135.00	\$ 18,673.50
PLUMBING	10	11	7	32	22	86
FEE	\$ 985.00	\$ 284.00	\$ 483.00	\$ 4,735.00	\$ 2,781.00	\$ 6,521.00
MECHANICAL	9	5	5	23	22	53
FEE	\$ 351.00	\$ 128.00	\$ 272.00	\$ 705.00	\$ 863.00	\$ 1,673.00
EXCAVATION	1	5	1	8	6	17
FEE	\$ 28.00	\$ 2,128.00	\$ 28.00	\$ 2,212.00	\$ 84.00	\$ 2,463.00
MOVING						
FEE						
FLOODPLAIN						
FEE						
WATER CONNECT					1	
FEE					\$ 3,750.00	
ENTRANCE	3	2	0	7	7	17
FEE	\$ 84.00	\$ 56.00	\$ -	\$ 196.00	\$ -	\$ 477.00
DEMOLITION	6	8	15	23	56	54
FEE	\$ 138.00	\$ 193.00		\$ 538.00	\$ -	\$ 1,251.00
ENCROACHMENT		6	2	8	7	14
FEE		\$ 480.00	\$ 130.00	\$ 1,732.00	\$ 4,410.00	\$ 1,992.50
TOTAL FEES	\$ 4,599.60	\$ 6,026.70	\$ 2,398.00	\$ 21,714.55	\$ 59,073.50	\$ 56,539.65
NUMBER OF INSPECTIONS:						
BUILDING	47	20	36	67	125	79
ELECTRICAL	0	0	13	0	23	10
PLUMBING	33	10	14	43	32	76
MECH	2	4	6	6	21	39
MISC.	33	32	28	130	142	182
TOTAL:	115	66	97	246	87	386

DAILY FIELD LOG INSPECTION DEPARTMENT
INSPECTOR:


DATE	TIME		REASON	ACTIVITY	FINDING	ACTION	REASON:
9/3/2019	10:02 AM	1 827 Lewis Drive Final Inspection	1	13(e)	31	47	01 Routine Inspection 02 Complaint Inspection
9/3/2019	11:05 AM	2 825 Crestview Drive Took Measurements of Fence	3	13	30	47	03 Routine re-Inspection 04 Complaint Re-Insp.
9/3/2019	4:07 PM	3 911 Walnut Street Basement Bathroom	1	11(b)	30	40	05 Permit Research
9/4/2019	11:06 AM	4 915 High Street Site Visit	4	21	27	47	ACTIVITY: 10 Mechanical 11 Plumbing
9/4/2019	11:49 AM	5 1041 Second Street Inspection on Concrete work	1	14	30	40	a. Service-Sewer-Water b. Rough In
9/4/2019	12:42 PM	6 613 Second Street Pre-Inspection Fire Main Line	3	11(a)	30	40	c. Under Slab d. Final
9/4/2019	3:58 PM	7 1310 First Street Question on Fence	4	22	36	47	12 Electrical a. Service
9/4/2019	4:27 PM	8 1220 E. Second Street Trailer Park Lot # (Pillars)	1	13(a)	30	40	b. Rough In c. Final
9/5/2019	9:59 AM	9 1403 Superior Street (Dairy Queen) Update Pictures	4	21	31	41	13 Building a. Zoning
9/5/2019	10:07 AM	10 610 N White Fox Road Site Survey (Per-Build)	5	13(a)	33	40	b. Footing c. Framing
9/5/2019	10:50 AM	11 1301 James Street Plumbing Ruff-In Inspection (Passed)	1	11(b)	30	40	d. Sheet Rock e. Final
9/5/2019	11:08 AM	12 1029 First Street Noxious Weeds Sent Letter (Weeds)	4	21	31	47	14 Entrance 15 Demolition
9/5/2019	11:12 AM	13 1026 First Street Noxious Weeds Sent Letter (Weeds)	4	21	31	47	16 Moving 17 Excavation
9/5/2019	12:44 PM	14 1220 E. Second Street Trailer Park Lot # (Pillars)	1	13(a)	30	40	18 Mobile Home 19 Sign
9/5/2019	1:00 PM	15 1229 Elm Street Re-Visit Junk Vehicles (Sit Not Compliant)	4	28	32	47	20 Unsafe Building 21 Property Maintenance
9/5/2019	2:47 PM	16 1100 Woolsey Avenue Concrete Entrance Pre-Inspection	1	14	33	40	22 Other
9/6/2019	10:21 AM	17 810 Seneca Street Remodel (Canopies)	4	13/21	30/33	40	NUISANCE: 26 Weeds or Grass 27 Rubbish &/or Debris
9/6/2019	2:04 PM	18 1110 Union Street Install Hot Water Heater (Passed)	1	11(d)	30	40	28 Other
9/6/2019	2:35 PM	19 2135 Edgewood Drive Quick Walk Throw	3	13(d)	30	40	FINDINGS: 30 Satisfactory 31 Unsatisfactory
9/6/2019	2:51 PM	20 705 Oakwood Drive New Conts. Permitted (First Inspection)	3	13(c)	30	40	32 Continued Unsatisfactory 33 Permit Needed
9/6/2019	3:08 PM	21 2504 Delaware Drive Quick Walk Throw (Floor)	3	13	30	40	34 City Not Involved 35 Not Home
9/6/2019	3:19 PM	22 815 Lewis Drive Sump Pump (Passed)	1	11	30	40	36 Other
9/6/2019	3:29 PM	23 827 Lewis Drive Clean-Up & Re-Final-Inspection	1	13(e)	31	40	ACTION: 40 No Cause for Action 41 Abatement
9/6/2019	3:41 PM	24 1700 Superior Street Foots & Retaining Wall	3	13	30	40	42 Condemnation 43 Demolition
9/9/2019	4:09 PM	25 Elvis Cemetery Septic tank (Site Visit)	1	11(a)	30	47	44 Vacate Order Issued 45 Office Hearing
9/10/2019	10:57 AM	26 823 Crestview Drive Site Visit (Send Letter)	4	21	31	47	46 Show Cause Action 47 Other

Red Triangle refers to a Comment in that event. See: shared (\\MASTER); Zoning Inspection; Cory S; Daily Field Log 2019; Look Up Month // Date(s)


Approved: 08/14/2019 By: CLS

DAILY FIELD LOG INSPECTION DEPARTMENT
INSPECTOR:


DATE	TIME		REASON	ACTIVITY	FINDING	ACTION	REASON:
9/10/2019	11:20 AM	1 827 Lewis Drive	1	13(e)	30	40	01 Routine Inspection
		Re-Final-Inspection (Passed)(Cert. Occupancy)					
9/10/2019	1:01 PM	2 D&P LTS 8-11 & SPT Lot 15, BLK 111	4	27	32	47	02 Complaint Inspection
		Concrete debris (Made Phone Call)					
9/10/2019	2:24 PM	3 1220 E Second Street	1	11(a)	30	40	03 Routine re-Inspection
		Installing (Moved) Shut-Offs					
9/10/2019	3:03 PM	4 1320 Elm Street	4	27	31	47	04 Complaint Re-Insp.
		Junk in Yard (Send Letter)(Follow Up D.B.I.)					
9/10/2019	3:09 PM	5 1100 Woolsey Avenue	1	22	30	47	05 Permit Research
		Concrete Driveway					
9/10/2019	3:19 PM	6 1425 Second Street	5	11(a)	33	47	ACTIVITY:
		Pre-Inspection for water turn on					
9/10/2019	3:47 PM	7 1605 Des Moines Street	2	15	33	47	10 Mechanical
		Complaint Roofing (Permit Pulled)					
9/10/2019	4:00 PM	8 1620 Superior Street	1	13(b)	30	47	11 Plumbing
		Steel & Footing for steps and handicap ramp					
9/11/2019	3:44 PM	9 1041 Second Street	1	13(c)	31	47	a. Service-Sewer-Water
		Site Visit (Completed wall framing)					
9/11/2019	4:06 PM	10 624 Second Street	4	21	30	47	b. Rough In
		D. B. Inspection					
9/12/2019	8:30 AM	11 215 E. 7th Street, Room 125, Des Moines, IA	X	X	X	X	c. Under Slab
		IABO (Iowa Association Building Officials)					
9/12/2019	2:45 PM	12 610 Hillcrest Drive	1	11(d)	30	40	d. Final
		S-Pump into SS Line (Passed)					
9/13/2019	1:02 PM	13 2135 Edgewood Drive	1	11(d)	30	47	12 Electrical
		Final First Floor Plumbing					
9/13/2019	2:07 PM	14 2504 Delaware Drive	1	13	30	47	a. Service
		Site Visit (Tile and Trim-Out)					
9/13/2019	2:14 PM	15 705 Oakwood Drive	1	13(c)	30	47	b. Rough In
		Site Visit (No Progress Made)					
9/13/2019	2:29 PM	16 1041 Second Street	1	13(c)	30	47	c. Final
		Site Visit (Fixing Window Framing)					
9/13/2019	2:50 PM	17 411 Broadway Street	5	11	30	47	13 Building
		Site Visit (Excavation-Drainage)					
9/13/2019	3:08 PM	18 411 Prospect Street	4	28	30	47	a. Zoning
		Per-Inspection (Abated Property clean-up)					
9/16/2019	11:48 AM	19 505 Second Street (Bank)	1	11(a)	30	40	b. Footing
		Cap Off (1st Lot) Old Water Line					
9/16/2019	12:01 PM	20 2135 Edgewood Drive	1	11(a)	34	47	c. Framing
		Dave Called About water main					
9/16/2019	1:53 PM	21 505 Second Street (Bank)	1	11(a)	30	40	d. Sheet Rock
		Cap Off (2nd Lot) Old Water Line (No Line)					
9/16/2019	2:02 PM	22 1403 Superior Street	4	28	31	47	e. Final
		Site Visit (Took Photo)					
9/16/2019	2:09 PM	23 1301 James Street	1	13	30	47	14 Entrance
		Site Visit (Slab to grade foundation)					
9/16/2019	2:16 PM	24 312 W Curve Drive	1	11(a)	30	40	15 Demolition
		Sump Pump Inspection					
9/16/2019	2:51 PM	25 1532 First Street	1	13(c)	30	47	16 Moving
		Framing of Garage Walls					
9/16/2019	3:06 PM	26 1612 Sunset Drive	5	13(a)	31	47	17 Excavation
		Fence (No Permit)(Send Letter)					

Red Triangle refers to a Comment in that event. See: shared (\\MASTER); Zoning Inspection; Cory S; Daily Field Log 2019; Look Up Month // Date(s)

Approved: 08/14/2019 By: CLS

DAILY FIELD LOG INSPECTION DEPARTMENT
INSPECTOR:


DATE	TIME		REASON	ACTIVITY	FINDING	ACTION	REASON:
9/16/2019	3:23 PM	1 808 South Street Fence (Completed)	1	13(e)	30	40	01 Routine Inspection 02 Complaint Inspection
9/16/2019	3:36 PM	2 1308 Walnut Street Entrance (Completed)	1	13(e)	30	40	03 Routine re-Inspection 04 Complaint Re-Insp.
9/16/2019	3:51 PM	3 1220 E Secind Street Installing (Moved) Shut-Offs	1	11(a)	30	40	05 Permit Research
9/16/2019	4:04 PM	4 200 E Second Street Noxious Weeds Complaint (Letter Sent)	2	26	31	47	ACTIVITY: 10 Mechanical 11 Plumbing
9/16/2019	4:22 PM	5 505 Second Street (Bank) Capping the Corpse (2 or 3)	1	11(a)	30	40	a. Service-Sewer-Water b. Rough In
9/17/2019	9:41 AM	6 505 Second Street (Bank) capping the Corpse (3 or 3)	1	11(a)	30	40	c. Under Slab d. Final
9/17/2019	10:54 AM	7 1620 Superior Street ADA Handicap Ramp Steel & Footings	1	13(b)	30	40	12 Electrical a. Service
9/17/2019	11:21 AM	8 1113 Hamilton Road Complaint (Sewer Smell)	4	28	31	47	b. Rough In c. Final
9/17/2019	11:38 AM	9 1104 Union Street Furnace (New)(Passed)	1	10	30	40	13 Building a. Zoning
9/17/2019	11:48 AM	10 716 Prospect Street Sump Pump (No Pump)(Passed)	1	11(a)	30	40	b. Footing c. Framing
9/17/2019	2:16 PM	11 1025 E Second Street Water Well (DNR)	5	15	34	40	d. Sheet Rock e. Final
9/17/2019	2:25 PM	12 1029 Division Street Re-Inspection Noxious Weeds Complaint	3	26	30	40	14 Entrance 15 Demolition
9/17/2019	2:32 PM	13 1610 Collins Street Schecking on One-Call Sewer Line	5	11(a)	34	40	16 Moving 17 Excavation
9/17/2019	2:36 PM	14 1404 Collins Street D. B. Inspection (Checking on Permit)	5	11(a)	30	40	18 Mobile Home 19 Sign
9/17/2019	2:56 PM	15 1321 Walnut Street Fence (Not Started)	5	13(a)	33	40	20 Unsafe Building 21 Property Maintenance
9/17/2019	3:09 PM	16 2213 Rodlyn Road Concrete Work (No Permit)(Not Started)	5	13(a)	33?	40	22 Other
9/17/2019	3:21 PM	17 1136 Bank Street Demo of Building	1	15	30	40	NUISANCE: 26 Weeds or Grass 27 Rubbish &/or Debris
9/17/2019	3:27 PM	18 807 South Street Fence (Completed)	1	13(a)	30	40	28 Other
9/17/2019	3:36 PM	19 1305 Walnut Street Fence (Completed)	1	13(a)	30	40	FINDINGS: 30 Satisfactory 31 Unsatisfactory
9/17/2019	3:42 PM	20 1125 Betsy Lain Fence (No Permit)(Completed)(Send Letter)	5	13(a)	31	47	32 Continued Unsatisfactory 33 Permit Needed
9/17/2019	3:55 PM	21 927 Division Street Fence (No Permit)(Completed)(Send Letter)	5	13(a)	31	47	34 City Not Involved 35 Not Home
9/17/2019	4:03 PM	22 1328 Second Street Fence (No Permit)(Completed)(Send Letter)	5	13(a)	31	47	36 Other
9/18/2019	4:00 PM	23 726 Second Street Site Visit for a Canopy Question	5	13(a)	30	47	ACTION: 40 No Cause for Action 41 Abatement
9/18/2019	10:13 AM	24 1724 Superior Street Per Permit Accessory Blding	5	13(a)	30	47	42 Condemnation 43 Demolition
9/19/2019	11:30 AM	25 911 Walnut Street Plumbing Inspection (Basement)	3	11(c)	30	40	44 Vacate Order Issued 45 Office Hearing
9/19/2019	3:06 PM	26 514 1/2 Walnut Street Complaint (Garbage in Yard)(Sent Letter)	4	27	31	47	46 Show Cause Action 47 Other

Red Triangle refers to a Comment in that event. See: shared (\\MASTER); Zoning Inspection; Cory S; Daily Field Log 2019; Look Up Month // Date(s)


Approved: 08/14/2019 By: CLS

DAILY FIELD LOG INSPECTION DEPARTMENT
INSPECTOR: Cory S. Simpson

DATE	TIME		REASON	ACTIVITY	FINDING	ACTION	REASON:
9/19/2019	3:40 PM	1 1501 Superior Street Addition (Started)	1	13(a)	30	40	01 Routine Inspection 02 Complaint Inspection
9/19/2019	3:49 PM	2 730 Webster Street Complaint (Noise & Junk Vehicles)	2	28	34	40	03 Routine re-Inspection 04 Complaint Re-Insp.
9/19/2019	4:10 PM	3 1220 E Second Street Site Visit (New Trailer)	1	13(a)	30	40	05 Permit Research ACTIVITY:
9/20/2019	2:07 PM	4 1441 First Street Site Visit (Footings for Steps)	5	13(b)	30	47	10 Mechanical 11 Plumbing
9/20/2019	2:34 PM	5 1217 Betsy Ln. Sump Pump (Passed)	1	11(a)	30	40	a. Service-Sewer-Water b. Rough In
9/20/2019	2:52 PM	6 808 Southfield Drive Sump Pump (Passed)	1	11(a)	30	40	c. Under Slab d. Final
9/20/2019	3:01 PM	7 2504 Delaware Drive Site Visit (Routine)	3	13	30	40	12 Electrical a. Service
9/20/2019	4:03 PM	8 Fuel Truck Mils. 8088 Gals. 18.7	n.a	n.a	30	40	b. Rough In c. Final
9/20/2019	4:13 PM	9 345 Fair Meadow Drive Complaint (Landscaping)	2	21	34	40	13 Building a. Zoning
9/23/2019	11:26 AM	10 505 Second St. (Bank) Bump Outs, Sculpture location (OKAY)	2	22	30	40	b. Footing c. Framing
9/23/2019	12:07 PM	11 1217 Division Street ADA Ramp Question/Permit	5	13(a)	34	40	d. Sheet Rock e. Final
9/24/2019	4:17 PM	12 930 Bank Street Reapply for permit (Complaint)(Sent Letter)	2	13	31	47	14 Entrance 15 Demolition
9/24/2019	4:32 PM	13 1000 Ohio Street (Graceland Cemetery) Tapping Into Main Sewer Line (Final)	1	11(d)	30	40	16 Moving 17 Excavation
9/24/2019	4:43 PM	14 1120 Elm Street D.B.Inspection (Check on Permit)	5	13(a)	36	47	18 Mobile Home 19 Sign
9/24/2019	4:48 PM	15 1133 Diviaion Street Deck (No Permit)(Sent Letter)	5	13(a)	36	47	20 Unsafe Building 21 Property Maintenance
9/25/2019	8:28 AM	16 505 Second St. (Bank) Fire System Test (Passed)	1	11(d)	30	40	22 Other NUISANCE:
9/25/2019	10:46 AM	17 716 Prospect Street Water Line Pre-Inspection (Service Line)	5	11(a)	30	40	26 Weeds or Grass 27 Rubbish &/or Debris
9/25/2019	11:07 AM	18 107 Parkview Drive Discharge Line (Not Started Yet)	5	11(a)	34	40	28 Other FINDINGS:
9/25/2019	11:25 AM	19 1610 Collins Street (Shashi Station) Pre-Inspection Fire System	1	22	30	40	30 Satisfactory 31 Unsatisfactory
9/25/2019	11:51 AM	20 1508 College Street Removing Concrete (No Work Started Yet)	5	22	30	40	32 Continued Unsatisfactory 33 Permit Needed
9/25/2019	12:01 PM	21 1305 Locust Street Furnice Installed (No Permit Pulled)	1	10	30	40	34 City Not Involved 35 Not Home
9/25/2019	1:51 PM	22 1503 Second Street Sump Pump (Passed)	1	11(d)	30	40	36 Other ACTION:
9/25/2019	2:07 PM	23 203 Commerce Drive Garage Add-On Zoning Inspection	5	13(a)	30	40	40 No Cause for Action 41 Abatement
9/25/2019	2:37 PM	24 2003 Beach Street Water Heater (Passed)	1	11(d)	30	40	42 Condemnation 43 Demolition
9/25/2019	2:47 PM	25 1309 River Street Complaint (50-111. R-3)	2	22	31	47	44 Vacate Order Issued 45 Office Hearing
9/26/2019	9:00 AM	26 130 Bicentennial Court Water Heater (Passed)	1	11(d)	30	40	46 Show Cause Action 47 Other

Red Triangle refers to a Comment in that event. See: shared (\\MASTER); Zoning Inspection; Cory S; Daily Field Log 2019; Look Up Month // Date(s)

Approved: 08/14/2019 By: CLS

DAILY FIELD LOG INSPECTION DEPARTMENT
INSPECTOR:


DATE	TIME		REASON	ACTIVITY	FINDING	ACTION	REASON:
9/26/2019	9:12 AM	1 1620 Superior Street (Wolfe Eye Care) ADA Handicap Ramp	1	13	30	40	01 Routine Inspection 02 Complaint Inspection
9/26/2019	9:21 AM	2 1425 Second Street Complaint (No Permit)	2	13-Dec	31	47	03 Routine re-Inspection 04 Complaint Re-Insp.
9/27/2019	9:45 AM	2402 Rodlyn Road Fence (IA1Call) Pre-Inspection	5	13	30	40	05 Permit Research ACTIVITY:
9/27/2019	10:09 AM	4 206 Broadway Street Water Heat and HVAC	1	11-Oct	30	40	10 Mechanical 11 Plumbing
9/27/2019	1:51 PM	5 810 Seneca Street Canopy Rremodel)	1	13(e)	30	40	a. Service-Sewer-Water b. Rough In
9/27/2019	1:55 PM	6 846 First Street Complaint (Junk in Yard)(Send Letter)	2	27	31	41	c. Under Slab d. Final
9/27/2019	2:22 PM	7 1202 Willson Avenue (Send Letter) Site Visit (NO Permit)(Send Letter)	5	13	31	47	12 Electrical a. Service
9/30/2019	10:00 AM	8 819 Bank Street Shut Off @ Main (Water & Sewer)(w/Demo)	1	11(a)	30	40	b. Rough In c. Final
9/30/2019	10:09 AM	9 1120 Elm Street Final Inspection (Passed)	1	13(e)	30	40	13 Building a. Zoning
9/30/2019	11:39 AM	10 110 E Second Street Framing Inspection (Passed)	1	13(b)	30	40	b. Footing c. Framing
9/30/2019	1:55 PM	11 1440 E Second Street Questions on Community/Shared Kitchen	5	10	30	40	d. Sheet Rock e. Final
		12					14 Entrance
		13					15 Demolition
		14					16 Moving
		15					17 Excavation
		16					18 Mobile Home
		17					19 Sign
		18					20 Unsafe Building
		19					21 Property Maintenance
		20					22 Other
		21					NUISANCE:
		22					26 Weeds or Grass
		23					27 Rubbish &/or Debris
		24					28 Other
		25					FINDINGS:
		26					30 Satisfactory
							31 Unsatisfactory
							32 Continued Unsatisfactory
							33 Permit Needed
							34 City Not Involved
							35 Not Home
							36 Other
							ACTION:
							40 No Cause for Action
							41 Abatement
							42 Condemnation
							43 Demolition
							44 Vacate Order Issued
							45 Office Hearing
							46 Show Cause Action
							47 Other

Red Triangle refers to a Comment in that event. See: shared (\\MASTER); Zoning Inspection; Cory S; Daily Field Log 2019; Look Up Month // Date(s)

Approved: 08/14/2019 By: CLS



Webster City Police Department

Monthly Activity Report

September 1-30, 2019

Description	Number	Year to Date
Incident Reports	34	313
Parking Violations	25	347
Arrests	22	174
Calls for Service	1,065	10,896
Residential/Commercial Patrols	63	996
Traffic Accidents-Property Damage	10	132
Traffic Accidents-Personal Injury	2	8
911 Calls for Service	81	582
School Foot Patrols	21	127
Vacation House Checks	2	40
Animal Complaints	42	380
Unlocks	13	145
Assist Other Agencies-Outside City Limits	39	329
Public Window Assist	82	1,599
Fireworks Complaints	2	42

YTD Calls for Service September 1-30, 2018 **9,799**

YTD Calls for Service September 1-30, 2019 **10,896**

Items of Interest:

- Officer applicants completed polygraphs.
- Chief attended a communications meeting.
- Staff worked on budget.

Training:

- Officers completed the monthly Police Legal Sciences course.
- Dispatchers completed the monthly Police Legal Sciences course.

Respectfully submitted,

Shiloh B. Mork

Shiloh B. Mork, Chief of Police
Webster City Police Department

FIRE DEPARTMENT REPORT**September 2019****ALARMS**

<u>DATE</u>	<u>TIME</u>	<u>ADDRESS</u>	<u>TYPE OF SITUATION FOUND</u>
9-1	0236	1301 Second Street	False alarm
9-9	1411	Beach and Second Street	Chemical Spill
9-9	1801	1517 Denton Ellsworth	Building Fire
9-9	1839	1001 Prospect	CO Alarm
9-12	1748	705 Odell Street	Smoke Removal
9-13	0833	1024 Bank Street	Unauthorized burning
9-14	1859	2074 370 th Street, Stanhope	Building Fire
9-14	2036	2304 Des Moines Street	Smoke odor removal
9-16	1458	1200 Second Street	Unauthorized burning
9-18	1449	1301 Second Street	False Alarm
9-19	1853	1215 Grove Street	Smoke removal
9-21	0219	208 Oak Avenue	Medical assist, assist ems
9-23	1346	1400 Block of 200 th Street	Assist police
9-25	0816	3295 Xavier Ave. Stratford	Extrication of Victim
9-25	1234	Beach Street and Elm Street	Oil or other combustible spill
9-26	1422	505 Fair Meadow	Chemical spill
9-30	1615	815 Fair Meadow	Unauthorized Burning

Year to Date Total = 100**September Total = 17****TRAINING**

<u>DATE</u>	<u>TIME</u>	<u>TYPE OF TRAINING</u>	<u>HOURS</u>	<u>PERSONNEL</u>
9-4	0800	Staff Meeting	2	11
9-19	1700	Live Fire Training with Black Hills Gas	5.5	26
9-23	1800	Hose Testing	2	26

Year to Date Total =1282**September Total =217****INSPECTIONS**

<u>DATE</u>	<u>BUSINESS</u>	<u>REASON FOR INSPECTION</u>
9-18	First State Bank	Annual
	Edward Jones	Annual
	Ameriprise	Annual
	Josi Greenly	Annual
	Dawson and Bertran	Annual
9-26	McCoys	CMB
9-30	St. Pauls	Annual
	Riverview	Annual

Year to Date Total =41**September Total =8****MISCELLANEOUS**

<u>DATE</u>	<u>TIME</u>	<u>EVENT</u>
9-15		L31 to Airport for event
9-24		Flush for street dept.

MEETING ROOM

<u>DATE</u>	<u>TIME</u>	<u>USED BY</u>
9/ 3,10,17,24	1800	Boy Scouts

**HAMILTON
COUNTY**

**SOLID WASTE
COMMISSION**

Serving:

BLAIRSBURG
ELLSWORTH
JEWELL
KAMRAR
RANDALL

STANHOPE

WEBSTER CITY
WILLIAMS
RURAL HAM. CO.

WEBSTER CITY, IOWA 50595-0128

TELEPHONE: 515-539-4420
800-535-1145

AGENDA

Regular Meeting

**2605 McMurray Avenue
1 ½ Miles Northwest of Kamrar, Iowa**

7:00 P.M.

October 9, 2019

- 1. Roll Call**
- 2. Minutes of September 11, 2019**
- 3. Approve Payment of Bills and Payrolls**
- 4. Secretary-Treasurer's Financial Report September 2019**
- 5. Manager's Reports September 2019**
- 6. 2017-2018 Audit**
- 7. Review Late Fee Policy**
- 8. Open Discussion**
- 9. Adjourn**

**REGULAR MEETING OF THE
HAMILTON COUNTY SOLID WASTE COMMISSION
MINUTES**

A regular meeting of the Hamilton County Solid Waste Commission was held at the Transfer Station Office building on September 11, 2019 at 7:00 P.M. The meeting was called to order by Chairperson Mickey Walker and roll being called, members were present as follows:

Stanhope-Terry Painton
Hamilton County-Dan Campidilli
Kamrar-Lendall Mechaelsen

Jewell-Mickey Walker
Williams-Todd Hiemstra
Randall-Carlene Auestad

The representatives from the Cities of Blairsburg, Webster City, and Ellsworth were absent.

It was moved by Painton and seconded by Auestad that the minutes of August 14, 2019 be approved. Motion carried with six ayes, Blairsburg, Webster City, and Ellsworth absent.

The representative from Ellsworth, Dale Graham, arrived at 7:03 P.M.

It was moved by Auestad and seconded by Painton that:

1. The issuance of Payroll for the period ending August 16, 2019 and paid on August 23, 2019, in the amount of \$7,348.03 be approved.
2. The issuance of Payroll for the period ending August 30, 2019 and paid on September 6, 2019 in the amount of \$6,738.68 be approved.
3. Payment of Bills for August 2019 in the amount of \$85,083.51 be approved.
4. The Secretary-Treasurer's Report for August 2019 be approved.

Motion carried with seven ayes, Blairsburg and Webster City absent.

It was moved by Painton and seconded by Campidilli that the Manager's reports for August 2019 be approved.

Motion carried with seven ayes, Blairsburg and Webster City absent.

The Commission discussed the 2017-2018 Audit. No action was taken.

It was moved by Painton and seconded by Mechaelsen to accept the building repair bid from Sadler Construction in the amount of \$12,925.00.

Motion carried with seven ayes, Blairsburg and Webster City absent.

It was moved by Painton and seconded by Auestad that the Hamilton County Solid Waste Commission adjourn.

Motion carried with seven ayes, Blairsburg and Webster City absent.

The Commission stood adjourned at 7:36 P.M.

Mickey Walker, Chairperson

Cherie Ferguson, Secretary-Treasurer

Bills Approved 09/11/2019

BAUER TIRE	\$746.50
BARKER LEMAR	\$2,925.00
BLUE RIBBON PELHAM WATERS	\$55.00
BOMGAARS	\$195.20
CINTAS	\$237.95
COLLECTION SERVICES CENTER	\$1,914.92
COOPERATIVE TELEPHONE EXCHANGE	\$134.86
DAILY FREEMAN JOURNAL	\$180.36
HYVEE	\$14.97
IOWA DEPT. OF AG	\$84.00
LIBERTY TIRE	\$657.10
MIDWEST ELECTRONICS RECOVERY	\$2,847.00
NAPA AUTO PARTS	\$381.04
NCIARSWA	\$50,307.20
P & P ELECTRIC	\$195.00
POSTMASTER	\$66.70
UNITED COOPERATIVE	\$6,172.46
WEBSTER CITY MUNICIPAL UTILITIES	\$523.11
WELLMARK	\$2,554.71
U.S. CELLULAR	\$109.14
IPERS	\$1,946.78
EFTPS	\$3,191.82
PAYROLL	\$9,359.50
TREASURER OF STATE	\$283.19
Total	<hr/> \$85,083.51

HAMILTON COUNTY SOLID WASTE COMMISSION
Unpaid Bills Detail
As of October 9, 2019

Memo	Amount
BLUE RIBBON PELHAM WATERS	
BOTTLED WATER SERVICE	31.75
Total BLUE RIBBON PELHAM WATERS	31.75
CARD SERVICES	
PRINTER	332.49
TONER	120.64
MEETING SNACKS	14.97
PICKUP GAS	53.21
MOWER TIRES	105.99
TRAILER HOSES	1,025.20
FITTINGS	6.90
TRAILER HOSES	294.76
ANTIVIRUS SOFTWARE	116.59
PAYROLL SOFTWARE	689.00
	120.34
Total CARD SERVICES	2,880.09
COOPERATIVE TELEPHONE EXCHANGE	
PHONE & INTERNET SERVICE	134.77
Total COOPERATIVE TELEPHONE EXCHANGE	134.77
MIDWEST ELECTRONIC RECOVERY	
TV & ELECTRONICS RECYCLING	1,274.25
Total MIDWEST ELECTRONIC RECOVERY	1,274.25
OVERHEAD DOOR COMPANY OF WEBSTER COUNTY	
OVERHEAD DOOR REPAIR	556.33
Total OVERHEAD DOOR COMPANY OF WEBSTER COUNTY	556.33
PRINTING SERVICES, INC.	
TONER	86.99
ENVELOPE MOISTENER	16.74
COPY PAPER	45.90
Total PRINTING SERVICES, INC.	149.63
THE TILE PROS	
LEACHATE DISPOSAL	426.47
Total THE TILE PROS	426.47
WEBSTER CITY MUNICIPAL UTILITIES	
ELECTRICAL SERVICE	112.93
ELECTRICAL SERVICE	109.49
ELECTRICAL SERVICE	239.97
Total WEBSTER CITY MUNICIPAL UTILITIES	462.39
WEBSTER CITY TRUE VALUE	
FURNACE FILTERS	19.47
Total WEBSTER CITY TRUE VALUE	19.47
TOTAL	5,935.15

HAMILTON COUNTY SOLID WASTE COMMISSION

Check Detail

September 12 through October 9, 2019

Type	Num	Date	Name	Item	Account	Paid Amount	Original Amount
Liability Check	EFT	09/23/2019	Collection Services ...		OPERATING FUND		-174.46
					Payroll Liabilities	-174.46	174.46
TOTAL						-174.46	174.46
Liability Check	EFT	10/01/2019	WELLMARK		OPERATING FUND		-2,554.71
					Payroll Liabilities	-638.70	638.70
					Payroll Liabilities	-1,916.01	1,916.01
TOTAL						-2,554.71	2,554.71
Liability Check	EFT	10/07/2019	Collection Services ...		OPERATING FUND		-174.46
					Payroll Liabilities	-174.46	174.46
TOTAL						-174.46	174.46
Paycheck	10657	09/20/2019	CHERIE L FERGUSON		OPERATING FUND		-316.71
					Wages	-571.09	571.09
					Payroll Liabilities	35.92	-35.92
					IPERS	-53.91	53.91
					Payroll Liabilities	53.91	-53.91
					Payroll Liabilities	142.77	-142.77
					Payroll Liabilities	28.00	-28.00
					Medicare & Social Se...	-35.41	35.41
					Payroll Liabilities	35.41	-35.41
					Payroll Liabilities	35.41	-35.41
					Medicare & Social Se...	-8.28	8.28
					Payroll Liabilities	8.28	-8.28
					Payroll Liabilities	8.28	-8.28
					Payroll Liabilities	4.00	-4.00
					Unemployment Insura...	-0.57	0.57
					Payroll Liabilities	0.57	-0.57
TOTAL						-316.71	316.71
Paycheck	10658	09/20/2019	JERRY L KLAVER		OPERATING FUND		-37.18
					Wages	-40.25	40.25
					Medicare & Social Se...	-2.49	2.49
					Payroll Liabilities	2.49	-2.49
					Payroll Liabilities	2.49	-2.49
					Medicare & Social Se...	-0.58	0.58
					Payroll Liabilities	0.58	-0.58
					Payroll Liabilities	0.58	-0.58
					Unemployment Insura...	-0.04	0.04
					Payroll Liabilities	0.04	-0.04
TOTAL						-37.18	37.18
Paycheck	10659	09/20/2019	KEENAN L ELLIOTT		OPERATING FUND		-855.87
					Wages	-1,561.45	1,561.45
					Payroll Liabilities	98.22	-98.22
					Health Insurance	-319.34	319.34
					Payroll Liabilities	319.34	-319.34
					IPERS	-147.40	147.40
					Payroll Liabilities	147.40	-147.40
					Payroll Liabilities	106.45	-106.45
					Payroll Liabilities	174.46	-174.46
					Payroll Liabilities	149.00	-149.00
					Medicare & Social Se...	-96.81	96.81
					Payroll Liabilities	96.81	-96.81
					Payroll Liabilities	96.81	-96.81
					Medicare & Social Se...	-22.64	22.64
					Payroll Liabilities	22.64	-22.64
					Payroll Liabilities	22.64	-22.64
					Payroll Liabilities	58.00	-58.00

HAMILTON COUNTY SOLID WASTE COMMISSION
Check Detail
September 12 through October 9, 2019

Type	Num	Date	Name	Item	Account	Paid Amount	Original Amount
					Unemployment Insura...	-1.56	1.56
					Payroll Liabilities	1.56	-1.56
TOTAL						-855.87	855.87
Paycheck	10660	09/20/2019	KEVIN S DINGMAN		OPERATING FUND		-889.10
					Wages	-1,356.67	1,356.67
					Payroll Liabilities	108.45	-108.45
					Health Insurance	-319.34	319.34
					Payroll Liabilities	319.34	-319.34
					Payroll Liabilities	85.33	-85.33
					IPERS	-128.07	128.07
					Payroll Liabilities	128.07	-128.07
					Payroll Liabilities	124.00	-124.00
					Medicare & Social Se...	-84.12	84.12
					Payroll Liabilities	84.12	-84.12
					Payroll Liabilities	84.12	-84.12
					Medicare & Social Se...	-19.67	19.67
					Payroll Liabilities	19.67	-19.67
					Payroll Liabilities	19.67	-19.67
					Payroll Liabilities	48.00	-48.00
					Unemployment Insura...	-1.36	1.36
					Payroll Liabilities	1.36	-1.36
TOTAL						-889.10	889.10
Paycheck	10661	09/20/2019	TERRY A KLAVER		OPERATING FUND		-1,759.83
					Wages	-2,575.28	2,575.28
					Payroll Liabilities	108.45	-108.45
					Health Insurance	-319.34	319.34
					Payroll Liabilities	319.34	-319.34
					Payroll Liabilities	161.99	-161.99
					IPERS	-243.11	243.11
					Payroll Liabilities	243.11	-243.11
					Payroll Liabilities	230.00	-230.00
					Medicare & Social Se...	-159.67	159.67
					Payroll Liabilities	159.67	-159.67
					Payroll Liabilities	159.67	-159.67
					Medicare & Social Se...	-37.34	37.34
					Payroll Liabilities	37.34	-37.34
					Payroll Liabilities	37.34	-37.34
					Payroll Liabilities	120.00	-120.00
TOTAL						-1,759.83	1,759.83
Liability Check	10662	09/20/2019	TREASURER OF ST...		OPERATING FUND		-142.77
					Payroll Liabilities	-142.77	142.77
TOTAL						-142.77	142.77
Check	10664	09/19/2019	UNITED CO-OPERAT...		FIRST STATE BANK ...		-1,120.79
					Diesel Fuel/Fuel Oil	-1,120.79	1,120.79
TOTAL						-1,120.79	1,120.79
Paycheck	10665	10/04/2019	CHERIE L FERGUSON		OPERATING FUND		-433.38
					Wages	-483.77	483.77
					Wages	-102.31	102.31
					Payroll Liabilities	35.61	-35.61
					IPERS	-53.44	53.44
					Payroll Liabilities	53.44	-53.44
					Payroll Liabilities	21.78	-21.78
					Payroll Liabilities	28.00	-28.00
					Medicare & Social Se...	-35.10	35.10
					Payroll Liabilities	35.10	-35.10
					Payroll Liabilities	35.10	-35.10
					Medicare & Social Se...	-8.21	8.21
					Payroll Liabilities	8.21	-8.21
					Payroll Liabilities	8.21	-8.21
					Payroll Liabilities	4.00	-4.00

HAMILTON COUNTY SOLID WASTE COMMISSION

Check Detail

September 12 through October 9, 2019

Type	Num	Date	Name	Item	Account	Paid Amount	Original Amount
					Unemployment Insura...	-0.57	0.57
					Payroll Liabilities	0.57	-0.57
TOTAL						-433.38	433.38
Paycheck	10666	10/04/2019	KEENAN L ELLIOTT		OPERATING FUND		-1,003.75
					Wages	-480.24	480.24
					Wages	-1,083.87	1,083.87
					Wages	-235.86	235.86
					Payroll Liabilities	111.95	-111.95
					Health Insurance	-319.34	319.34
					Payroll Liabilities	319.34	-319.34
					IPERS	-168.01	168.01
					Payroll Liabilities	168.01	-168.01
					Payroll Liabilities	106.45	-106.45
					Payroll Liabilities	174.46	-174.46
					Payroll Liabilities	177.00	-177.00
					Medicare & Social Se...	-110.35	110.35
					Payroll Liabilities	110.35	-110.35
					Payroll Liabilities	110.35	-110.35
					Medicare & Social Se...	-25.81	25.81
					Payroll Liabilities	25.81	-25.81
					Payroll Liabilities	25.81	-25.81
					Payroll Liabilities	70.00	-70.00
					Unemployment Insura...	-0.66	0.66
					Payroll Liabilities	0.66	-0.66
TOTAL						-1,003.75	1,003.75
Paycheck	10667	10/04/2019	KEVIN S DINGMAN		OPERATING FUND		-862.02
					Wages	-633.60	633.60
					Wages	-683.47	683.47
					Payroll Liabilities	106.45	-106.45
					Health Insurance	-319.34	319.34
					Payroll Liabilities	319.34	-319.34
					Payroll Liabilities	82.84	-82.84
					IPERS	-124.33	124.33
					Payroll Liabilities	124.33	-124.33
					Payroll Liabilities	119.00	-119.00
					Medicare & Social Se...	-81.66	81.66
					Payroll Liabilities	81.66	-81.66
					Payroll Liabilities	81.66	-81.66
					Medicare & Social Se...	-19.10	19.10
					Payroll Liabilities	19.10	-19.10
					Payroll Liabilities	19.10	-19.10
					Payroll Liabilities	46.00	-46.00
					Unemployment Insura...	-1.32	1.32
					Payroll Liabilities	1.32	-1.32
TOTAL						-862.02	862.02
Paycheck	10668	10/04/2019	TERRY A KLAVER		OPERATING FUND		-1,759.83
					Wages	-2,575.28	2,575.28
					Payroll Liabilities	106.45	-106.45
					Health Insurance	-319.34	319.34
					Payroll Liabilities	319.34	-319.34
					Payroll Liabilities	161.99	-161.99
					IPERS	-243.11	243.11
					Payroll Liabilities	243.11	-243.11
					Payroll Liabilities	230.00	-230.00
					Medicare & Social Se...	-159.67	159.67
					Payroll Liabilities	159.67	-159.67
					Payroll Liabilities	159.67	-159.67
					Medicare & Social Se...	-37.34	37.34
					Payroll Liabilities	37.34	-37.34
					Payroll Liabilities	37.34	-37.34
					Payroll Liabilities	120.00	-120.00
TOTAL						-1,759.83	1,759.83

HAMILTON COUNTY SOLID WASTE COMMISSION

Check Detail

September 12 through October 9, 2019

Type	Num	Date	Name	Item	Account	Paid Amount	Original Amount
Check	10669	10/01/2019	POSTMASTER		FIRST STATE BANK ...		-56.60
				Postage		-56.60	56.60
TOTAL						-56.60	56.60
Liability Check	10670	10/04/2019	TREASURER OF ST...		OPERATING FUND		-21.78
				Payroll Liabilities		-21.78	21.78
TOTAL						-21.78	21.78
Check	10671	10/03/2019	UNITED CO-OPERAT...		FIRST STATE BANK ...		-1,110.72
				Diesel Fuel/Fuel Oil		-1,110.72	1,110.72
TOTAL						-1,110.72	1,110.72

HAMILTON COUNTY SOLID WASTE COMMISSION
Sales by Customer Summary
September 2019

Accrual Basis

	<u>Sep 19</u>
AG SOURCE	110.20
ANDY JONES ROCK & DIRT	10.82
BILL BEEMER WELL COMPANY	115.52
BLACK HILLS ENERGY	130.52
CASH	11,471.04
CITY OF WEBSTER CITY	227.24
DAILY FREEMAN JOURNAL	49.76
DAYTON DEVELOPMENT	50.92
FOAM CATZ	85.88
GOOD LIFE RV	45.60
HAMILTON COUNTY CONSERVATION	241.88
HAMILTON COUNTY ENGINEER	104.00
HUBBARD CONCRETE	452.20
IOWA SELECT FARMS	44.08
J&C BUILDERS, LCC	163.40
JAYCOX CONSTRUCTION	310.08
JLE CONSTRUCTION	231.32
LEONARD MOSS ROOFING	974.32
MANN-SON PROPERTIES	123.88
MCDOWELL & SONS CONTRACTORS, INC.	286.52
MERTZ ENGINEERING CO.	27.36
MIDWEST ECOSTRUCTION	585.96
NICK MURPHY CONSTRUCTION	34.17
NORTH CENTRAL TURF	70.48
PAGEL REPAIR AND LOCK	15.96
PAGEL WINDOWS	15.00
RUBA LAWN CARE	31.16
SEAMLESS PROS LLC	744.73
SHAWN MORAN CONSTRUCTION	138.88
Soil View, LLC.	116.24
SOUTH HAMILTON COMMUNITY SCHOOL	10.00
STEIN HEATING & COOLING	196.84
STRUCHEN RENTALS	15.00
T & D HANDYMAN SERVICES	4.16
TASLER PALLET	429.40
THE TRASH MAN	60,418.51
TILE PROS, INC.	0.24
TONY'S TIRE SERVICE, INC.	1.19
WASTE MANAGEMENT	233.32
WEBSTER CITY COMMUNITY SCHOOLS	138.48
WEBSTER CITY FIRE DEPARTMENT	15.00
ZATLOUKAL CONSTRUCTION	45.00
TOTAL	<u>78,516.26</u>

HAMILTON COUNTY SOLID WASTE COMMISSION
A/R Aging Summary
As of September 30, 2019

	Current	1 - 30	31 - 60	61 - 90	> 90	TOTAL
ALL SEASON GUTTERS	0.00	-0.04	0.00	0.00	0.00	-0.04
ANDY JONES ROCK & DIRT	21.64	1,083.01	152.07	574.36	0.00	1,831.08
BILL BEEMER WELL COMPANY	123.61	0.00	0.00	0.00	0.00	123.61
CHAD ARNOLD	0.00	0.00	0.00	1.09	0.00	1.09
CITY OF WEBSTER CITY	227.24	0.00	0.00	0.00	0.00	227.24
CLASSIC CARPET	0.00	0.24	0.00	0.00	0.00	0.24
DAYTON DEVELOPMENT	54.49	0.00	0.00	0.00	0.00	54.49
FOAM CATZ	91.89	0.00	0.00	0.00	0.00	91.89
GILBERT FLOORING AND PAINT	0.00	0.00	0.00	0.65	0.00	0.65
GOOD LIFE RV	48.80	0.00	0.00	0.00	0.00	48.80
HAMILTON COUNTY CONSERVATION	44.08	0.00	0.00	0.00	0.00	44.08
HAMILTON COUNTY ENGINEER	104.00	0.00	0.00	0.00	0.00	104.00
HUBBARD CONCRETE	483.86	0.00	0.00	0.00	0.00	483.86
IOWA DEPARTMENT OF TRANSPORTATION	0.00	0.00	0.00	0.00	-0.03	-0.03
IOWA SELECT FARMS	47.16	0.00	0.00	0.00	0.00	47.16
J&C BUILDERS, LCC	29.58	0.00	0.00	0.00	0.00	29.58
JAYCOX CONSTRUCTION	331.78	0.00	0.00	0.00	0.00	331.78
JLE CONSTRUCTION	247.51	0.00	0.00	0.00	0.00	247.51
LAMPERT'S LUMBER	0.00	0.00	0.00	0.00	2.48	2.48
LEONARD MOSS ROOFING	1,042.54	0.00	0.00	0.00	0.00	1,042.54
MANN-SON PROPERTIES	132.54	0.00	0.00	0.00	0.00	132.54
MCDOWELL & SONS CONTRACTORS, INC.	286.52	0.00	0.00	0.00	0.00	286.52
MIDWEST ECOSTRUCTION	626.97	0.00	0.00	0.00	0.00	626.97
NICK MURPHY CONSTRUCTION	342.27	115.96	85.06	0.00	0.00	543.29
NORTH CENTRAL TURF	75.41	0.00	0.00	0.00	0.00	75.41
PAGEL REPAIR AND LOCK	17.08	0.00	0.00	0.00	0.00	17.08
PAGEL WINDOWS	16.05	0.00	0.00	0.00	0.00	16.05
RUBA LAWN CARE	18.83	0.00	0.00	0.00	0.00	18.83
SCHLOTFELDT ENGINEERING, INC.	0.00	0.00	0.00	0.00	0.63	0.63
SEAMLESS PROS LLC	796.17	653.81	0.00	0.00	0.00	1,449.98
SERVICE MASTER CLEANING	2.32	0.00	0.00	0.00	0.00	2.32
SHAWN MORAN CONSTRUCTION	148.60	0.00	0.00	0.00	0.00	148.60
Soil View, LLC.	124.38	0.00	0.00	0.00	0.00	124.38
SOUTH HAMILTON COMMUNITY SCHOOL	10.00	0.00	0.00	0.00	0.00	10.00
STEIN HEATING & COOLING	210.62	0.00	0.00	0.00	0.00	210.62
STRUCHEN RENTALS	16.05	0.00	0.00	0.00	0.00	16.05
T & D HANDYMAN SERVICES	4.16	277.30	0.00	0.00	0.00	281.46
T&T RENTALS	0.00	1.81	0.00	0.00	0.00	1.81
TASLER PALLET	459.45	0.00	0.00	0.00	0.00	459.45
THE TRASH MAN	60,622.95	74,333.41	0.00	0.00	0.00	134,956.36
TILE PROS, INC.	0.24	16.05	0.00	0.88	0.00	17.17
TONY'S TIRE SERVICE, INC.	1.19	78.07	0.00	0.00	1.00	80.26
WASTE MANAGEMENT	214.56	0.00	0.00	0.00	0.00	214.56
WEBSTER CITY FIRE DEPARTMENT	15.00	0.00	0.00	0.00	0.00	15.00
ZATLOUKAL CONSTRUCTION	48.15	0.00	0.00	0.00	0.00	48.15
TOTAL	67,087.69	76,559.62	237.13	576.98	4.08	144,465.50

HAMILTON COUNTY SOLID WASTE COMMISSION**Profit & Loss****September 2019**

Cash Basis

	Sep 19
Income	
OPERATING FUND	
BAD CHECK FEES	118.08
GATE CHARGES	
APPLIANCES	260.00
C&D	9,093.60
ELECTRONICS	7.00
LATEX PAINT	6.00
MSW	8,159.59
PACKER	1,047.00
TIRES	-367.52
TVS	840.00
GATE CHARGES - Other	-63.68
Total GATE CHARGES	18,981.99
OTHER RECEIPTS	50.00
SCRAP METAL SOLD	680.70
OPERATING FUND - Other	53.83
Total OPERATING FUND	19,884.60
Total Income	19,884.60
Expense	
LANDFILL POST CLOSURE FUND	
CONSULTING ENGINEERING FEES	575.00
LEACHATE SEEP REPAIR	195.00
LEACHATE SYSTEM REPORTS	600.00
Total LANDFILL POST CLOSURE FUND	1,370.00
Operating Fund Expenses	
Cell Phone Service	109.14
Diesel Fuel/Fuel Oil	2,931.81
Drinking Water Service	55.00
Electricity	523.11
ELECTRONICS RECYCLING	2,847.00
Engineering Fees	1,750.00
Licenses and Permits	84.00
Meeting/Training Expenses	14.97
NCIARSWA Gate Fees	50,307.20
Payroll Expenses	
Health Insurance	1,916.04
IPERS	1,150.54
Medicare & Social Security	982.51
Unemployment Insurance	7.70
Wages	12,843.42
Total Payroll Expenses	16,900.21
Phone & Internet Service	134.86
Postage	66.70
Propane	528.00
Public Notices	180.36
Safety Clothing and Equipment	47.97
TIRE REMOVAL	657.10
Tires	127.50
Uniform Service	237.95
Vehicle&Equip. Parts&Supplies	528.27
Write Off	15.37
Total Operating Fund Expenses	78,046.52
Total Expense	79,416.52
Net Income	-59,531.92

HAMILTON COUNTY SOLID WASTE COMMISSION

Profit & Loss Budget vs. Actual

July through September 2019

Cash Basis

	Jul - Sep 19	Budget	\$ Over Budget	% of Budget
Income				
CD INTEREST	3,433.51	0.00	3,433.51	100.0%
OPERATING FUND				
ASSESSMENTS	16,796.48	67,185.00	-50,388.52	25.0%
BAD CHECK FEES	118.08			
FARM INCOME	0.00	1,500.00	-1,500.00	0.0%
GAS TAX REFUND	0.00	50.00	-50.00	0.0%
GATE CHARGES				
APPLIANCES	1,240.00	0.00	1,240.00	100.0%
C&D	69,072.24	0.00	69,072.24	100.0%
CONCRETE	251.48	0.00	251.48	100.0%
ELECTRONICS	168.00	0.00	168.00	100.0%
LATEX PAINT	63.00	0.00	63.00	100.0%
MSW	140,899.57	0.00	140,899.57	100.0%
PACKER	3,888.00	0.00	3,888.00	100.0%
RCC FEES	0.00	0.00	0.00	0.0%
TIRES	245.23	0.00	245.23	100.0%
TVS	3,090.00	0.00	3,090.00	100.0%
GATE CHARGES - Other	-291.77	1,025,000.00	-1,025,291.77	-0.0%
Total GATE CHARGES	218,625.75	1,025,000.00	-806,374.25	21.3%
INTEREST	341.54	1,030.00	-688.46	33.2%
OTHER RECEIPTS	50.00			
REFUNDS AND REIMBURSEMENTS	0.00	1,200.00	-1,200.00	0.0%
SCRAP METAL SOLD	1,500.70	10,000.00	-8,499.30	15.0%
OPERATING FUND - Other	68.39	0.00	68.39	100.0%
Total OPERATING FUND	237,500.94	1,105,965.00	-868,464.06	21.5%
POST CLOSURE RESERVE FUND				
INTEREST ON INVESTMENTS	0.00	5,734.00	-5,734.00	0.0%
Total POST CLOSURE RESERVE FUND	0.00	5,734.00	-5,734.00	0.0%
Total Income	240,934.45	1,111,699.00	-870,764.55	21.7%
Expense				
EQUIPMENT RESERVE FUND				
EQUIPMENT PURCHASES	0.00	80,000.00	-80,000.00	0.0%
Total EQUIPMENT RESERVE FUND	0.00	80,000.00	-80,000.00	0.0%
LANDFILL POST CLOSURE FUND				
CONSULTING ENGINEERING FEES	1,625.00	5,058.00	-3,433.00	32.1%
DISCONTINUATION PROJECT	0.00	0.00	0.00	0.0%
LAB TESTING	0.00	4,595.00	-4,595.00	0.0%
LEACHATE DISPOSAL	437.90	2,500.00	-2,062.10	17.5%
LEACHATE SEEP REPAIR	1,178.97	3,000.00	-1,821.03	39.3%
LEACHATE SYSTEM REPORTS	600.00	9,068.00	-8,468.00	6.6%
OTHER DISBURSEMENTS	0.00	790.00	-790.00	0.0%
WATER QUALITY REPORTS	0.00	9,250.00	-9,250.00	0.0%
Total LANDFILL POST CLOSURE FUND	3,841.87	34,261.00	-30,419.13	11.2%

HAMILTON COUNTY SOLID WASTE COMMISSION

Profit & Loss Budget vs. Actual

July through September 2019

Cash Basis

	Jul - Sep 19	Budget	\$ Over Budget	% of Budget
Operating Fund Expenses				
Attorney Fees	0.00	1,200.00	-1,200.00	0.0%
Audits	5,200.00	6,000.00	-800.00	86.7%
Bank Service Charges	43.08	100.00	-56.92	43.1%
Building and Fixture Repairs	6,226.28	25,000.00	-18,773.72	24.9%
Building Supplies	82.84	2,000.00	-1,917.16	4.1%
Cell Phone Service	326.25	1,650.00	-1,323.75	19.8%
Change Fund	0.00	200.00	-200.00	0.0%
COMMISSION FEES	615.89	2,000.00	-1,384.11	30.8%
Computer Service	0.00	1,500.00	-1,500.00	0.0%
Diesel Fuel/Fuel Oil	8,426.97	35,000.00	-26,573.03	24.1%
Drinking Water Service	134.00	700.00	-566.00	19.1%
Electricity	1,445.15	8,700.00	-7,254.85	16.6%
ELECTRONICS RECYCLING	4,238.20	20,000.00	-15,761.80	21.2%
Engineering Fees	4,300.00	2,500.00	1,800.00	172.0%
Equipment and Vehicle Repairs	7,208.83	20,000.00	-12,791.17	36.0%
Gasoline	145.42	750.00	-604.58	19.4%
Insurance Expense	0.00	10,161.00	-10,161.00	0.0%
Licenses and Permits	84.00	250.00	-166.00	33.6%
Medical Supplies	0.00	250.00	-250.00	0.0%
Meeting/Training Expenses	26.94	1,500.00	-1,473.06	1.8%
Membership Dues	175.00	750.00	-575.00	23.3%
MISC EXPENSES	171.02	0.00	171.02	100.0%
Miscellaneous Expenses	0.00	0.00	0.00	0.0%
NCIARSWA Gate Fees	193,225.60	560,000.00	-366,774.40	34.5%
NCIARSWA Per Capita Assessments	16,796.28	67,185.00	-50,388.72	25.0%
Office Supplies	1,059.16	3,000.00	-1,940.84	35.3%
Other Capital Outlay	0.00	2,000.00	-2,000.00	0.0%
Payroll Expenses				
Health Insurance	5,748.09	23,567.00	-17,818.91	24.4%
IPERS	3,461.83	15,311.00	-11,849.17	22.6%
Medicare & Social Security	2,982.17	13,173.00	-10,190.83	22.6%
Unemployment Insurance	23.52	110.00	-86.48	21.4%
Wages	38,982.62	172,194.00	-133,211.38	22.6%
Payroll Expenses - Other	0.00	0.00	0.00	0.0%
Total Payroll Expenses	51,198.23	224,355.00	-173,156.77	22.8%
Phone & Internet Service	396.84	1,700.00	-1,303.16	23.3%
Postage	134.70	660.00	-525.30	20.4%
Propane	3,228.00	3,500.00	-272.00	92.2%
Public Notices	401.80	1,200.00	-798.20	33.5%
RCC DISPOSAL/SUPPLIES	0.00	15,000.00	-15,000.00	0.0%
Rock	0.00	1,200.00	-1,200.00	0.0%
Safety Clothing and Equipment	257.95	2,000.00	-1,742.05	12.9%
Security Monitoring	299.55	1,200.00	-900.45	25.0%
Signs	0.00	500.00	-500.00	0.0%
TIRE REMOVAL	2,758.09	6,000.00	-3,241.91	46.0%
Tires	1,829.50	8,000.00	-6,170.50	22.9%
Uniform Service	545.87	1,600.00	-1,054.13	34.1%
Vehicle&Equip. Parts&Supplies	1,150.74	15,000.00	-13,849.26	7.7%
Weed Chemicals	0.00	150.00	-150.00	0.0%
WORKERS' COMP INSURANCE	0.00	6,766.00	-6,766.00	0.0%
Write Off	15.37			
Total Operating Fund Expenses	312,147.55	1,061,227.00	-749,079.45	29.4%
Reconciliation Discrepancies	0.00	0.00	0.00	0.0%
Total Expense	312,147.55	1,061,227.00	-749,079.45	29.4%
Net Income	-75,054.97	-63,789.00	-11,265.97	117.7%

HAMILTON COUNTY SOLID WASTE COMMISSION

September - 2019 MONTHLY REPORT

DATE	DAY	TOTAL TONS TO BLDG.	CHARGE RECEIPTS TO BLDG.	CASH RECEIPTS TO PACKER	CASH RECEIPTS TO BLDG.	TOTAL RECEIPTS	PACKER WEIGHT (TONS)	DAY PACKER DUMPED & DISPOSAL CHG	LATEX PAINT FEES
1	Sun	0.00	0.00	0.00	0.00	0.00	1.83	139.08	
2	Monday	0.00	0.00	0.00	0.00	0.00			
3	Tuesday	55.12	1904.57	47.00	538.35	2544.92			
4	Wed	51.31	4045.24	24.00	235.68	4399.92			
5	Thursday	24.78	3857.91	8.00	128.85	4011.76			
6	Friday	30.34	1706.24	16.00	322.12	2218.25			
7	Saturday	22.62	1178.88	168.00	782.46	2374.84			
8	Sun	0.00	0.00	0.00	0.00	0.00			
9	Monday	66.75	4862.94	40.00	274.34	5314.53			
10	Tuesday	60.74	3477.11	24.00	371.35	3882.46			
11	Wed	38.09	3122.21	16.00	49.00	3059.46			
12	Thursday	40.91	2548.37	64.00	424.92	3106.29	1.33	101.08	
13	Friday	34.60	2157.77	80.00	572.41	2840.18			
14	Sat	14.42	579.23	80.00	797.08	1612.31			
15	Sun	0.00	0.00	0.00	0.00	0.00			
16	Monday	50.89	3577.30	16.00	393.09	4001.39			
17	Tuesday	40.07	2507.02	48.00	644.06	3256.44			
18	Wed	46.42	3084.90	24.00	280.73	3404.63			
19	Thursday	46.15	3193.64	24.00	382.95	3820.59			
20	Friday	66.08	4577.30	80.00	563.80	5221.10	1.11	84.36	
21	Sat	10.15	18.70	136.00	1016.83	1253.53			
22	Sun	0.00	0.00	0.00	0.00	0.00			
23	Monday	39.94	2697.39	48.00	465.72	3298.61			6.00
24	Tuesday	43.72	3008.70	48.00	375.02	3532.47			
25	Wed	58.19	4189.66	32.00	310.44	4577.10	1.06	80.56	
26	Thursday	37.37	2654.45	32.00	219.80	3031.25			
27	Friday	44.52	3108.96	24.00	374.36	3671.70			
28	Sat	25.57	1416.59	104.00	704.25	2338.09			
29	Sun	0.00	0.00	0.00	0.00	0.00			
30	Monday	36.75	2506.92	32.00	352.96	2941.88			
31									
TOTAL		985.50	65982.00	1215.00	10580.57	79713.70	5.33	405.08	6.00
TOTAL AVG		41.06	2749.25	50.63	440.86	3321.40	0.22	16.88	0.25

HAMILTON COUNTY SOLID WASTE COMMISSION

September - 2019 MONTHLY REPORT

DATE	DAY	Tires, Tubes & Rims		Appliances-White Goods		Tv & Electronics		DAILY FORT DODGE	TONS OF CONSTR.	TONS OF MSW
		UNITS	RECEIPTS	UNITS	RECEIPTS	UNITS	RECEIPTS	TONS	TO BLDG.	WASTE
1	Sun	0.00	0.00	0.00	0.00	0.00	0.00	0.00	0.00	0.00
2	Monday	0.00	0.00	0.00	0.00	0.00	0.00	0.00	0.00	0.00
3	Tuesday	0.00	0.00	1.00	10.00	3.00	45.00	32.54	3.02	27.32
4	Wed	0.00	0.00	2.00	20.00	5.00	75.00	52.97	3.76	51.36
5	Thursday	0.00	0.00	1.00	10.00	1.00	7.00	40.34	3.05	48.26
6	Friday	50.00	158.89	0.00	0.00	1.00	15.00	57.96	5.52	19.26
7	Saturday	2.00	5.50	3.00	30.00	14.00	210.00	0.00	0.78	21.84
8	Sun	0.00	0.00	0.00	0.00	0.00	0.00	0.00	0.00	0.00
9	Monday	13.00	36.25	1.00	10.00	6.00	90.00	59.27	4.87	61.88
10	Tuesday	0.00	0.00	1.00	10.00	0.00	0.00	42.27	5.45	55.29
11	Wed	1.00	2.75	2.00	20.00	7.00	105.00	40.03	3.88	34.21
12	Thursday	0.00	0.00	1.00	10.00	5.00	59.00	60.65	7.85	33.06
13	Friday	0.00	0.00	0.00	0.00	2.00	30.00	17.35	1.81	32.79
14	Sat	4.00	11.00	4.00	40.00	7.00	105.00	19.25	3.61	10.81
15	Sun	0.00	0.00	0.00	0.00	0.00	0.00	0.00	0.00	0.00
16	Monday	0.00	0.00	0.00	0.00	1.00	15.00	38.82	8.29	42.60
17	Tuesday	11.00	32.36	1.00	10.00	1.00	15.00	45.03	3.04	37.03
18	Wed	0.00	0.00	0.00	0.00	1.00	15.00	38.37	3.34	43.08
19	Thursday	0.00	0.00	4.00	40.00	12.00	180.00	63.69	7.34	38.81
20	Friday	0.00	0.00	0.00	0.00	0.00	0.00	21.12	11.87	54.21
21	Sat	8.00	22.00	0.00	0.00	4.00	60.00	49.49	3.75	6.40
22	Sun	0.00	0.00	0.00	0.00	0.00	0.00	0.00	0.00	0.00
23	Monday	2.00	5.50	1.00	10.00	8.00	72.00	16.58	2.54	37.40
24	Tuesday	10.00	13.75	5.00	50.00	3.00	37.00	61.64	7.38	36.34
25	Wed	0.00	0.00	3.00	30.00	1.00	15.00	48.77	6.62	51.57
26	Thursday	7.00	70.00	4.00	40.00	1.00	15.00	50.62	3.07	34.30
27	Friday	40.00	40.00	1.00	10.00	2.00	30.00	15.60	2.61	42.01
28	Sat	3.00	8.25	3.00	30.00	5.00	75.00	21.65	4.65	20.92
29	Sun	0.00	0.00	0.00	0.00	0.00	0.00	0.00	0.00	0.00
30	Monday	0.00	0.00	2.00	20.00	2.00	30.00	23.39	3.00	33.75
31										
TOTAL		151.00	406.25	40.00	400.00	92.00	1300.00	917.40	111.10	874.50
TOTAL AVG		6.29	16.93	1.67	16.67	3.83	54.17	38.23	4.63	36.44

HAMILTON COUNTY TRANSFER STATION (Managers Report for September 2019)

Damage to South Door Awarding of bid.

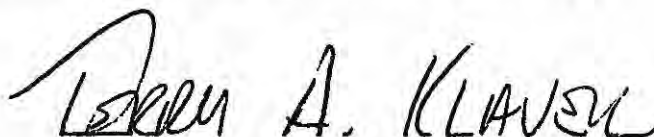
On September the 12th a phone call was made to Sadler Construction in Eagle Grove awarding them both projects quoted on Sept. 9th. They did agree with a targeted completion date of December 1st, 2019. Our portion of clearing off the top of the west wall and cleaning up debris outside the building was completed that following week. No progress noted as of yet on those projects. I have also forwarded a copy of the estimate on the repair work to be done to Gallagher Bassett, they are Waste Managements insurance provider.

Trailer Project Update

The preliminary pricing that I have received from both Travis and MAC brand trailers is just the purchase price factoring no trade in. I have sent two sets of pictures to the MAC folks and the Travis Rep is going to be on site this Thursday , October 3rd to view our trade. I plan on having pricing from both companies so this project can moved forward. I assume we will have to special order our trailer and do not know the lead time at this point.

Damage to New Trailer

With all the rain we have had this past several months it is very frequent that our loads have to be towed in to the working face at Ft. Dodge Landfill and off of the working face after unloading. Usually their crawler is used to perform this task. On Thursday while Keenan was being towed in to unload our trailer came into contact with the back of their crawler. Part of the reason being the shortness of the chain in use giving little or no reaction time for my driver. The impact damaged both sides of the rear door and tore the bottom hinge clear off. I immediately called Rob at Ft Dodge and Town & Country Insurance reporting the accident. I will have photos for viewing at our next meeting. We are still able to use the trailer currently.

Brian A. Klavel